



YAMAHA

PARTS LIST

MODEL XS400E

XS 250E



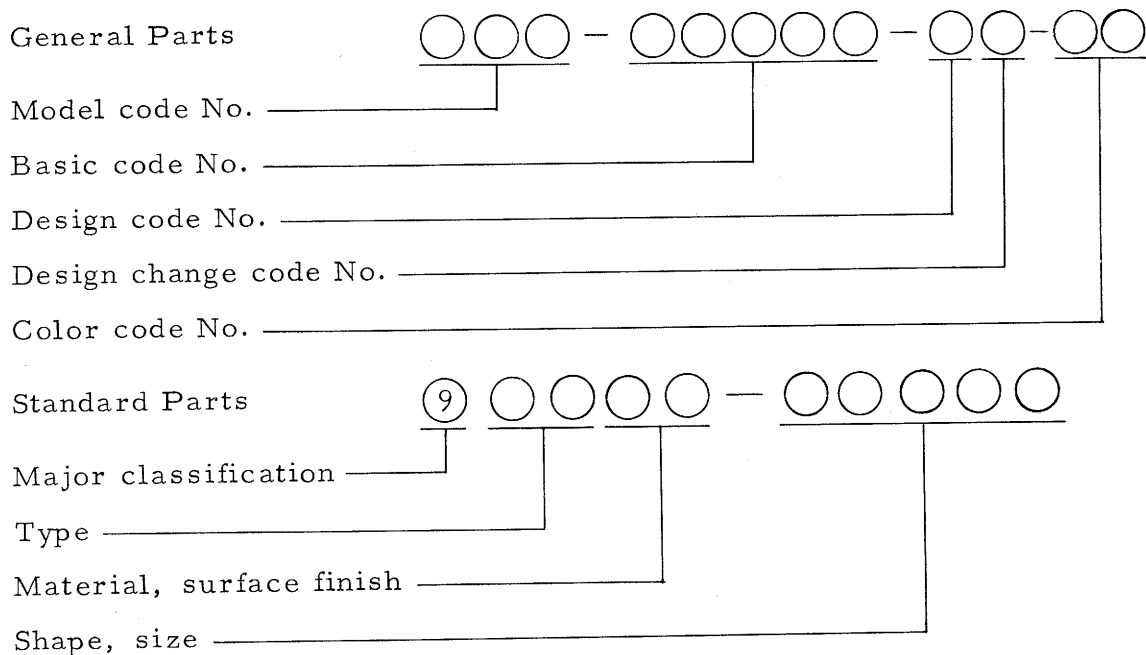


FOREWORD

This Parts List relates to the parts in use for the Yamaha XS400E. When you are ordering replacement parts for the XS400E, refer to this Parts List and quote both part numbers and part names correctly.

1. Structure of Part No.

Yamaha parts are divided largely into two categories; general parts and standard parts, and each part No. has the following structure:



Note: Every standard No. begins with 9.

2. How to Use this Parts List

(1) Except for steel balls (whose size is indicated in inches), the size of all parts is indicated in millimeters in the following manner.

- Hose (rubber or vinyl) Inside diameter - length
- O-ring Section area - inside diameter
- Washer, shim, collar Inside diameter - outside diameter - thickness (length)

(2) Parts, which are to be supplied in the form of assemblies, are listed with an indentation of one letter's space, and a dot (.) is put

against the name of each part. If any two different assemblies (e. g., right and left side components) consist of almost the same type components, these two assemblies are listed in two lines, and then the names of component parts are listed in the subsequent lines with an indention as mentioned earlier. The quantity of parts is given in the following manner; that is, in the case of parts being the same in type between the right and left, a total quantity of parts is given. On the other hand, if the right and left side parts are different in type, the quantity of part(s) on each side is given.

Example

Description	Q'ty
CARBURETOR ASS'Y, left	1
CARBURETOR ASS'Y, right	1
. JET, pilot	2
. NOZZLE, main	2
:	
:	
:	
. LEVER, starter, left	1
. LEVER, starter, right	1

(3) Key to Symbols

U.R.	Use size (thickness) and/or number as required
U.N.	Use as many as you need
T	Number of teeth in a gear
V	Voltage for light bulbs
S	"S" type oil seal or "S" type circlip
SD	"SD" type oil seal
SO	"SO" type oil seal
SW	"SW" type oil seal
E	"E" type circlip
R	"R" type circlip
F/No.	Frame No. (Applicable machine No.)

- (4) The right and left in relation to parts are determined on the basis of the rider facing toward the front.
- (5) The parts marked with * in the Part No. column are not supplied with by Yamaha, those have to be found locally.
- (6) This Parts List is based on the model in the production line on Sep., 10, 1977. Accordingly, if any modifications which have been made to parts will be announced in the Yamaha Parts News. It is advisable that according to the Yamaha Parts News, You will make necessary corrections to the Parts List on hand to keep it up-to dated.

CONTENTS

ENGINE

Fig. 1	Cylinder Head · Cylinder	1
Fig. 2	Valve · Rocker Arm	5
Fig. 3	Crank · Piston	7
Fig. 4	Camshaft · Chain Tensioner	11
Fig. 5	A.C. Generator	13
Fig. 6	Contact Breaker · Governor	15
Fig. 7	Starting Motor Unit	17
Fig. 8	Starting Motor	19
Fig. 9	Oil Pump · Oil Cleaner	21
Fig. 10	Clutch	23
Fig. 11	Transmission	25
Fig. 12	Shifter 1	29
Fig. 13	Shifter 2	31
Fig. 14	Kick Starter	33
Fig. 15	Crankcase	35
Fig. 16	Crankcase Cover	37
Fig. 17	Intake	39
Fig. 18	Carburetor	41
Fig. 19	Exhaust	47

CHASSIS

Fig. 20	Frame	51
Fig. 21	Side Cover · Battery Box	53
Fig. 22	Stand · Footrest	55
Fig. 23	Brake Pedal · Rear Master Cylinder	59
Fig. 24	Rear Arm · Rear Cushion	61
Fig. 25	Front Fender · Rear Fender	63
Fig. 26	Steering	65

Fig. 27	Front Fork	67
Fig. 28	Handle . Wire	71
Fig. 29	Master Cylinder . Brake Hose	73
Fig. 30	Fuel Tank	75
Fig. 31	Seat	79
Fig. 32	Front Wheel	81
Fig. 33	Front Disk Brake . Caliper	83
Fig. 34	Rear Wheel	85
Fig. 35	Rear Disk Brake . Caliper	89
Fig. 36	Head Lamp	91
Fig. 37	Speedometer . Tachometer	93
Fig. 38	Tail Lamp	97
Fig. 39	Flasher Lamp	99
Fig. 40	Electrical 1	101
Fig. 41	Electrical 2	105

ACCESSORY PARTS

Fig. 42	Bumper	109
---------	--------------	-----

REPAIR KIT

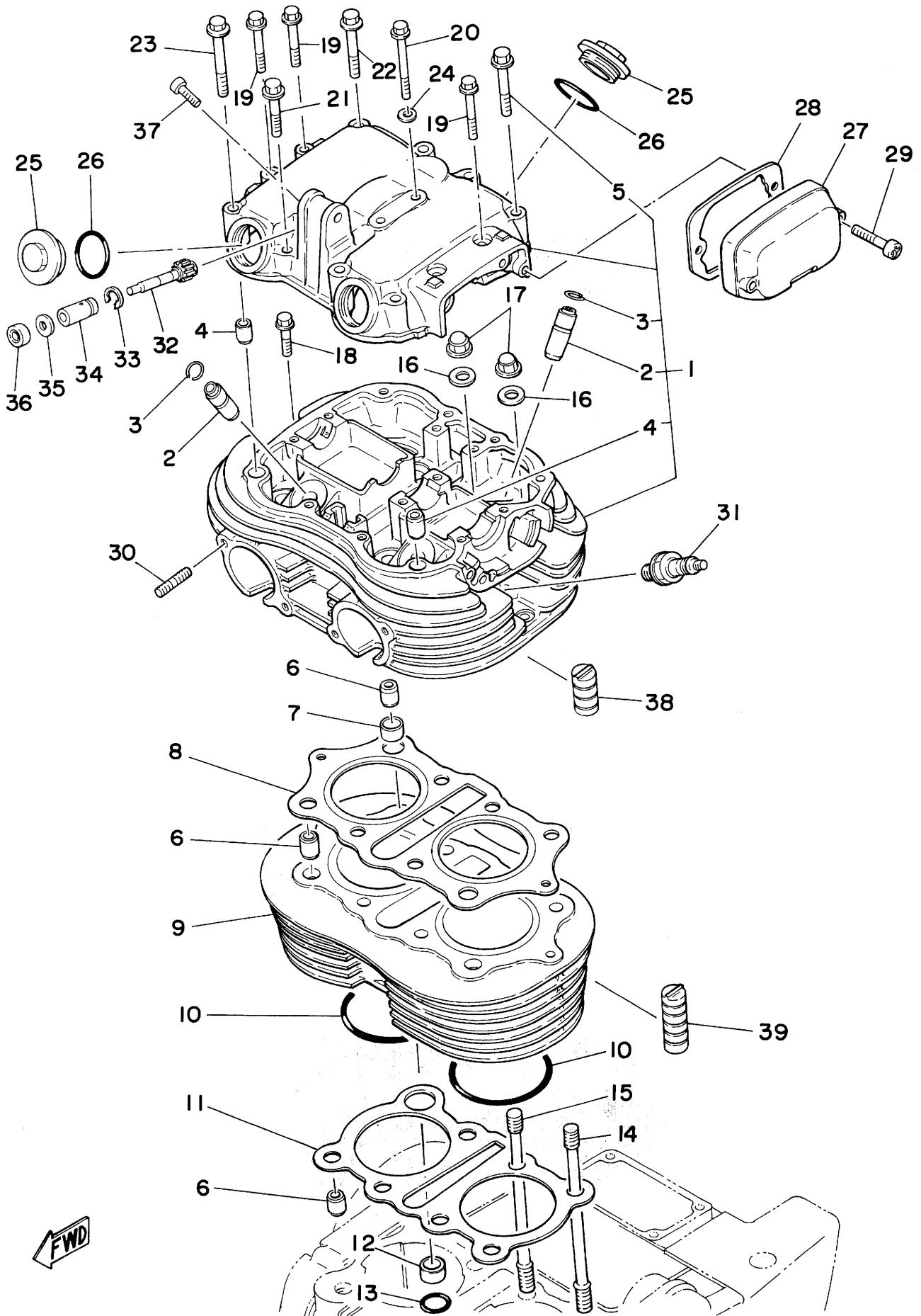
Fig. 43	Repair Kit	113
---------	------------------	-----

NUMERICAL INDEX

ENGINE

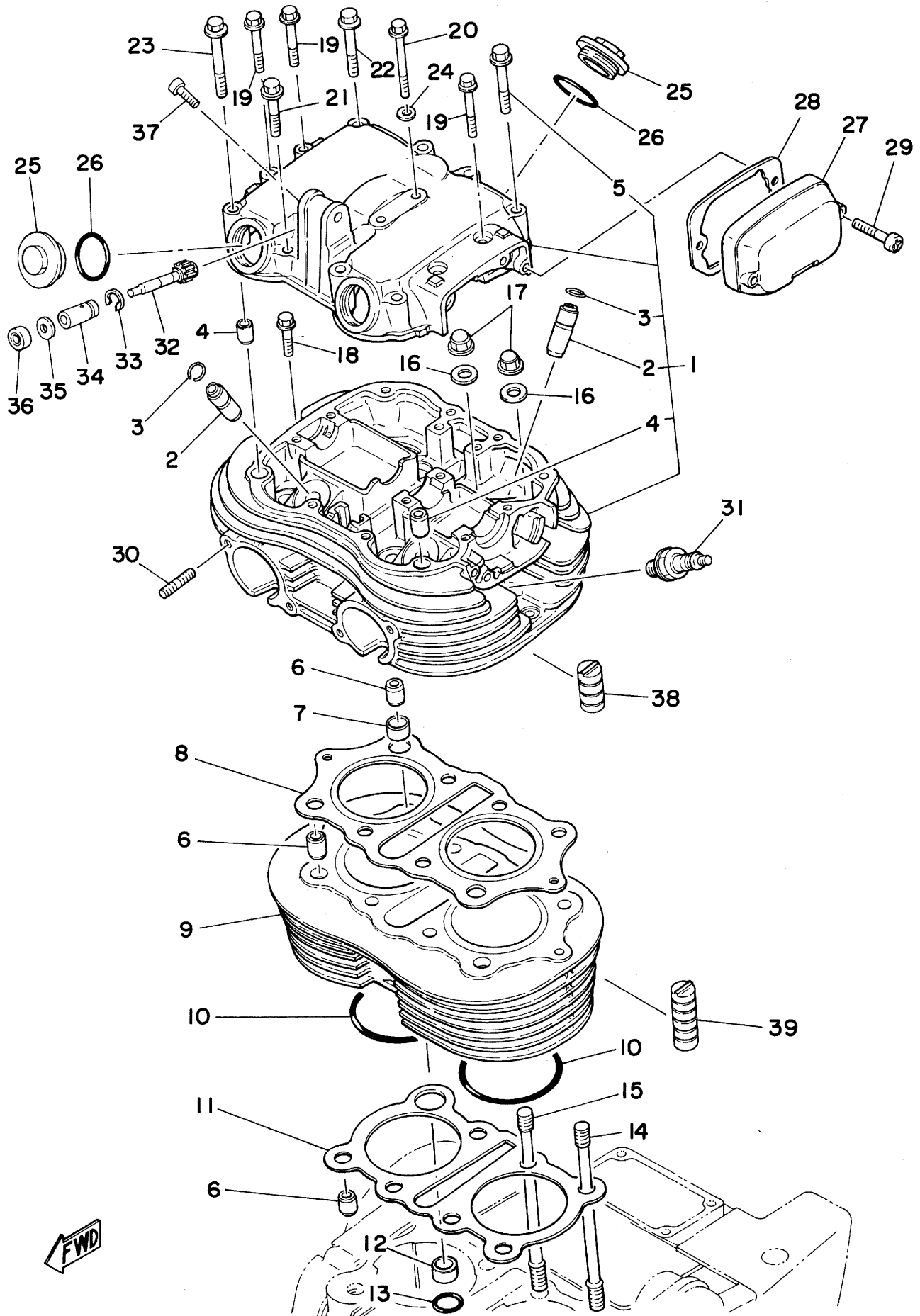


Fig. 1 CYLINDER HEAD · CYLINDER



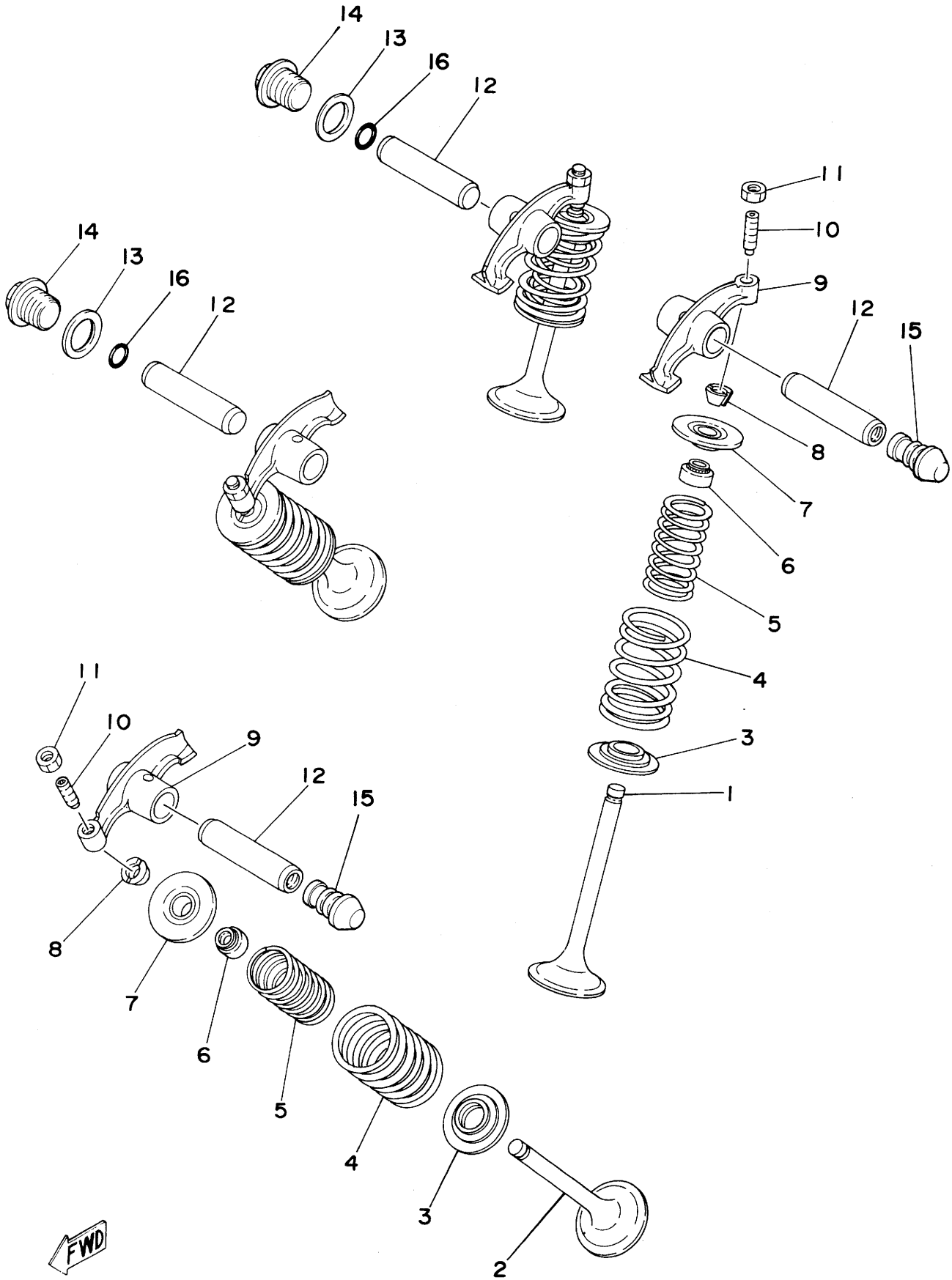
Ref. No.	Part No.	Description	Qty	Applicable Machine No.	Remarks
1- 1	2L0-11101-00	CYLINDER HEAD ASS'Y	1		
2	1L9-11133-10	. GUIDE, valve intake (1st O.S)	4		Alternate Parts
3	93440-12052	. CIRCLIP (12 ϕ special)	4		
4	91810-03014	. PIN, dowel (8.5-10-14)	2		
5	90105-08079	. BOLT, washer based head hexagon	1		M8-50L
6	91810-16016	PIN, dowel (10.5-14-16)	5		
7	90430-14131	GASKET	1		
8	2A2-11181-00	GASKET, cylinder head	1		
9	2L0-11311-00	CYLINDER	1		
10	93210-74316	O-RING (1.9-74.5)	2		
11	2A2-11351-00	GASKET, cylinder	1		
12	90387-16547	COLLAR (16.5-18-10)	1		
13	93210-18322	O-RING (2.4-17.8)	1		
14	1L9-11361-00	BOLT, cylinder holding 1	4		
15	1L9-11362-00	BOLT, cylinder holding 2	4		
16	90201-10128	WASHER, plate (341-83909-00)	8		10.5-20-2
17	1L9-11171-00	NUT, cylinder holding	8		
18	90105-06070	BOLT, washer based head hexagon	2		M6-25L
19	90105-06073	BOLT, washer based head hexagon	4		M6-45L
20	90105-06075	BOLT, washer based head hexagon	2		M6-60L
21	90105-08078	BOLT, washer based head hexagon	1		M8-40L
22	90105-08079	BOLT, washer based head hexagon	4		M8-50L
23	90105-08080	BOLT, washer based head hexagon	2		M8-60L
24	90201-06630	WASHER, plate	2		
25	1H2-11186-00	PLUG, viewer	4		
26	93210-32172	O-RING (2.4-31.5)	4		
27	2L0-11157-00	COVER, breaker	1		
28	1L9-11146-00	GASKET, breaker cover	1		
29	98501-05035	SCREW, panhead	2		
30	90116-08046	BOLT, stud (823-13558-00)	4		

Fig. 1 CYLINDER HEAD · CYLINDER



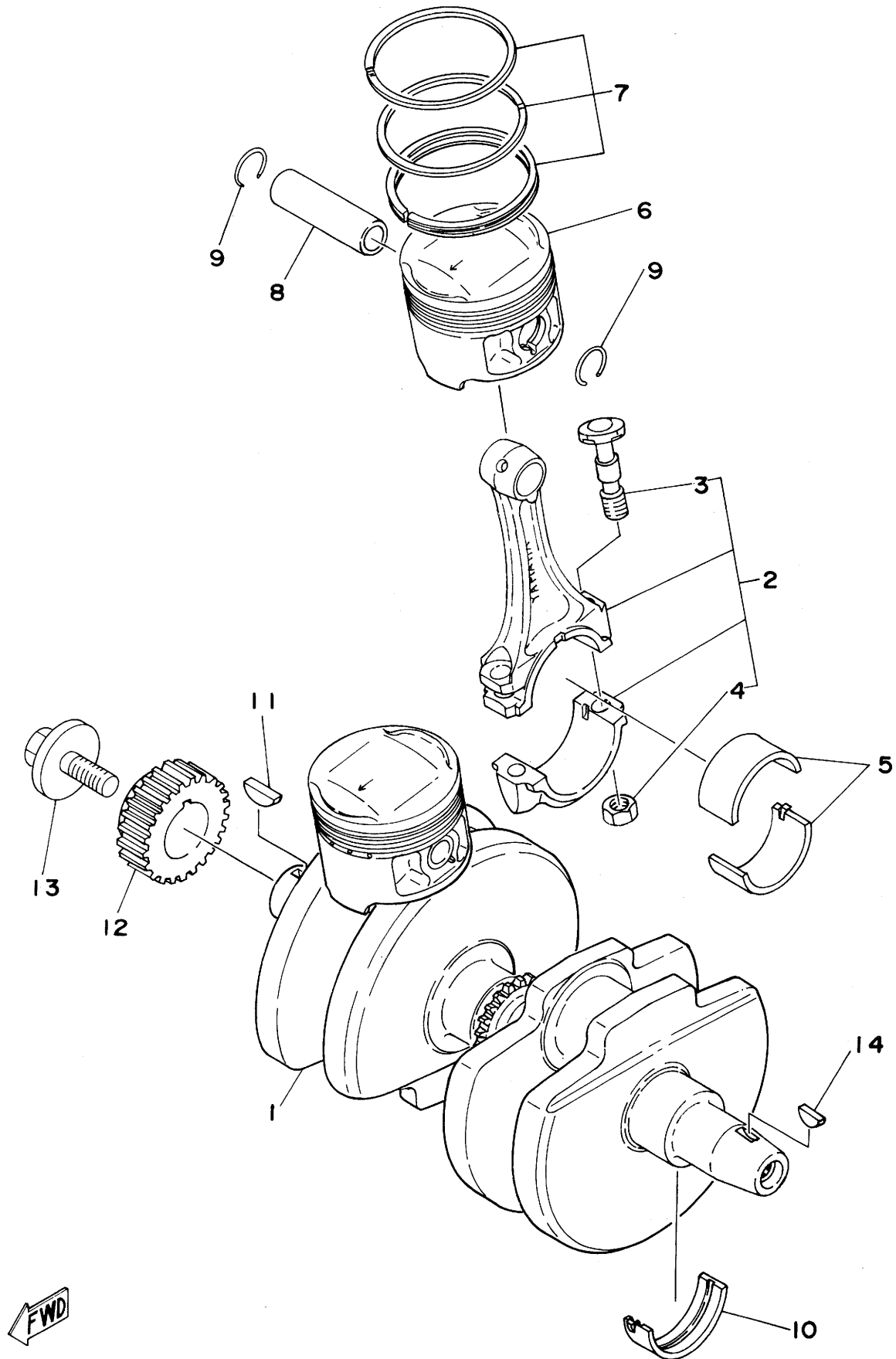
Ref. No.	Part No.	Description	Q'ty	Applicable Machine No.	Remarks
1-31	94701-00117	PLUG, spark (BP7ES)	} U.R. 2		NGK
	*	PLUG, spark (N-7Y)			CHAMPION
32	1L9-17841-00	GEAR, driven (15T)	1		
33	93440-12051	CIRCLIP	1		
34	1L9-17811-00	HOUSING	1		
35	90201-06605	WASHER, plate	1		
36	93109-07016	OIL SEAL (SDO-6.5-14.5-7.0)	1		
37	98501-05025	SCREW, panhead	1		
38	1L9-11162-10	ABSORBER 1	1		
39	1L9-11162-30	ABSORBER 2	3		

Fig. 2 VALVE ROCKER ARM



Ref. No.	Part No.	Description	Q'ty	Applicable Machine No.	Remarks
2- 1	1L9-12111-02	VALVE, intake	2		
2	1L9-12121-02	VALVE, exhaust	2		
3	1L9-12116-00	SEAT, valve spring	4		
4	1L9-12114-00	SPRING, outer	4		
5	1L9-12113-00	SPRING, inner	4		
6	1L9-12119-00	SEAL, valve stem oil	4		
7	1L9-12117-00	RETAINER, valve spring	4		
8	1J7-12118-00	LOCK, valve spring retainer	8		
9	1L9-12151-00	ARM, valve rocker	4		
10	1L9-12159-01	SCREW, valve adjusting	4		
11	90170-06128	NUT, hexagon (371-12158-00)	4		
12	1L9-12156-00	SHAFT, rocker arm	4		
13	90430-16142	WASHER, plate	2		
14	1L9-11177-00	PLUG, rocker	2		
15	1L9-11197-00	PLUG	2		
16	93210-07242	O-RING (2.4-7.2)	2		

Fig. 3 CRANK · PISTON



Ref. No.	Part No.	Description	Q'ty	Applicable Machine No.	Remarks
3- 1	2A2-11411-00	CRANKSHAFT	1		
2	1L9-11650-00	CONNECTING ROD ASS'Y	2		
3	371-11654-01	. BOLT, connecting rod	4		
4	90170-08129	. NUT, hexagon (371-11655-00)	4		
5	1L9-11656-00	BEARING, connecting rod 1	U.R. 4		Blue Black Brown Green } See the table 1 below.
	1L9-11656-10	BEARING, connecting rod 2			
	1L9-11656-20	BEARING, connecting rod 3			
	1L9-11656-30	BEARING, connecting rod 4			

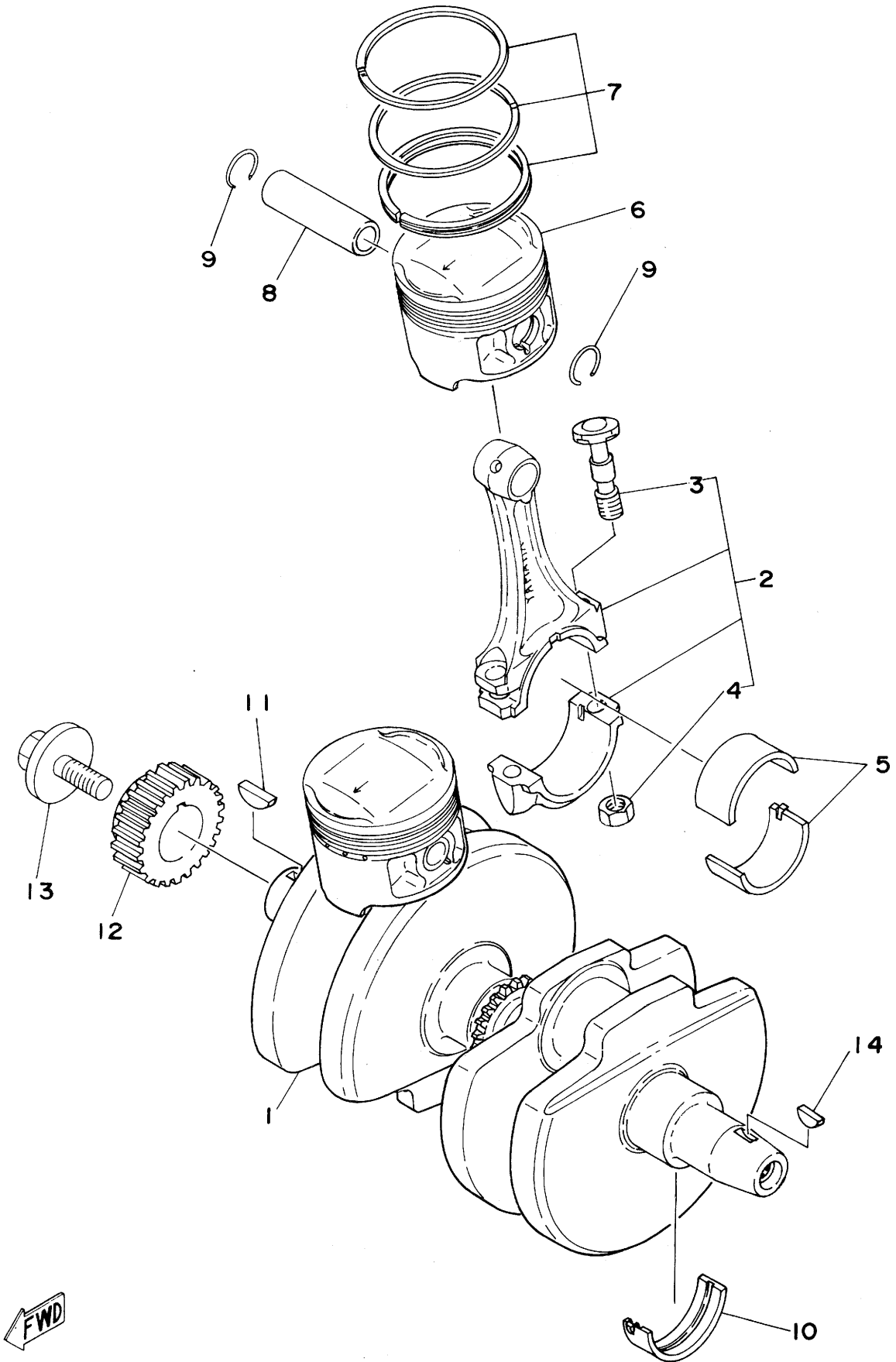
TABLE 1 CONNECTING ROD BEARING SELECTION

	Center thickness T	Housing diameter	No.	Shaft diameter	No.	Oil clearance
BEARING 1	1.5 $\begin{matrix} +0.004 \\ 0 \end{matrix}$	41 ϕ $\begin{matrix} +0.024 \\ +0.016 \end{matrix}$	3	38 ϕ $\begin{matrix} 0 \\ -0.008 \end{matrix}$	1	0.017~0.040
BEARING 2	1.5 $\begin{matrix} 0 \\ -0.004 \end{matrix}$	41 ϕ $\begin{matrix} +0.016 \\ +0.008 \end{matrix}$	4	38 ϕ $\begin{matrix} -0.008 \\ -0.016 \end{matrix}$	2	0.017~0.040
BEARING 3	1.5 $\begin{matrix} -0.004 \\ -0.008 \end{matrix}$	41 ϕ $\begin{matrix} +0.008 \\ 0 \end{matrix}$	5			0.017~0.040
BEARING 4	1.5 $\begin{matrix} -0.008 \\ -0.012 \end{matrix}$					0.017~0.040

Bearing Selection: Housing No. - Shaft No. = Bearing No.

6	2L0-11631-00-X0 PISTON (SIZE A STD)	} U.R. 2	
	2L0-11631-00-Y0 PISTON (SIZE B STD)		
	2L0-11635-00 PISTON (69.25mm 1st O.S)	2	Alternate Parts
	2L0-11636-00 PISTON (69.50mm 2nd O.S)	2	Alternate Parts
	2L0-11637-00 PISTON (69.75mm 3rd O.S)	2	Alternate Parts
	2L0-11638-00 PISTON (70.00mm 4th O.S)	2	Alternate Parts
7	2A2-11610-00 PISTON RING SET (STD)	2s	
	2A2-11610-10 PISTON RING SET (1st O.S)	2s	Alternate Parts
	2A2-11610-20 PISTON RING SET (2nd O.S)	2s	Alternate Parts
	2A2-11610-30 PISTON RING SET (3rd O.S)	2s	Alternate Parts
	2A2-11610-40 PISTON RING SET (4th O.S)	2s	Alternate Parts
8	2A2-11633-00 PIN, piston	2	
9	93450-17044 CIRCLIP	4	

Fig. 3 CRANK · PISTON



Ref. No.	Part No.	Description	Q'ty	Applicable Machine No.	Remarks
3-10	1L9-11416-00	BEARING, crankshaft 1	U.R. 6		Blue Black Brown Green } See the table 2 below.
	1L9-11416-10	BEARING, crankshaft 2			
	1L9-11416-20	BEARING, crankshaft 3			
	1L9-11416-30	BEARING, crankshaft 4			

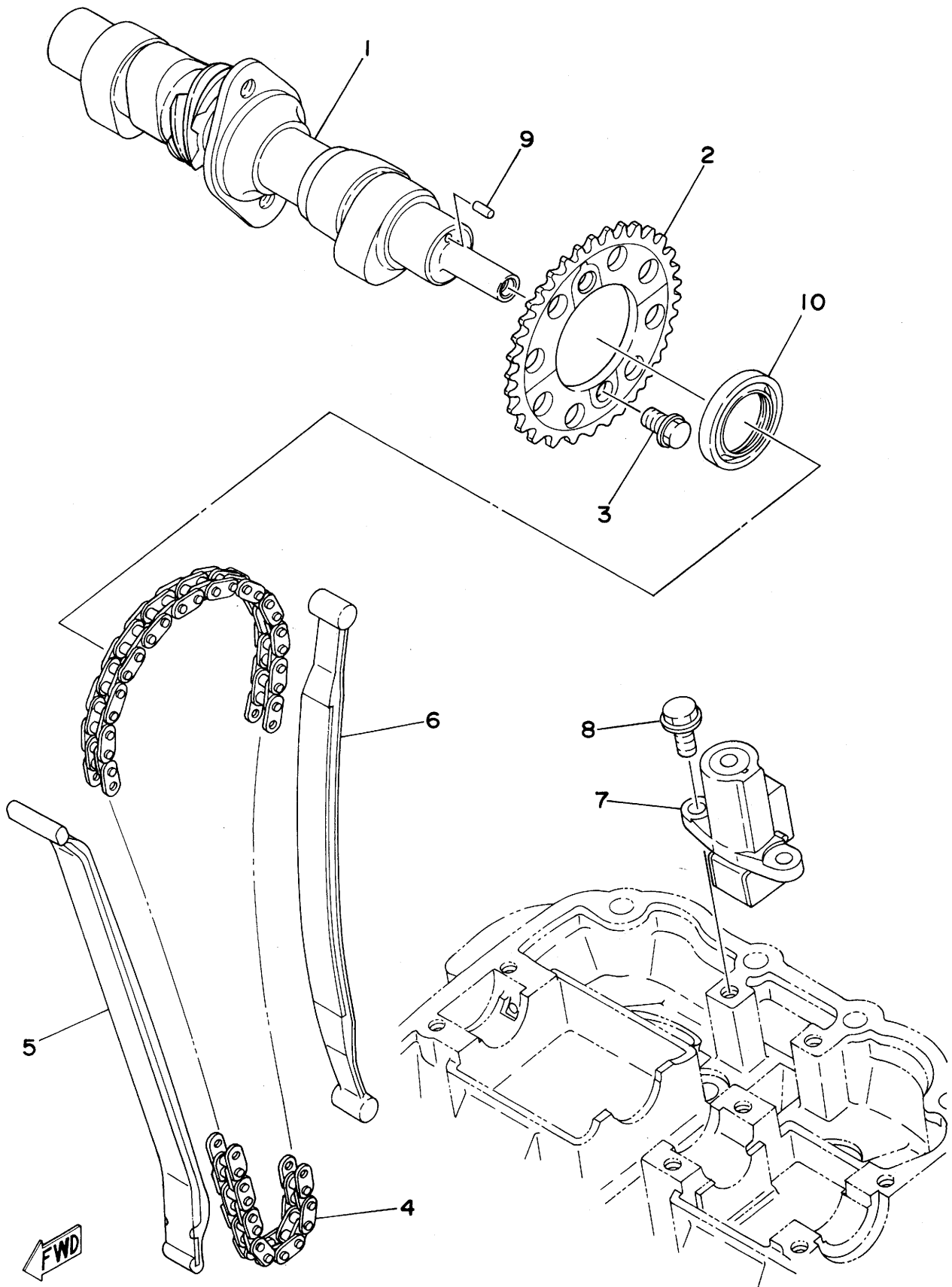
TABLE 2 CRANKSHAFT BEARING SELECTION

	Center thickness T	Housing diameter	No.	Shaft diameter	No.
BEARING 1	1.5 ^{+0.012} / _{+0.008}	37 ϕ ^{+0.024} / _{+0.016}	3	34 ϕ ⁰ / _{-0.008}	1
BEARING 2	1.5 ^{+0.008} / _{+0.004}	37 ϕ ^{+0.015} / _{+0.008}	4	34 ϕ ^{-0.008} / _{-0.016}	2
BEARING 3	1.5 ^{+0.004} / ₀	37 ϕ ^{+0.007} / ₀	5		
BEARING 4	1.5 ⁰ / _{-0.004}				

Bearing Selection: Housing No. - Shaft No. = Bearing No.

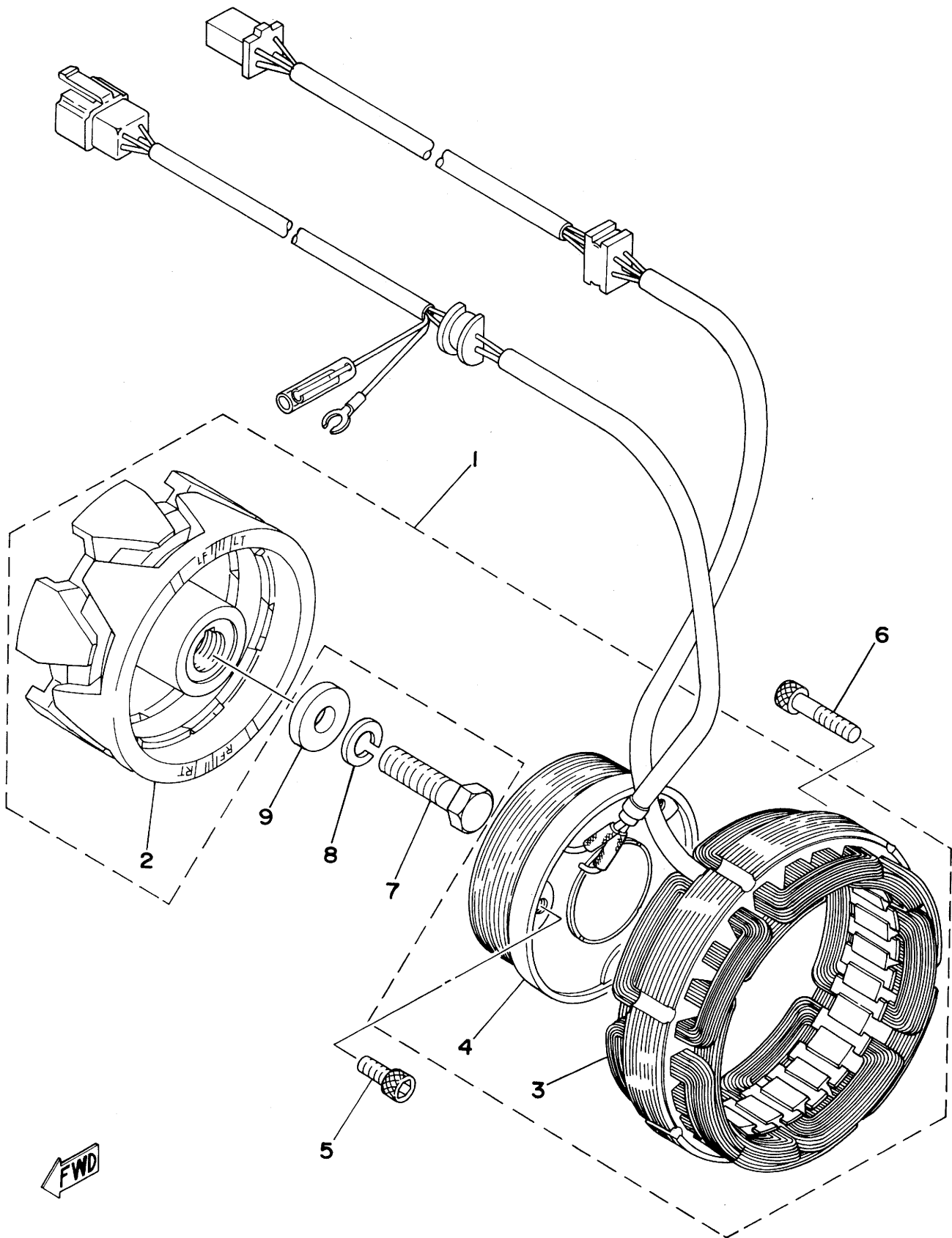
11	90280-05015	KEY, woodruff	1
12	1L9-16111-00	GEAR, primary drive (24T)	1
13	90105-10085	BOLT, washer based head hexagon	1
14	90280-04005	KEY, woodruff (341-11545-00)	1

Fig. 4 CAMSHAFT · CHAIN TENSIONER



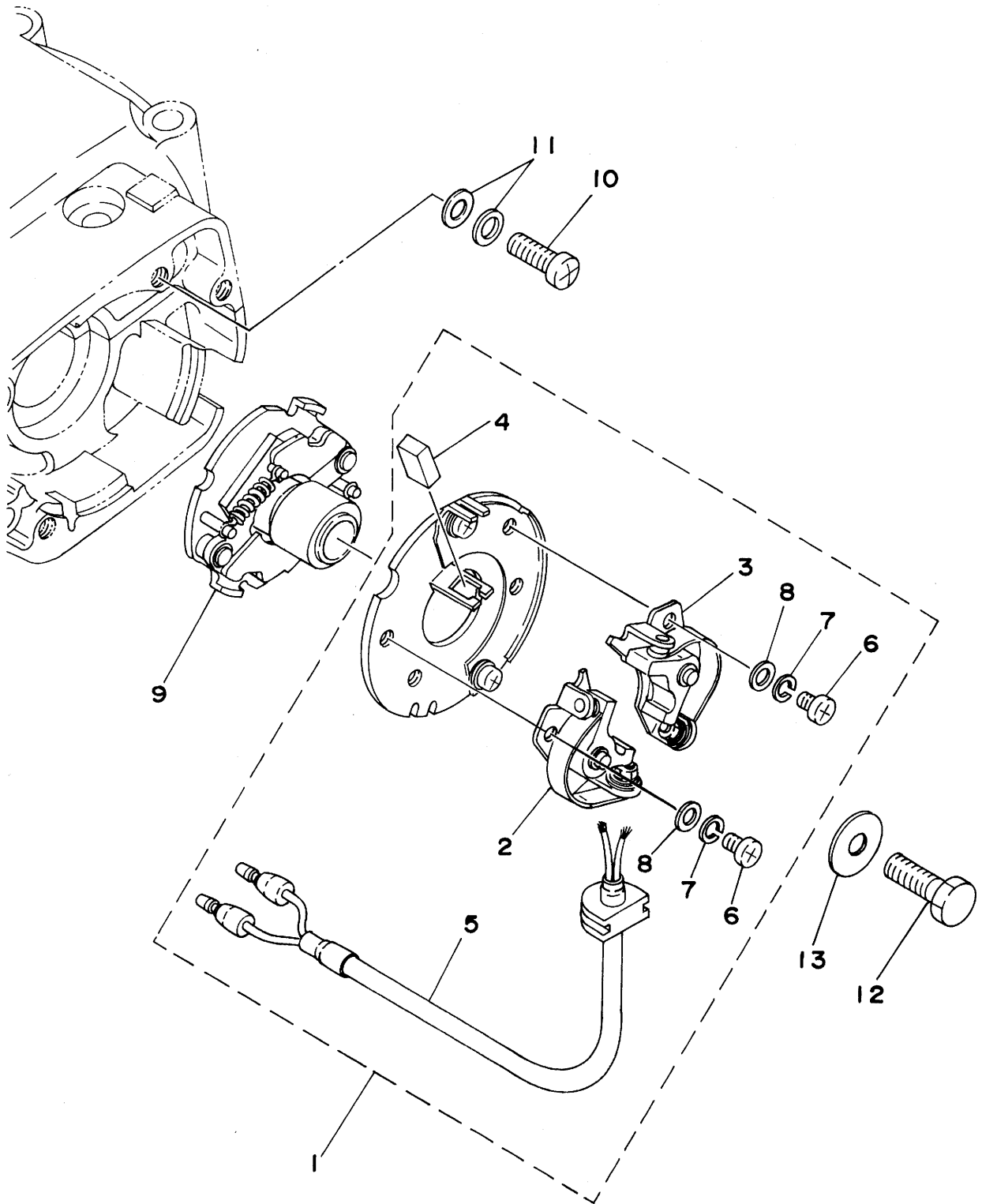
Ref. No.	Part No.	Description	Q'ty	Applicable Machine No.	Remarks
4- 1	1M0-12171-00	SHAFT, cam	1		
2	1L9-12176-00	SPROCKET, camshaft	1		
3	90105-07087	BOLT, washer based head hexagon	2		
4	94500-02092	CHAIN (BF05M-92L)	1		
5	1L9-12231-00	GUIDE, stopper 1	1		
6	1L9-12241-02	GUIDE, stopper 2	1		
7	1L9-12210-01	TENSIONER ASS'Y	1		
8	95801-06016	BOLT, flange	2		
9	93603-07073	PIN, dowel (3-7)	1		
10	93102-23152	OIL SEAL (SD-23-35-5)	1		

Fig. 5 A. C. GENERATOR



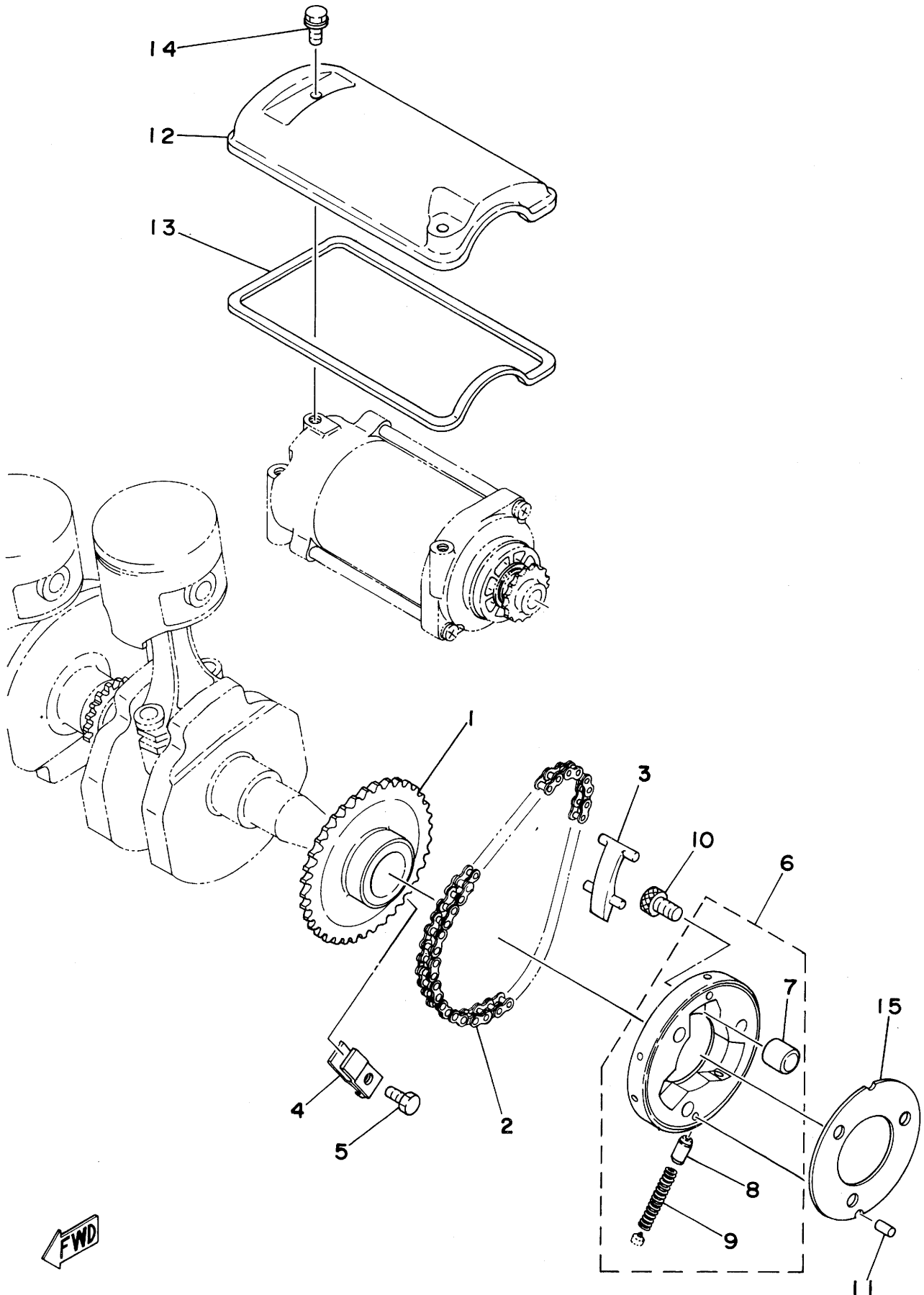
Ref. No.	Part No.	Description	Q'ty	Applicable Machine No.	Remarks
5- 1	1L9-81600-50	A. C. GENERATOR ASS'Y	1		
2	1L9-81650-50	. ROTOR ASS'Y	1		
3	1L9-81610-50	. STATOR ASS'Y	1		
4	1L9-81660-50	. FIELD COIL ASS'Y	1		
5	91316-06015	BOLT, hexagon socket head	3		
6	91316-06030	BOLT, hexagon socket head	3		
7	90101-10105	BOLT, hexagon (341-18652-00)	1		
8	92901-10100	WASHER, spring	1		
9	90201-10508	WASHER, plate (341-81663-01)	1		

Fig. 6 CONTACT BREAKER · GOVERNOR



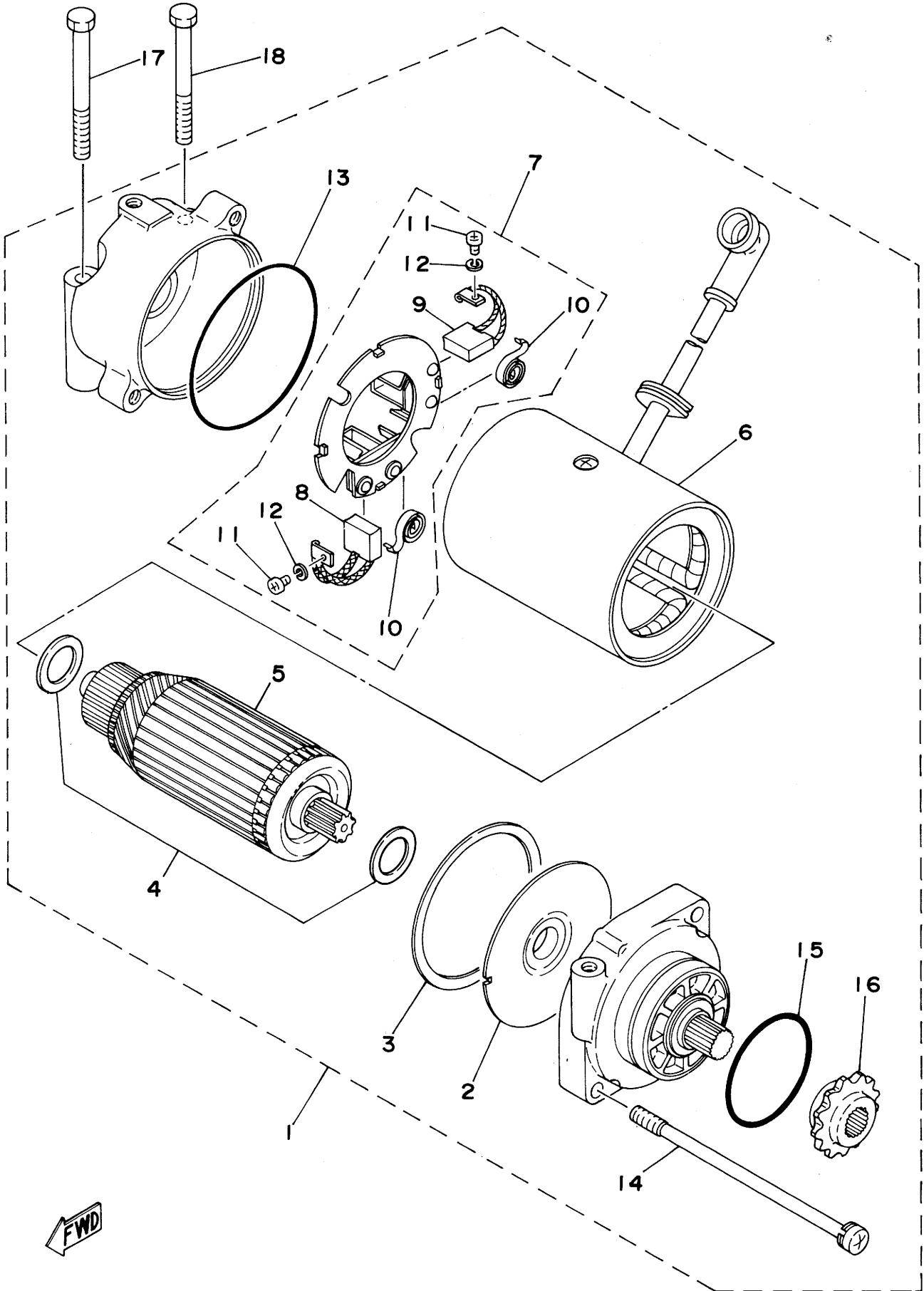
Ref. No.	Part No.	Description	Q'ty	Applicable Machine No.	Remarks
6- 1	1L9-81620-50	BREAKER PLATE ASS'Y	1		
2	1L9-81621-50	. CONTACT BREAKER ASS'Y	1		
3	1L9-81622-50	. CONTACT BREAKER ASS'Y	1		
4	1L9-81631-50	. LUBRICATOR	1		
5	1L9-81634-50	. LEAD WIRE ASS'Y	1		
6	110-81345-21	. SCREW, panhead	4		
7	92901-04100	. WASHER, spring	4		
8	92901-04200	. WASHER, plain	4		
9	1L9-81653-50	GOVERNOR ASS'Y	1		
10	92501-06015	SCREW, panhead	2		
11	92901-06200	WASHER, plate	4		
12	97301-06020	BOLT , hexagon	1		
13	90201-06060	WASHER (132-18338-00)	1		

Fig. 7 STARTING MOTOR UNIT



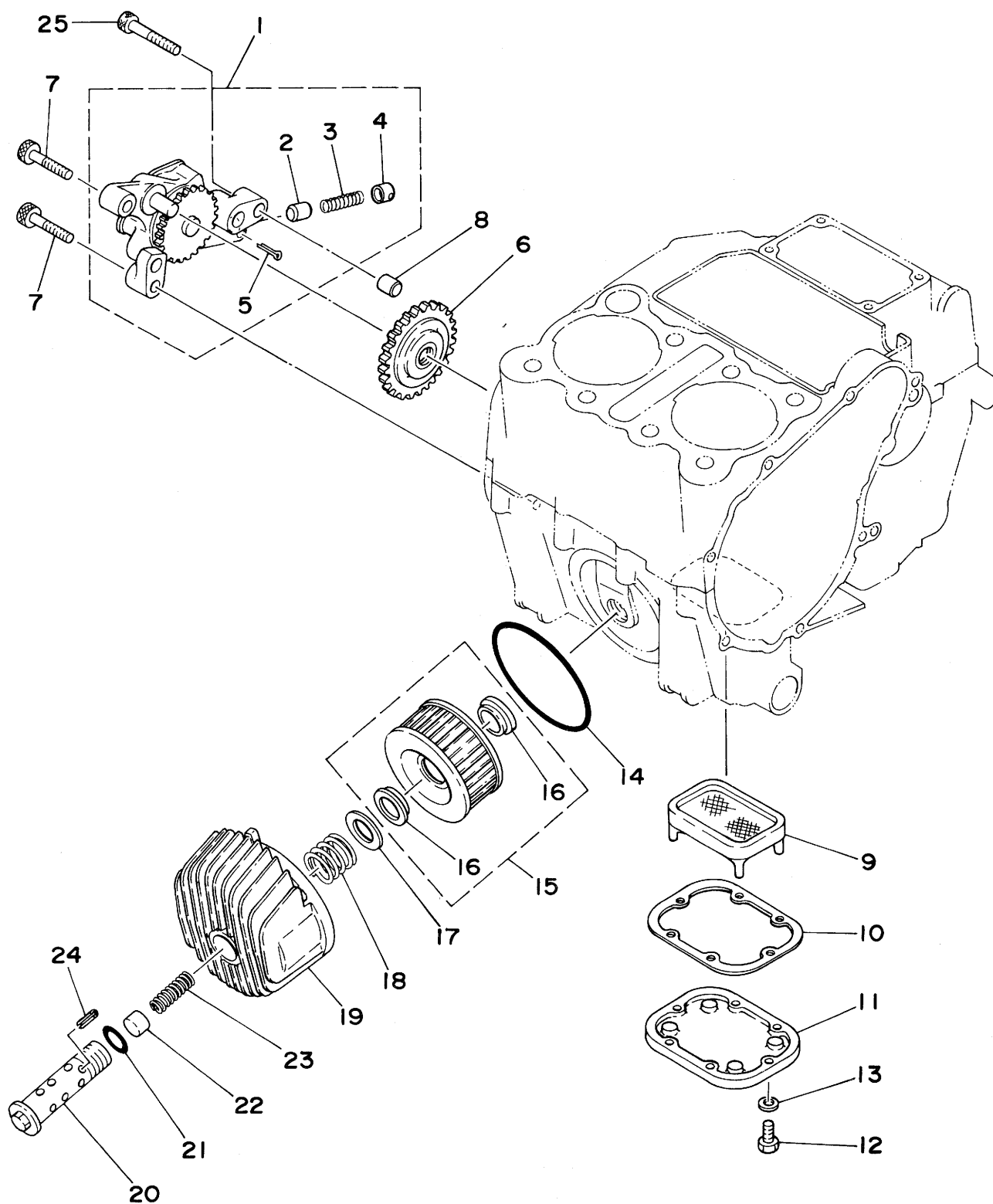
Ref. No.	Part No.	Description	Q'ty	Applicable Machine No.	Remarks
7- 1	1L9-15519-00	SPROCKET, starter	1		
2	94552-19058	CHAIN (DK219-HT-58L)	1		
3	1L9-15591-00	GUIDE, starter chain	1		
4	1L9-15592-01	GUIDE, starter sprocket	1		
5	97301-06014	BOLT, hexagon	1		
6	341-15580-05	STARTER CLUTCH OUTER ASS'Y	1		
7	93615-12088	. PIN, dowel (15-15)	3		
8	341-15583-04	. CAP, starter clutch spring	3		
9	90501-03298	. SPRING, starter clutch roller	3		
10	91310-08015	BOLT, compression	3		
11	93605-09095	PIN, dowel (4.5-9.3)	2		
12	1L9-15436-00	COVER, electric motor	1		
13	1L9-15446-00	GASKET, cover	1		
14	90105-06069	BOLT, washer based head hexagon	2		
15	1L9-15589-00	PLATE, starter clutch cover	1		

Fig. 8 STARTING MOTOR



Ref. No.	Part No.	Description	Q'ty	Applicable Machine No.	Remarks
8- 1	1L9-81800-60	STARTING MOTOR ASS'Y	1		
2	371-81845-20	. PLATE	1		
3	371-81844-20	. GASKET	1		
4	371-81809-20	. WASHER KIT	1		
5	1L9-81850-20	. ARMATURE ASS'Y	1		
6	1L9-81810-60	. STATOR ASS'Y	1		
7	1L9-81840-60	. BRUSH HOLDER ASS'Y	1		
8	1L9-81811-60	. . BRUSH (+)	1		
9	1L9-81812-60	. . BRUSH (-)	1		
10	1L9-81813-20	. . SPRING, brush	2		
11	98501-03008	. . SCREW, panhead	2		
12	92901-03100	. . WASHER, spring	2		
13	371-81847-20	. O-RING	1		
14	371-81826-20	. BOLT	2		
15	1L9-81847-60	. O-RING	1		
16	1L9-15518-60	. SPROCKET, starter (13T)	1		
17	97301-06060	BOLT	1		
18	97301-06055	BOLT	1		

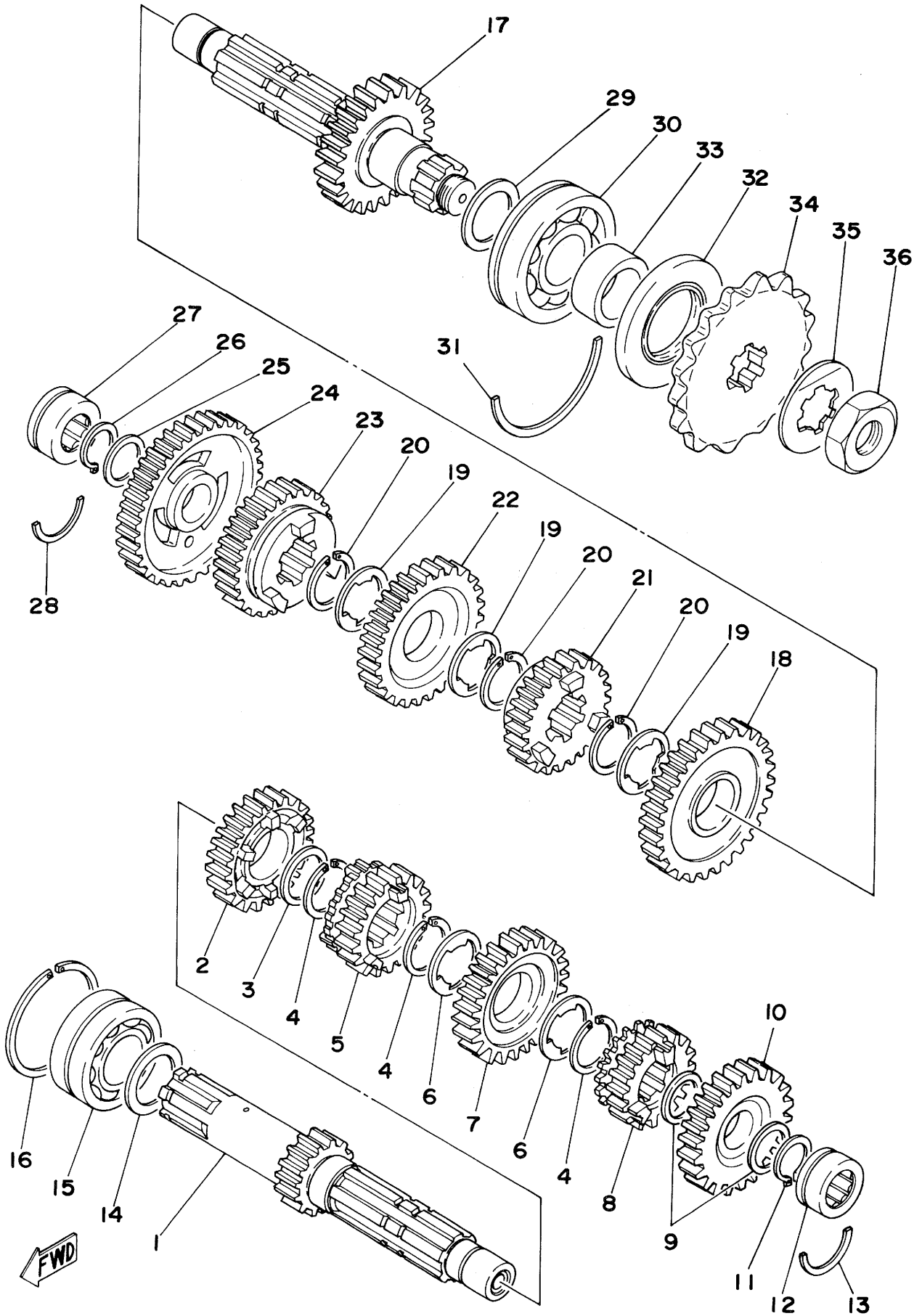
Fig. 9 OIL PUMP · OIL CLEANER



Ref. No.	Part No.	Description	Q'ty	Applicable Machine No.	Remarks
9- 1	1L9-13300-00	OIL PUMP ASS'Y	1		
2	1L9-13483-00	. PLUNGER	1		
3	1L9-13484-00	. SPRING, relief	1		
4	1L9-13486-00	. RETAINER, relief valve	1		
5	91401-25030	. PIN, cotter	1		
6	1L9-13341-01	GEAR, idle	1		
7	91318-08035	BOLT, hexagon socket head	2		
8	91810-03014	PIN, dowel (8.5-10-14)	1		
9	1L9-13411-00	STRAINER, oil	1		
10	1L9-13414-00	GASKET, strainer cover	1		
11	1L9-13417-00	COVER, strainer	1		
12	97301-05016	BOLT, hexagon	6		
13	92901-05600	WASHER, plate	6		
14	93210-88324	O-RING (4.1-87.8)	1		
15	1L9-13440-90	ELEMENT, oil filter	1		
16	90480-23193	. GROMMET	2		
17	90201-21608	WASHER, plate	1		
18	90501-20422	SPRING, compression	1		
19	1L9-13447-00	COVER, element	1		
20	90401-20043	BOLT, union	1		
21	93210-16325	O-RING (2.4-15.8)	1		
22	1L9-13345-00	PISTON, by-pass valve	1		
23	90501-10421	SPRING, compression	1		
24	91609-20018	PIN, spring	1		
25	91318-08045	BOLT, hexagon socket head	1		

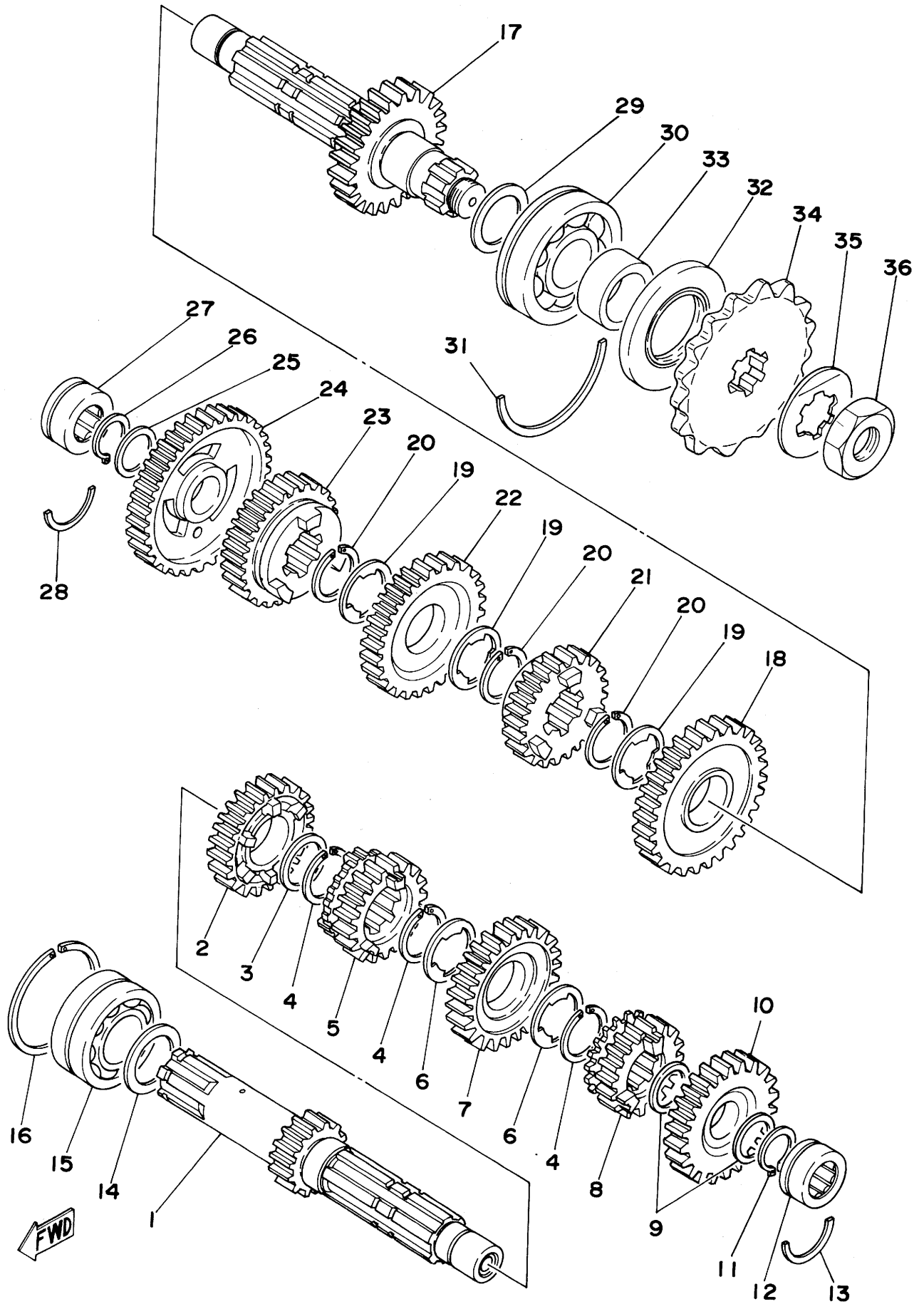
Ref. No.	Part No.	Description	Q'ty	Applicable Machine No.	Remarks
10- 1	1L9-16301-00	CLUTCH ASS'Y	1		
2	1L9-16150-01	. PRIMARY DRIVEN GEAR COMP. (78T)	1		
3	90201-25291	. WASHER, plate (371-11558-00)	1		
4	1L9-16371-00	. BOSS, clutch	1		
5	383-16321-00	. PLATE, friction	7		
6	168-16325-00	. PLATE, clutch	6		
7	1L9-16351-00	. PLATE, pressure	1		
8	90501-26148	. SPRING, compression	4		
9	90159-06010	. SCREW, with washer	4		
10	1L9-16356-00	ROD, push 1	1		
11	93410-24042	CIRCLIP (S-24)	1		
12	168-17428-01-03	SHIM, drive axle (25-34-0.3)	} U.R. 1		
	168-17428-01-05	SHIM, drive axle (25-34-0.5)			
13	93505-16006	BALL (5/16 inch)	1		
14	371-16357-02	ROD, push 2	1		
15	93102-09151	OIL SEAL (SD-8.8-22-7.5)	1		
16	1L9-16340-00	PUSH LEVER ASS'Y	1		
17	214-16347-01	SEAL, dust	1		
18	371-16396-00	HOUSING, push screw	1		
19	98501-05012	SCREW, panhead	2		
20	90113-08021	SCREW, adjusting (256-16343-01)	1		
21	90179-08179	NUT , special	1		
22	214-16389-00	JOINT	1		
23	90240-06005	PIN, with hole (214-16379-00)	1		
24	91401-10010	PIN, cotter	1		
25	90506-10023	SPRING, tension (168-16345-00)	1		

Fig. 11 TRANSMISSION



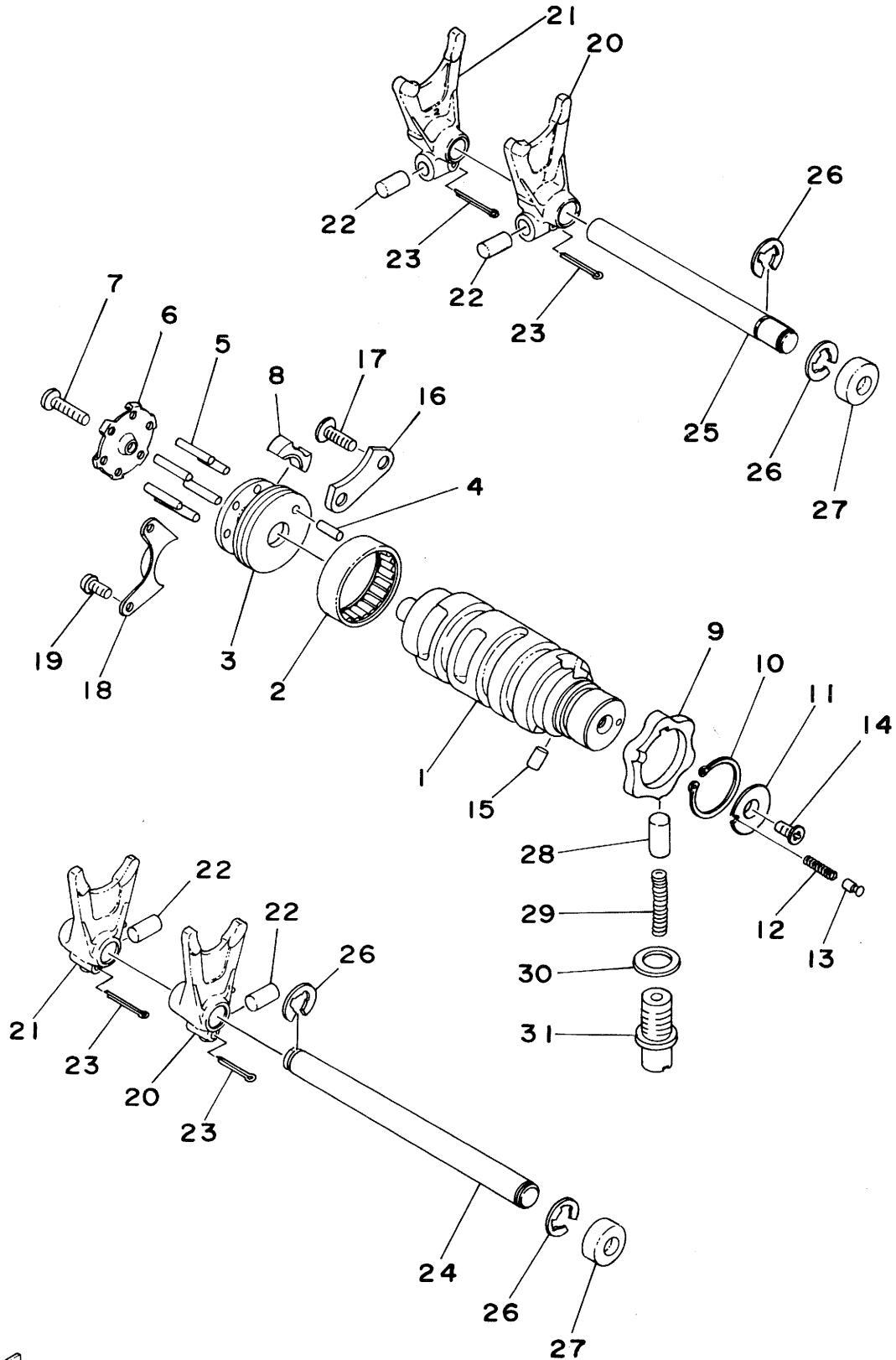
Ref. No.	Part No.	Description	Q'ty	Applicable Machine No.	Remarks
11- 1	1L9-17401-00	MAIN AXLE COMP. (14T)	1		
2	1L9-17141-00	GEAR, 4th pinion (24T)	1		
3	90201-25287	WASHER, plate	1		
4	93440-25019	CIRCLIP (25 ϕ special)	3		
5	1L9-17131-00	GEAR, 3rd pinion (21T)	1		
6	90209-21105	WASHER, special (328-17216-00) ...	2		
7	1L9-17161-00	GEAR, 6th pinion (30T)	1		
8	1A1-17121-00	GEAR, 2nd pinion (18T)	1		
9	90201-20266	WASHER, plate (132-17216-00)	2		
10	1L9-17151-00	GEAR, 5th pinion (26T)	1		
11	93410-20009	CIRCLIP (S-20)	1		
12	93311-22027	BEARING	1		
13	93450-32042	CIRCLIP	1		
14	168-17428-01-03	SHIM, drive axle (25-34-0.3)	} U.R. 1		
	168-17428-01-05	SHIM, drive axle (25-34-0.5)			
15	93305-20502	BEARING (B5205 special)	1		
16	93440-52009	CIRCLIP (52 ϕ special)	1		
17	1L9-17420-00	DRIVE AXLE ASS'Y (25T)	1		
18	1L9-17221-00	GEAR, 2nd wheel (32T)	1		
19	90209-21105	WASHER, special (328-17216-00)	3		
20	93440-25019	CIRCLIP (25 ϕ special)	3		
21	1L9-17261-00	GEAR, 6th wheel (26T)	1		
22	2A2-17231-00	GEAR, 3rd wheel (29T)	1		
23	2A2-17241-00	GEAR, 4th wheel (27T)	1		
24	1L9-17210-00	1ST WHEEL GEAR COMP. (35T)	1		
25	90201-20266	WASHER, plate (132-17216-00)	1		
26	93410-20009	CIRCLIP (S-20)	1		
27	93311-42032	BEARING	1		
28	278-17425-00	CIRCLIP	1		
29	168-17428-01-03	SHIM, drive axle (25-34-0.3)	} U.R. 1		
	168-17428-01-05	SHIM, drive axle (25-34-0.5)			
30	93306-30504	BEARING (B6305N special)	1		

Fig. 11 TRANSMISSION



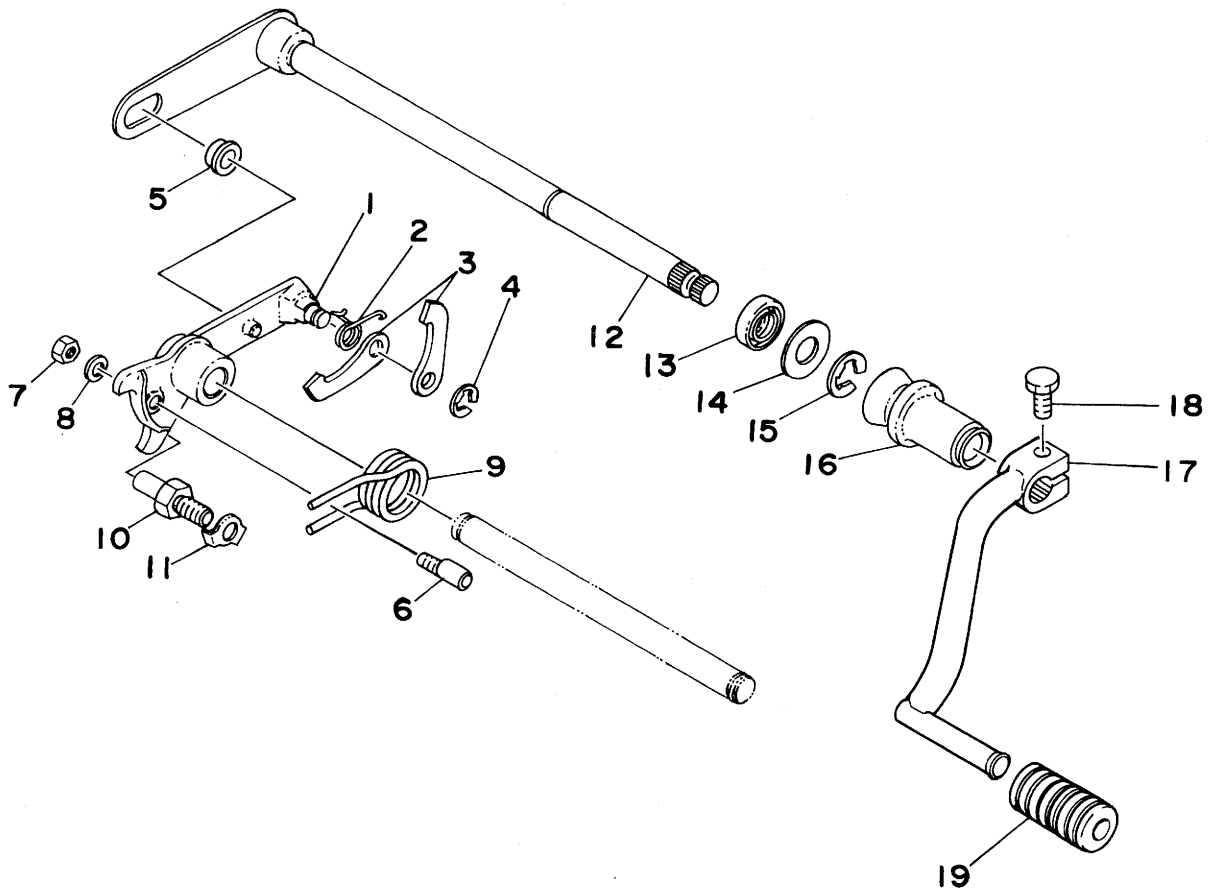
Ref. No.	Part No.	Description	Q'ty	Applicable Machine No.	Remarks
11-31	278-17424-00	CIRCLIP	1		
32	93102-35109	OIL SEAL (SD-35-62-6)	1		
33	90387-25192	COLLAR (25-35-14.2)	1		
34	1A1-17461-60	SPROCKET, drive (16T)	1		
35	90215-21121	WASHER, lock	1		
36	90179-18020	NUT, lock (152-17463-00)	1		

Fig. 12 SHIFTER 1



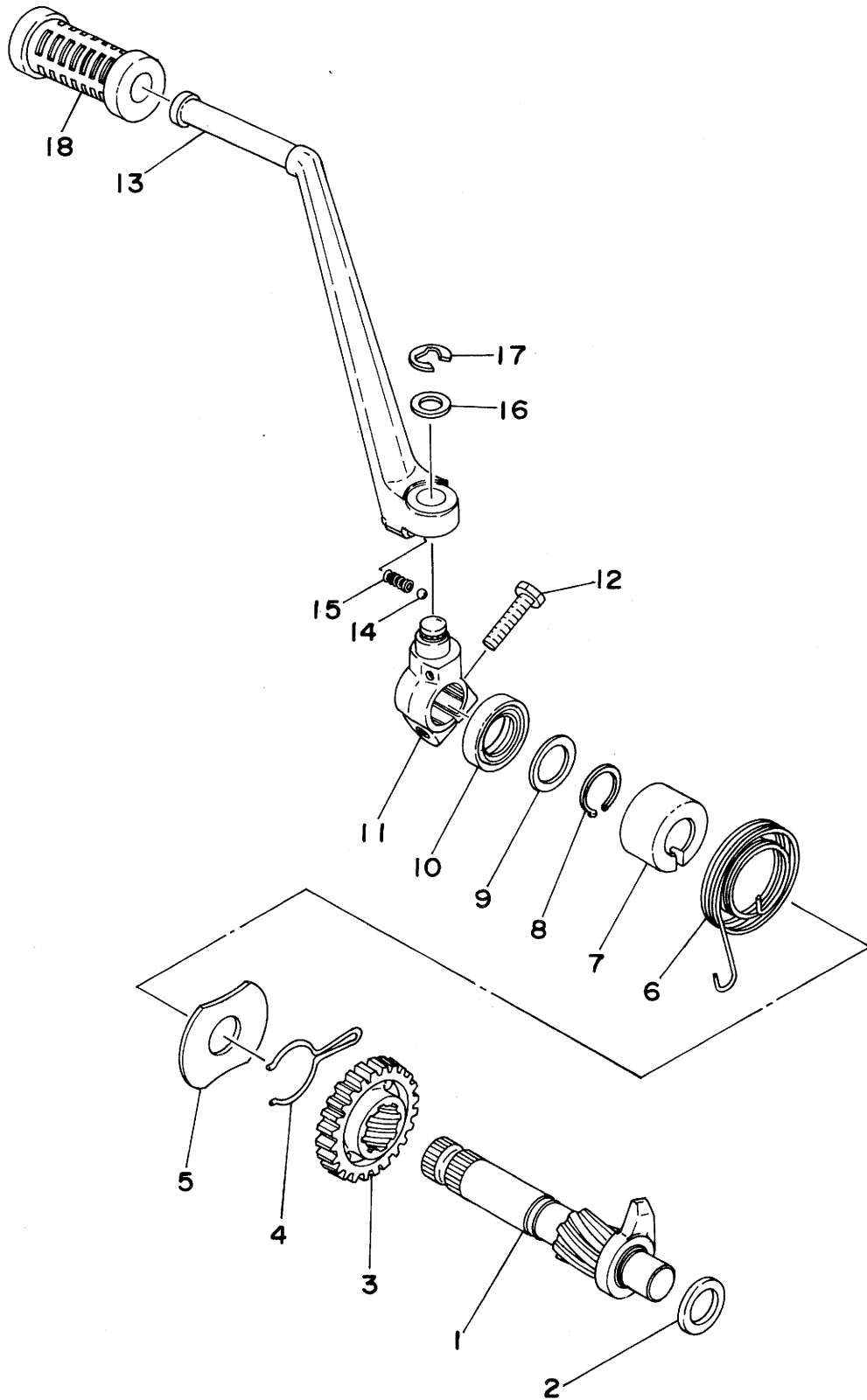
Ref. No.	Part No.	Description	Q'ty	Applicable Machine No.	Remarks
12- 1	360-18541-00	CAM, shift	1		
2	93315-23612	BEARING	1		
3	328-18185-00	SEGMENT	1		
4	93604-14012	PIN, dowel (4-13.8)	1		
5	93604-22050	PIN, dowel (4-21.8)	6		
6	328-18561-00	PLATE, side 1	1		
7	98701-05020	SCREW, flathead	1		
8	328-18352-10	PLATE, pawl	1		
9	1L9-18141-00	PLATE, stopper	1		
10	93410-30012	CIRCLIP (S-30)	1		
11	278-18566-00	PLATE, side 2	1		
12	90501-06022	SPRING (278-18545-00)	1		
13	278-18542-00	POINT, neutral	1		
14	98701-05012	SCREW, flathead	1		
15	93604-08071	PIN, dowel (4-8)	1		
16	328-18562-00	PLATE, stopper 2	1		
17	92701-06015	SCREW, flathead	2		
18	328-18179-00	GUIDE, change lever	1		
19	98501-05010	SCREW, panhead	2		
20	328-18511-00	FORK, shift 1	2		
21	328-18512-00	FORK, shift 2	2		
22	90250-08017	PIN (278-18552-00)	4		
23	91401-25020	PIN, cotter	4		
24	278-18531-00	BAR, shift fork guide 1	1		
25	278-18535-00	BAR, shift fork guide 2	1		
26	93430-10016	CIRCLIP (E-10)	4		
27	90338-22021	PLUG (371-18149-00)	2		
28	278-18547-02	STOPPER, cam	1		
29	90501-10062	SPRING (278-18557-00)	1		
30	137-15353-00	GASKET, drain plug	1		
31	90149-14031	SCREW (278-18577-03)	1		

Fig.13 SHIFTER 2



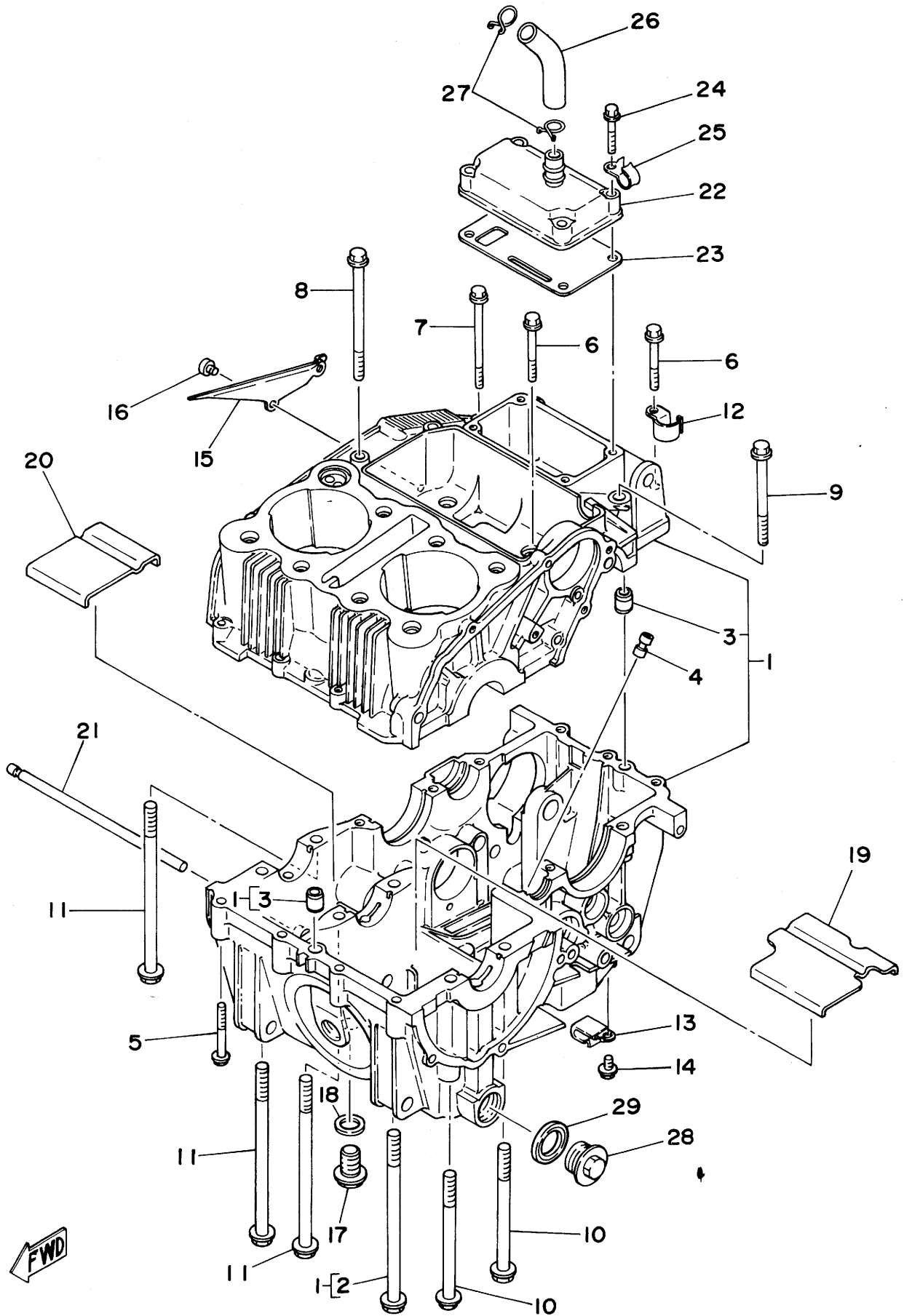
Ref. No.	Part No.	Description	Q'ty	Applicable Machine No.	Remarks
13- 1	328-18128-00	BRACKET	1		
2	90508-08007	SPRING, torsion (214-18123-00)	1		
3	328-18151-00	LEVER, change 3	2		
4	93430-07012	CIRCLIP (E-7)	1		
5	214-18178-00	ROLLER, change lever	1		
6	90149-06017	SCREW (214-18186-00)	1		
7	95301-06600	NUT ,hexagon	1		
8	92901-06100	WASHER, spring	1		
9	90508-32055	SPRING (278-18124-00)	1		
10	278-18127-00	STOPPER, screw	1		
11	90215-08015	WASHER (214-18139-02)	1		
12	278-18101-01	CHANGE SHAFT ASS'Y	1		
13	93102-12106	OIL SEAL (SD-12-22-5)	1		
14	90201-12575	WASHER ,plate	1		
15	93430-10016	CIRCLIP (E-10)	1		
16	278-18131-00	BOOT, sealing	1		
17	1L9-18111-02-93	PEDAL, change	1		
18	97321-06020	BOLT ,hexagon	1		
19	132-18113-01	COVER, change pedal	1		

Fig. 14 KICK STARTER



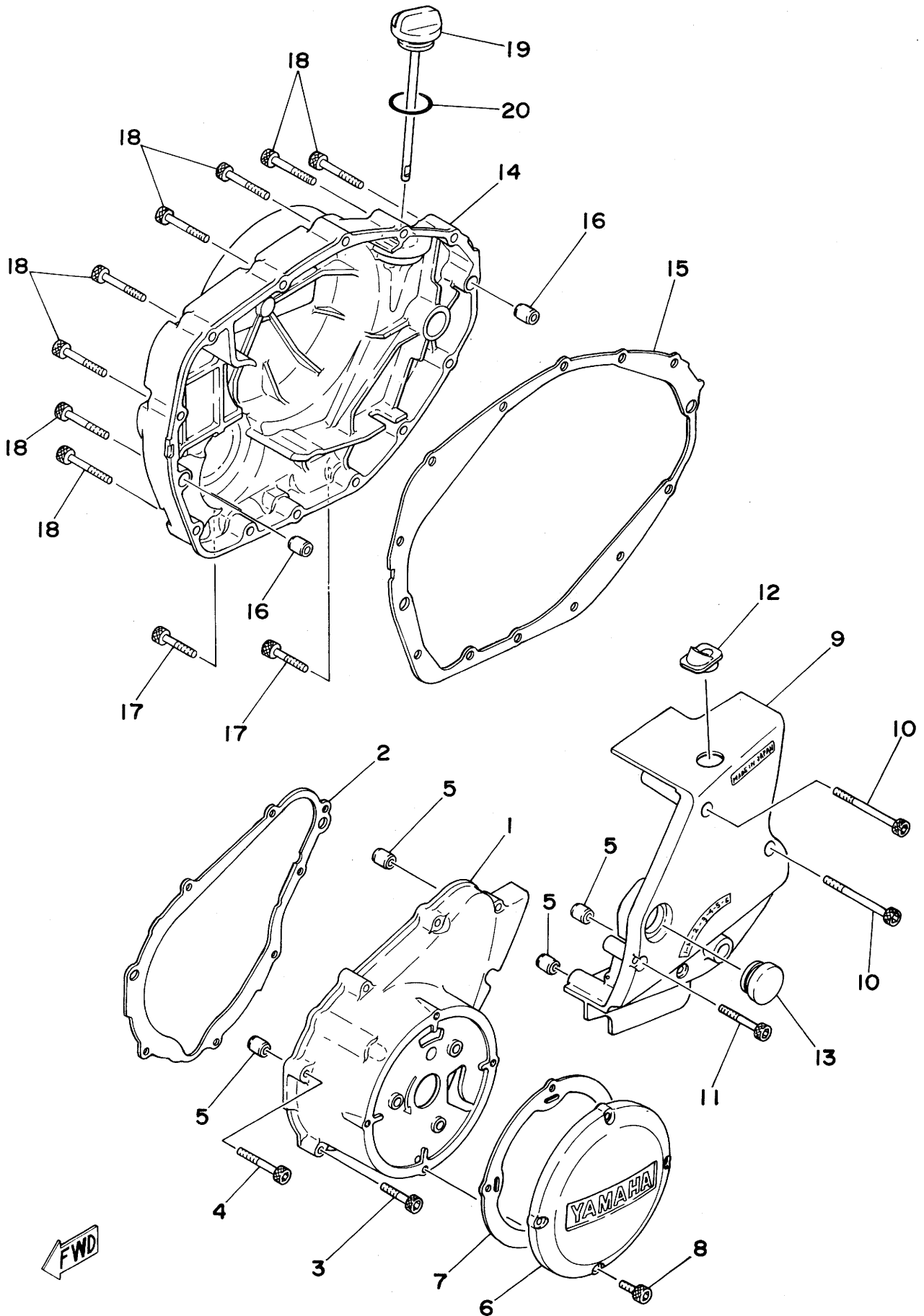
Ref. No.	Part No.	Description	Q'ty	Applicable Machine No.	Remarks
14- 1	1L9-15660-00	KICK AXLE ASS'Y	1		
2	136-17417-00-10	SHIM, main axle	1		
3	371-15641-01	GEAR, kick (23T)	1		
4	90468-26045	CLIP (278-15687-00)	1		
5	278-15676-00	COVER, spring	1		
6	90508-30051	SPRING, torsion (278-15665-00)	1		
7	371-15666-00	SPACER	1		
8	93410-20009	CIRCLIP (S-20)	1		
9	90201-20266	WASHER, plate (132-17216-00)	1		
10	93102-20108	OIL SEAL (SD-20-30-7)	1		
11	278-15621-00	BOSS, kick crank	1		
12	97321-08030	BOLT, hexagon	1		
13	1L9-15611-00-93	CRANK, kick	1		
14	93507-32009	BALL (7/32 inch)	1		
15	90501-12081	SPRING, compression (278-15622-00) ...	1		
16	90201-15340	WASHER, plate	1		
17	93430-10016	CIRCLIP (E-10)	1		
18	156-15618-01	COVER, kick lever	1		

Fig. 15 CRANKCASE



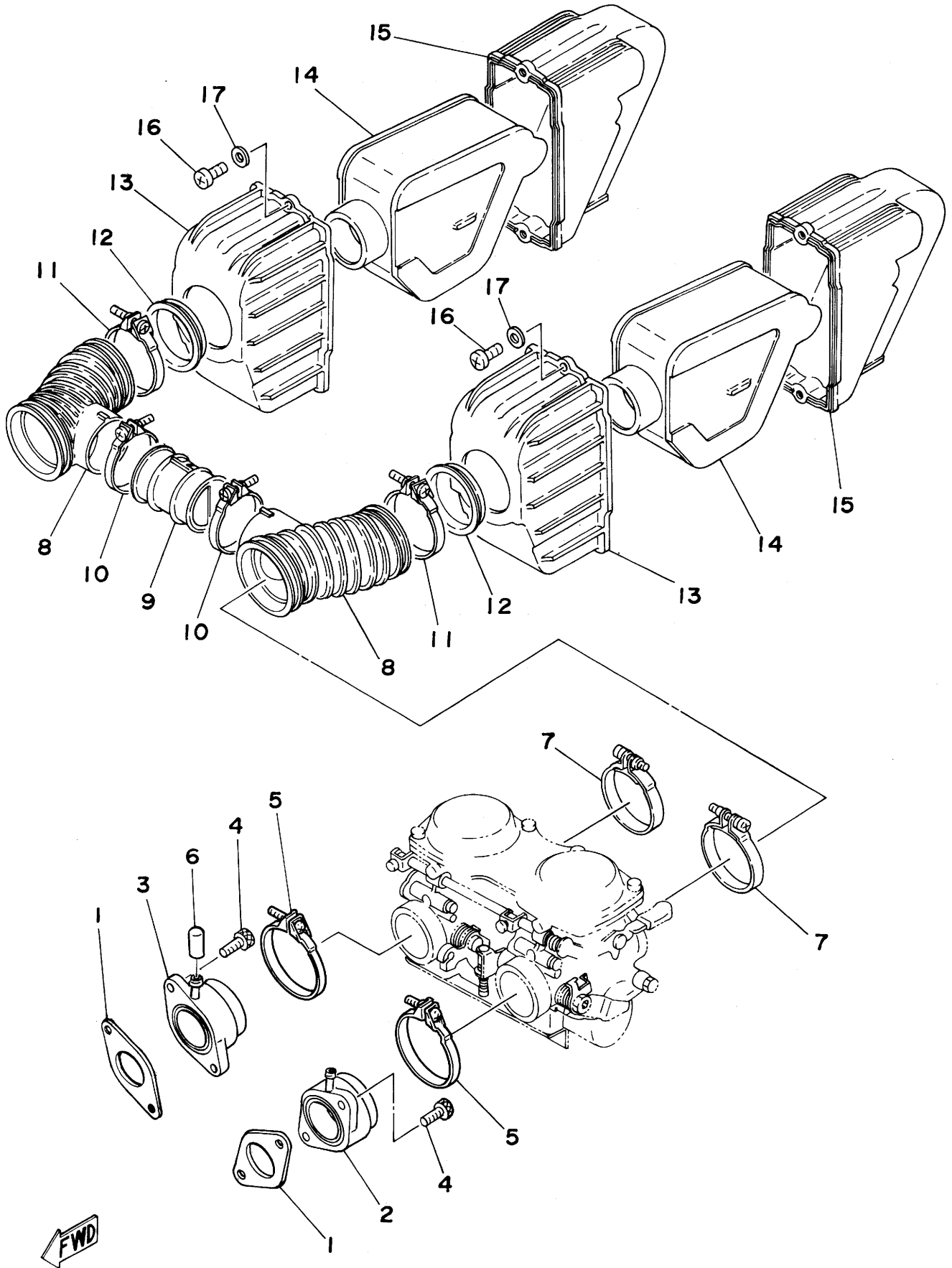
Ref. No.	Part No.	Description	Q'ty	Applicable Machine No.	Remarks
15- 1	1L9-15100-01	CRANKCASE ASS'Y	1		
2	90105-08084	. BOLT, washer based head hexagon	1		M8-150L
3	91810-03014	. PIN, dowel (8.5-10-14)	2		
4	1L9-15138-00	NOZZLE	1		
5	90105-06073	BOLT, washer based head hexagon	5		M6-45L
6	90105-06074	BOLT, washer based head hexagon	6		M6-50L
7	90105-06076	BOLT, washer based head hexagon	1		M6-80L
8	90105-06077	BOLT, washer based head hexagon	2		M6-105L
9	90105-08081	BOLT, washer based head hexagon	1		M8-80L
10	90105-08082	BOLT, washer based head hexagon	2		M8-110L
11	90105-08084	BOLT, washer based head hexagon	3		M8-150L
12	90465-10092	CLAMP	1		
13	90465-10110	CLAMP	1		
14	90105-06069	BOLT, washer based head hexagon	1		
15	1L9-15412-00	PLATE, oil guide	1		
16	98501-05010	SCREW, panhead	2		
17	90340-14034	PLUG, straight screw (431-15351-00) ...	1		
18	90430-14042	GASKET (341-15396-00)	1		
19	1L9-15123-00	PLATE, baffle 1	1		
20	1L9-15124-00	PLATE, baffle 2	1		
21	1L9-15122-00	BAR, baffle plate fixed	1		
22	1L9-11108-00	BREATHER COVER ASS'Y	1		
23	1L9-11169-00	GASKET, breather cover	1		
24	90105-06071	BOLT, washer based head hexagon	4		
25	90465-08111	CLAMP	1		
26	2L0-11166-00	PIPE, breather 1	1		
27	90467-14015	CLIP	2		
28	90340-22047	PLUG, straight screw	1		
29	90430-22144	GASKET	1		

Fig. 16 CRANKCASE COVER



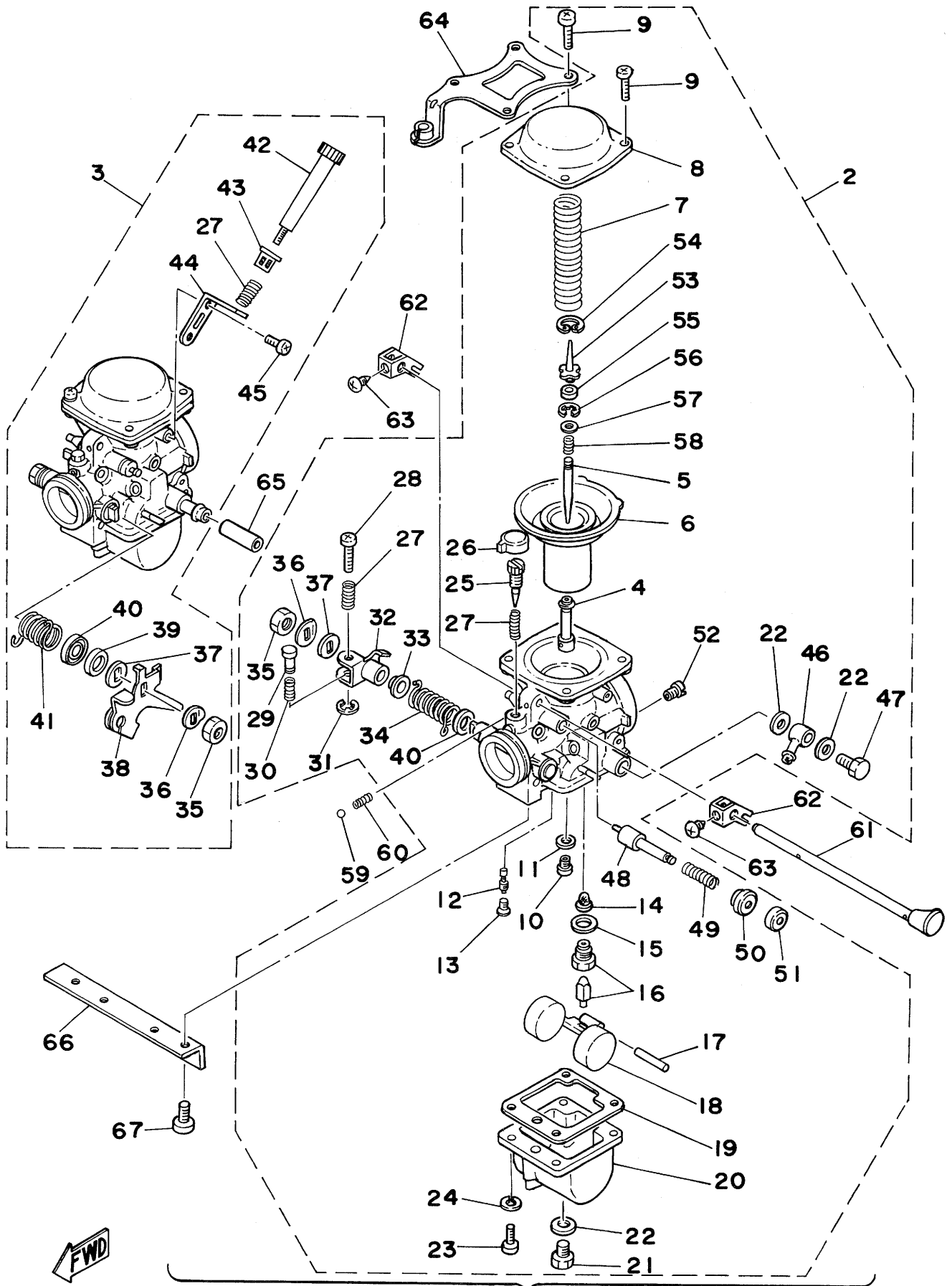
Ref. No.	Part No.	Description	Q'ty	Applicable Machine No.	Remarks
16- 1	1L9-15411-10	COVER, crankcase left 1	1		
2	1L9-15461-00	GASKET, crankcase cover left	1		
3	91316-06030	BOLT, hexagon socket head	5		
4	91316-06040	BOLT, hexagon socket head	3		
5	91810-03014	PIN, dowel (8.5-10-14)	4		
6	1L9-15415-01	COVER, generator	1		
7	1L9-15455-01	GASKET, generator cover	1		
8	91316-05015	BOLT, hexagon socket head	4		
9	1L9-15421-10	COVER, crankcase left 2	1		
10	91316-06065	BOLT, hexagon socket head	4		
11	91316-06040	BOLT, hexagon socket head	1		
12	1L9-15441-00	HOLDER, clutch wire	1		
13	1L9-15417-00	CAP, cover	1		
14	1L9-15431-10	COVER, crankcase 3	1		
15	1L9-15451-00	GASKET, crankcase cover right	1		
16	91810-03014	PIN, dowel (8.5-10-14)	2		
17	91316-06030	BOLT, hexagon socket head	3		
18	91316-06040	BOLT, hexagon socket head	11		
19	1L9-15362-00	PLUG, oil level	1		
20	93210-27194	O-RING (2.5-27)	1		

Fig. 17 INTAKE



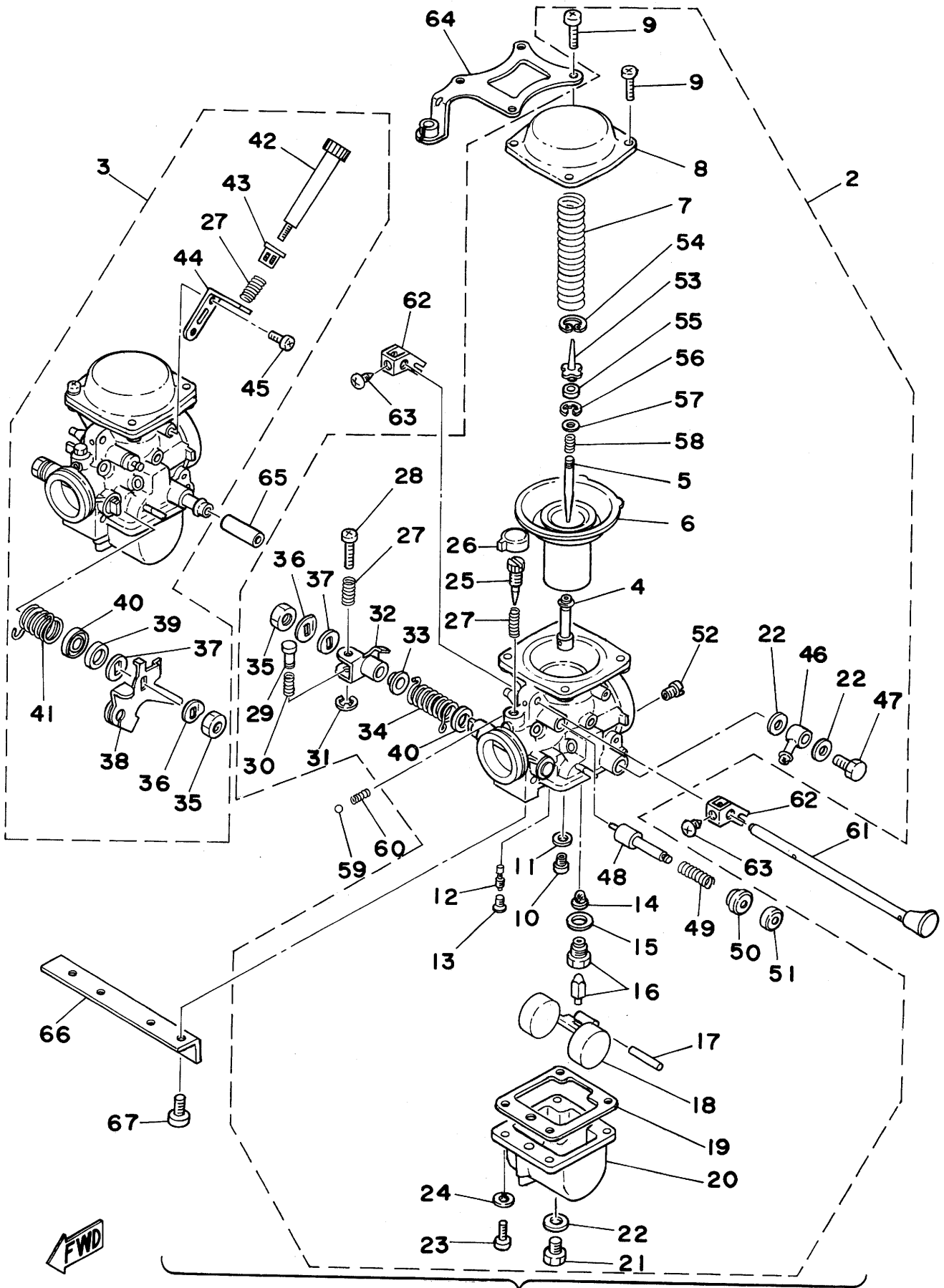
Ref. No.	Part No.	Description	Q'ty	Applicable Machine No.	Remarks
17- 1	1L9-13556-00	GASKET	2		
2	2A2-13586-00	JOINT, carburetor left	1		
3	2A2-13596-00	JOINT, carburetor right	1		
4	91316-06020	BOLT, hexagon socket head	4		
5	90460-51131	CLAMP, hose	2		
6	1J7-13569-00	PLUG, blind	1		
7	90460-58124	CLAMP, hose	2		
8	2L0-14453-00	JOINT 1	2		
9	90413-40002	WAY 3	1		
10	90460-45040	CLAMP, hose	2		
11	90460-49058	CLAMP, hose (278-14455-00)	2		
12	90480-50194	GROMMET	2		
13	2A2-14411-00	CASE, air filter 1	2		
14	1L9-14451-00	ELEMENT, air filter	2		
15	2A2-14421-00	CASE, air filter 2	2		
16	98501-04016	SCREW, panhead	4		
17	92901-04600	WASHER, plate	4		

Fig. 18 CARBURETOR



Ref. No.	Part No.	Description	Q'ty	Applicable Machine No.	Remarks
18- 1	2L0-14900-60	CARBURETOR ASS'Y L/R SET	1s		
2	2L0-14901-60	. CARBURETOR ASS'Y, left	1		
3	2L0-14902-60	. CARBURETOR ASS'Y, right	1		
4	2A2-14941-06	. . NOZZLE, main	2		
5	2A2-14116-01	. . NEEDLE	2		
6	2F3-14940-00	. . DIAPHRAGM ASS'Y	2		
7	2A2-14933-00	. . SPRING, diaphragm	2		
8	2A2-14958-00	. . COVER, diaphragm	2		
9	98501-05016	. . SCREW, panhead	8		
10	620-14231-99	. . JET, main (#132.5)	2		
11	137-14153-00	. . WASHER	2		
12	256-14142-42	. . JET, pilot (#42.5)	2		
13	2A2-14991-00	. . SCREW, plug	2		
14	1J7-14994-00	. . NET, filter	2		
15	239-14195-00	. . WASHER, valve seat	2		
16	1J7-14190-20	. . VALVE SEAT ASS'Y (#20)	2		
17	537-14186-00	. . PIN, float	2		
18	2A2-14985-00	. . FLOAT	2		
19	2A2-14984-01	. . GASKET, float chamber	2		
20	2A2-14981-06	. . BODY, float chamber	2		
21	1A8-14991-00	. . SCREW, plug	2		
22	1L9-14952-00	. . WASHER	4		
23	98501-05016	. . SCREW, panhead	8		
24	92901-05100	. . WASHER, spring	8		
25	2A2-14923-00	. . SCREW, pilot	2		
26	8A7-14969-00	. . CAP, pilot screw	2		
27	256-14934-01	. . SPRING, pilot screw	4		
28	256-14922-01	. . SCREW, throttle stop	1		
29	584-14992-00	. . ROD, push	1		
30	584-14934-00	. . SPRING, adjust	1		
31	256-14937-00	. . CLIP	1		
32	2A2-14964-00	. . LEVER, throttle left	1		

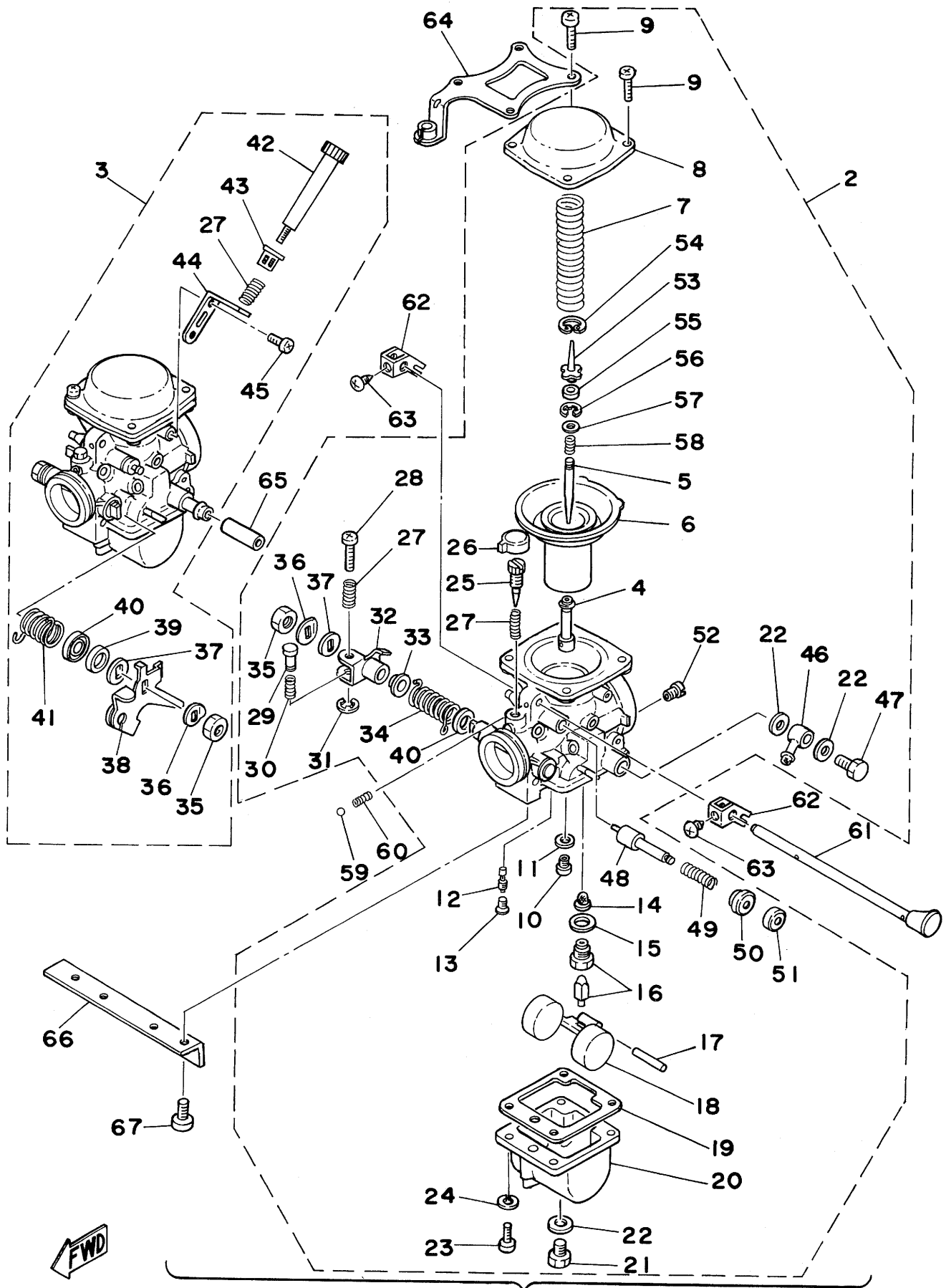
Fig. 18 CARBURETOR



FWD

Ref. No.	Part No.	Description	Q'ty	Applicable Machine No.	Remarks
18-33	1L9-14918-00	. . RING	1		
34	2A2-14931-00	. . SPRING, throttle left	1		
35	95301-12600	. . NUT	2		
36	256-14953-00	. . WASHER	2		
37	306-14970-00	. . COLLAR, spring	2		
38	2A2-14963-00	. . LEVER, throttle right	1		
39	2A2-14918-00	. . RING	1		
40	2A2-14997-00	. . SEAL	2		
41	2A2-14932-00	. . SPRING, throttle right	1		
42	2A2-14922-00	. . ADJUSTER ASS'Y	1		
43	1J7-14998-00	. . BUSHING	1		
44	2A2-14995-00	. . BRACKET	1		
45	98501-04008	. . SCREW, panhead	2		
46	1L9-14988-00	. . BANJO	1		
47	1L9-14166-00	. . BOLT, banjo	1		
48	2A2-14171-00	. . PLUNGER STARTER ASS'Y	2		
49	256-14135-00	. . SPRING, plunger	2		
50	2A2-14174-00	. . CAP, plunger	2		
51	2A2-14173-00	. . COVER, plunger cap	2		
52	2A2-14172-34	. . JET, air pilot (#170)	2		
53	2F3-14946-00	. . PLATE, set needle	2		
54	2F0-14919-00	. . CLIP	2		
55	2F0-14918-00	. . RING	2		
56	256-14919-00	. . CLIP	2		
57	2F3-14952-00	. . WASHER	2		
58	2F0-14589-00	. . SPRING	2		
59	93501-08001	. . BALL, steel	2		
60	583-14589-00	. . SPRING	2		
61	2A2-14977-00	. . SHAFT, starter lever	1		
62	2A2-14905-00	. . LEVER, starter	2		
63	2F3-14991-00	. . SCREW	2		
64	2A2-14926-00	. . PLATE, upper	1		

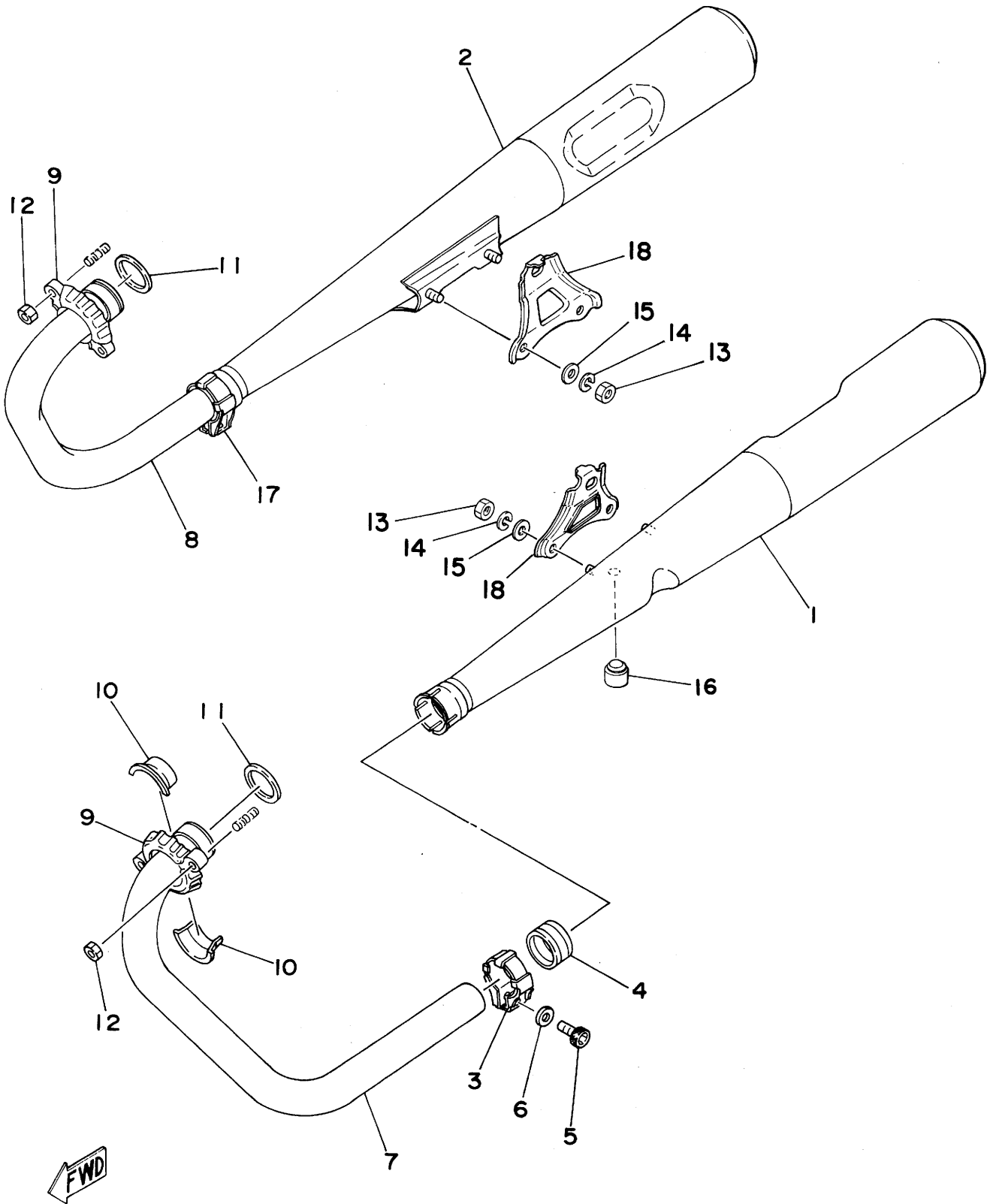
Fig. 18 CARBURETOR



FWD

Ref. No.	Part No.	Description	Q'ty	Applicable Machine No.	Remarks
18-65	1L9-14987-00	. HOSE	1		
66	1L9-14146-00	. PLATE, lower	1		
67	92501-06015	. SCREW, panhead	4		

Fig. 19 EXHAUST

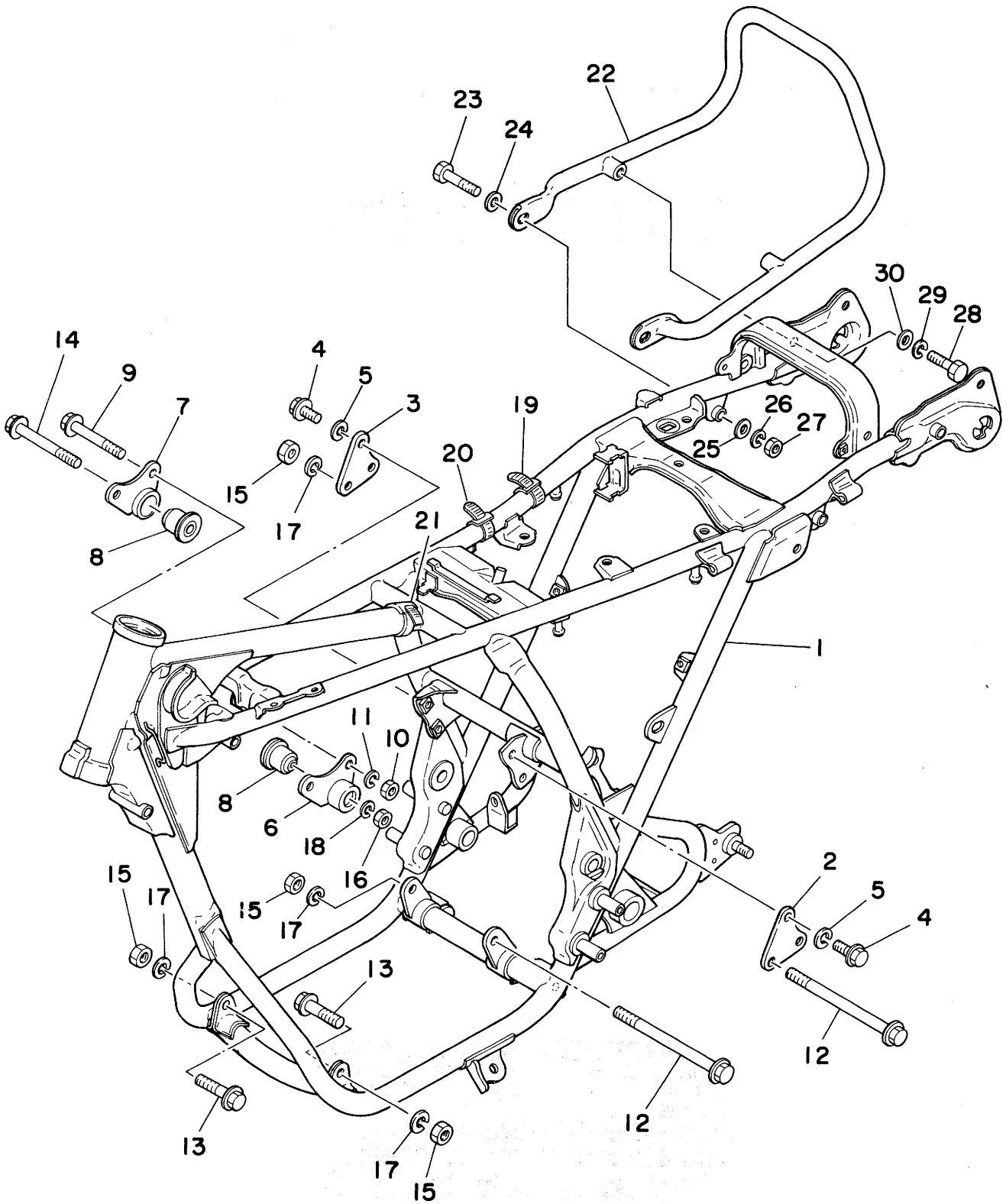


Ref. No.	Part No.	Description	Q'ty	Applicable Machine No.	Remarks
19- 1	2L0-14711-00	MUFFLER, left	1		
2	2L0-14721-00	MUFFLER, right	1		
3	1L9-14788-10	BAND	1		
4	1L9-14714-01	GASKET, muffler joint	2		
5	91316-08025	BOLT, hexagon socket head	2		
6	92901-08600	WASHER, plate	2		
7	2L0-14611-00	PIPE, exhaust left	1		
8	2L0-14621-00	PIPE, exhaust right	1		
9	2L0-14612-00	NUT, ring	2		
10	1J7-14614-00	FLANGE, exhaust pipe	4		
11	1L9-14613-00	GASKET, exhaust	2		
12	95301-08600	NUT, hexagon	4		
13	95301-08600	NUT, hexagon	4		
14	92901-08100	WASHER, spring	4		
15	92901-08200	WASHER, plain	4		
16	371-27114-00	STOPPER, main stand	1		
17	1L9-14788-10	BAND, silencer	1		
18	2L0-21445-00	STAY, muffler	2		

CHASSIS

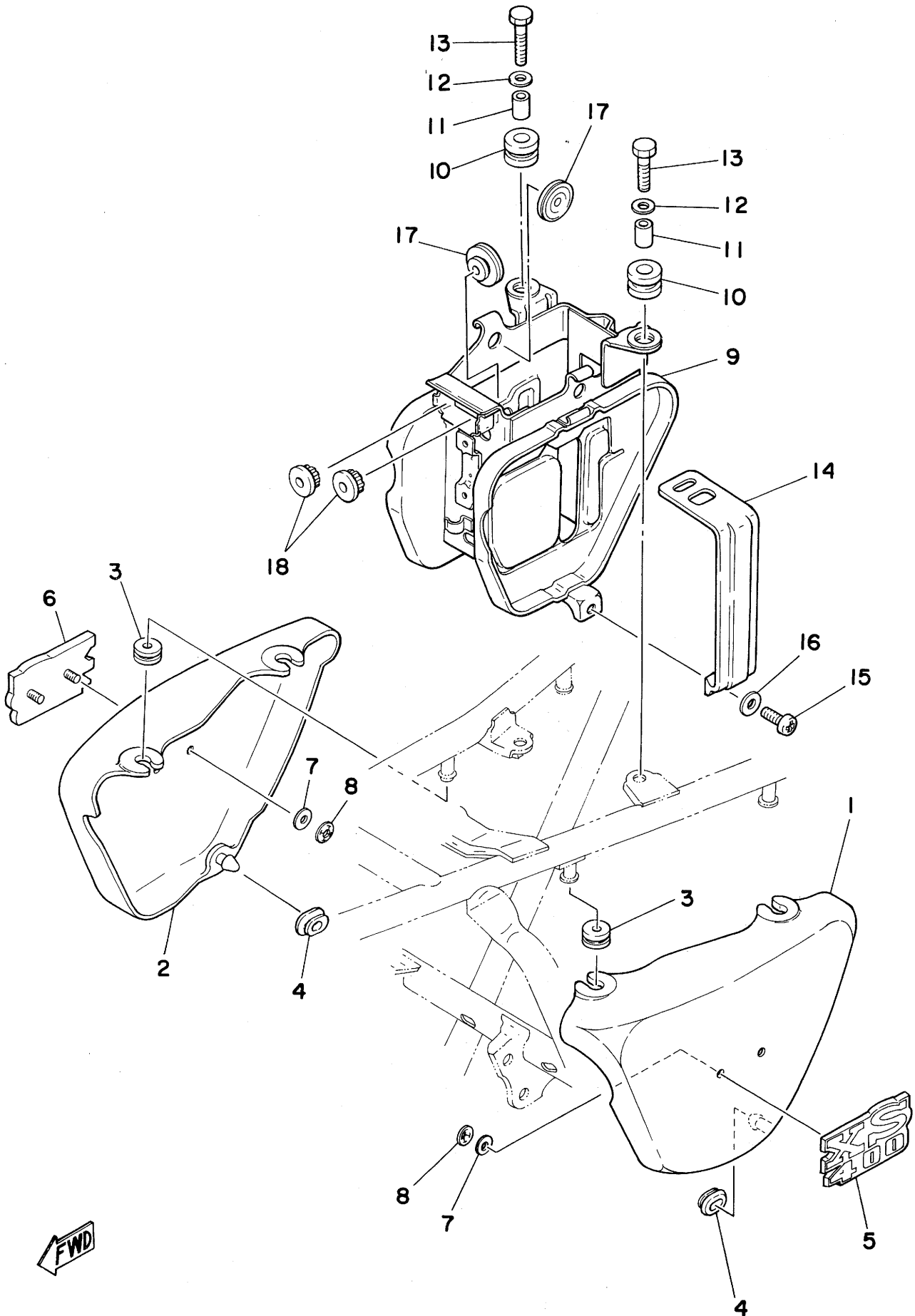


Fig. 20 FRAME



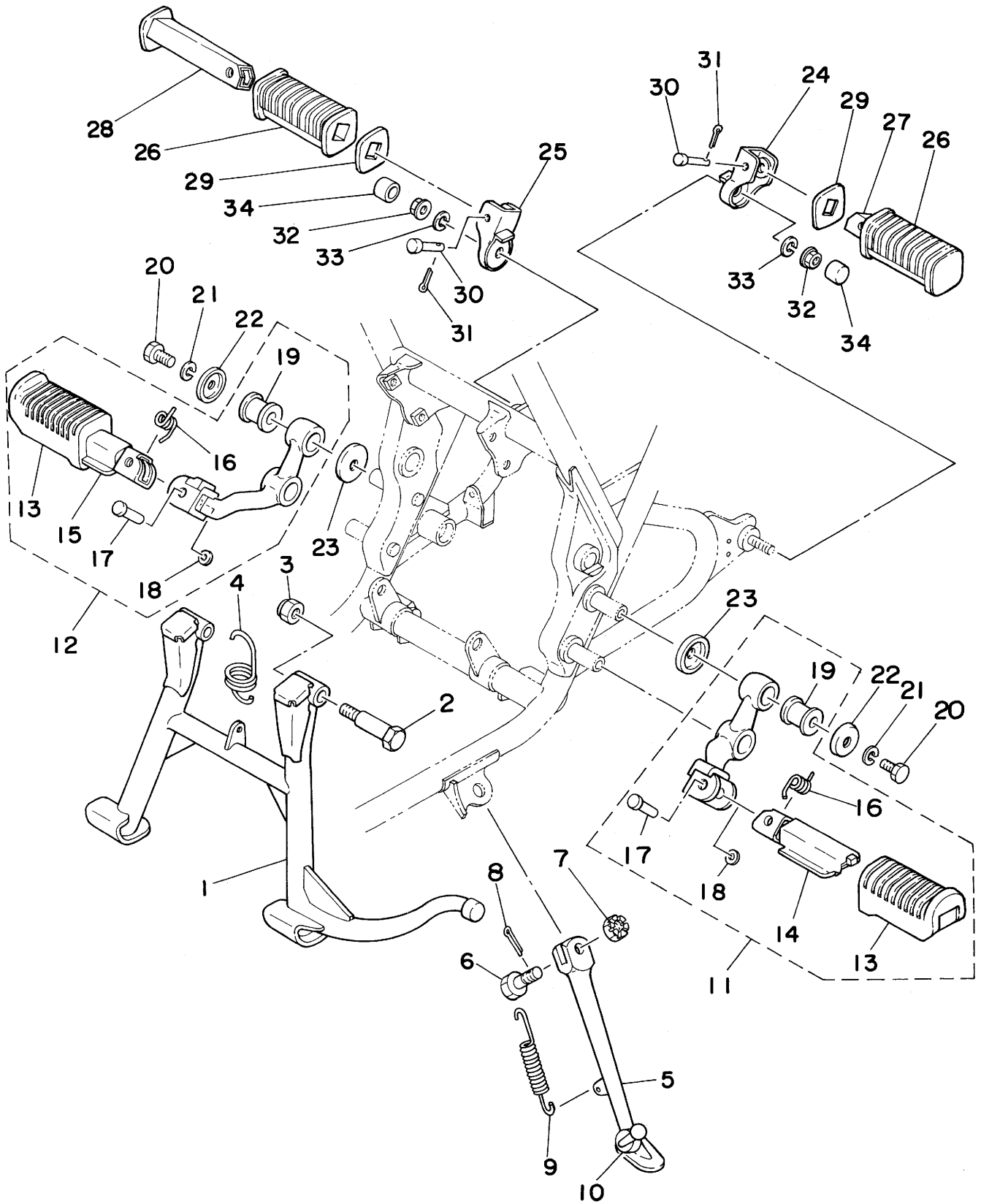
Ref. No.	Part No.	Description	Q'ty	Applicable Machine No.	Remarks
20-	1	2L0-21110-00-33 FRAME COMP.	1		Yamaha Black
	2	1L9-21315-00 STAY, engine rear upper	1		
	3	2A2-21315-00 STAY, engine rear upper	1		
	4	95821-08018 BOLT, flange	4		
	5	92901-08100 WASHER, spring	4		
	6	1L9-21316-01 STAY, engine left	1		
	7	1L9-21317-01 STAY, engine right	1		
	8	1A1-15316-00 DAMPER 1	2		
	9	95821-08070 BOLT, flange	2		
	10	95301-08600 NUT, hexagon	2		
	11	92901-08100 WASHER, spring	2		
	12	95821-10145 BOLT, flange	2		
	13	95821-10045 BOLT, flange	2		
	14	90109-08038 BOLT (363-21482-00)	1		
	15	90170-10159 NUT, hexagon	4		
	16	95301-08600 NUT, hexagon	1		
	17	92901-10100 WASHER, spring	4		
	18	92901-08100 WASHER, spring	1		
	19	437-83936-00 BAND, switch cord	1		
	20	341-26397-01 BAND	1		
	21	437-83936-10 BAND, switch cord	2		
	22	2L0-21645-00 STAY, fender	1		
	23	97303-08050 BOLT	2		
	24	92903-08200 WASHER, plain	2		
	25	92901-08600 WASHER, plate	2		
	26	92901-08100 WASHER, spring	2		
	27	95301-08600 NUT, hexagon	2		
	28	97301-08045 BOLT	2		
	29	92901-08100 WASHER, spring	2		
	30	92901-08600 WASHER, plate	2		

Fig. 21 SIDE COVER · BATTERY BOX



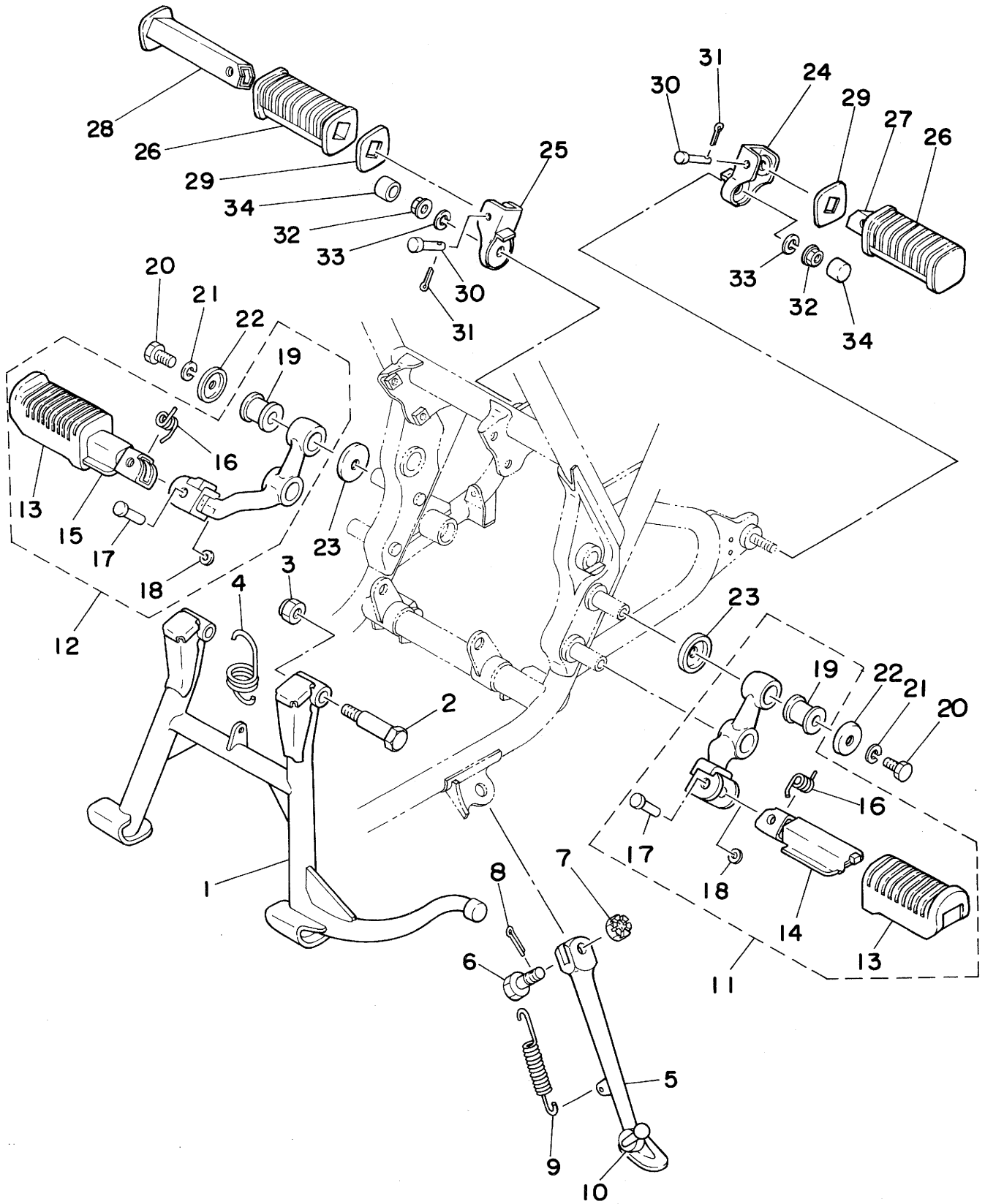
Ref. No.	Part No.	Description	Q'ty	Applicable Machine No.	Remarks
21- 1	2L0-21711-00-E9	COVER, side left	1		Carmine Red
	2L0-21711-00-H9	COVER, side left	1		Black Gold
2	2L0-21721-00-E9	COVER, side right	1		Carmine Red
	2L0-21721-00-H9	COVER, side right	1		Black Gold
3	90480-12053	GROMMET, side cover	4		
4	90480-01141	GROMMET (371-21747-00)	2		
5	2L0-21781-00	EMBLEM, 1	1		
6	2L0-21782-00	EMBLEM, 2	1		
7	90202-04003	WASHER, plate (174-28316-00)	4		
8	90183-04005	NUT, spring (116-28317-00)	4		
9	2L0-21240-00	BOX, battery	1		
10	90480-14102	GROMMET (214-21717-00)	2		
11	90387-07390	COLLAR (7-10-11.5)	2		
12	90201-06067	WASHER, plate	2		
13	97302-06025	BOLT, hexagon	2		
14	1L9-21776-01	BAND, fitting	2		
15	92501-06030	SCREW, panhead	2		
16	92901-06600	WASHER, plate	2		
17	371-82121-00	PAD, battery box	4		
18	1J7-21746-00	DAMPER, battery box	2		

Fig. 22 STAND · FOOTREST



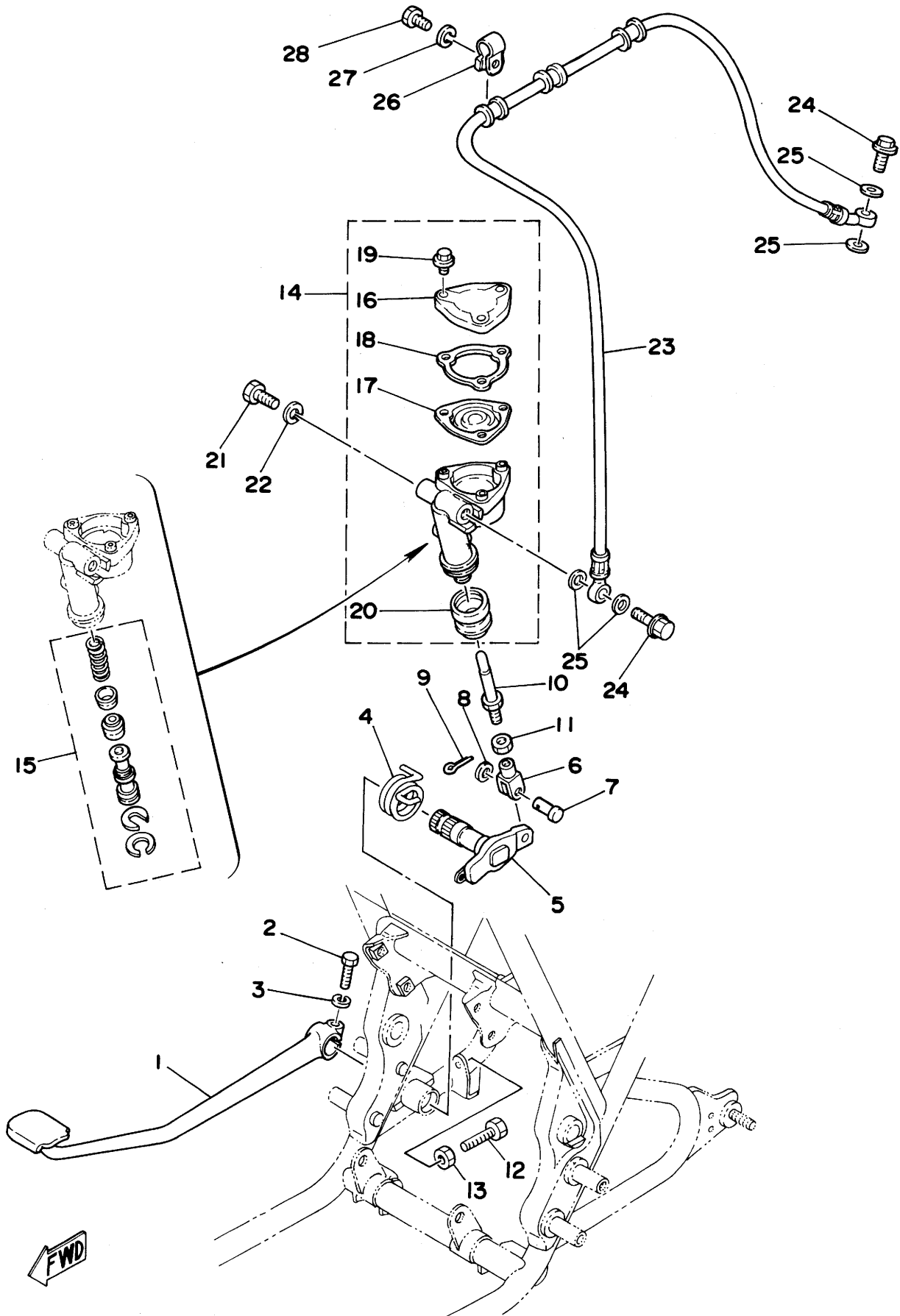
Ref. No.	Part No.	Description	Q'ty	Applicable Machine No.	Remarks
22- 1	2L0-27111-00	STAND, main	1		
2	90109-10221	BOLT, special	2		
3	95601-10100	NUT U	2		
4	90506-45063	SPRING, tension (168-27116-00)	1		
5	1L9-27311-00	STAND, side	1		
6	90102-10006	BOLT (278-27317-00)	1		
7	90171-10012	NUT, castle	1		
8	91401-20025	PIN, cotter	1		
9	90506-28100	SPRING, tension (276-27316-00)	1		
10	1T4-27314-00	STOPPER, side stand	1		
11	2L0-27410-00	FOOTREST ASS'Y, left	1		
12	2L0-27420-00	FOOTREST ASS'Y, right	1		
13	1J7-27413-01	. COVER, footrest	2		
14	1T3-27451-00	. BRACKET, footrest left	1		
15	1T3-27461-00	. BRACKET, footrest right	1		
16	90508-20023	. SPRING, torsion (214-27426-00)	2		
17	90243-08006	. PIN (214-27418-00)	2		
18	90201-06042	. WASHER, plate (214-27417-00)	2		
19	90480-20195	. GROMMET	4		
20	97321-08016	BOLT, hexagon	4		
21	92901-08100	WASHER, spring	4		
22	90209-08150	WASHER, special	4		
23	2L0-27417-00	WASHER	4		
24	2L0-27432-00	BRACKET, rear footrest left	1		
25	2L0-27442-00	BRACKET, rear footrest right	1		
26	447-27433-00	COVER, rear footrest	2		
27	447-27431-00	FOOTREST, rear left	1		
28	447-27441-00	FOOTREST, rear right	1		
29	90209-18070	WASHER, plate (447-27437-00)	2		
30	90240-06042	PIN, clevis	2		
31	91401-16012	PIN, cotter	2		

Fig. 22 STAND · FOOTREST



Ref. No.	Part No.	Description	Q'ty	Applicable Machine No.	Remarks
22-32	95701-10100	NUT, flange	2		
33	92901-10100	WASHER, spring	2		
34	262-21399-00	CAP	2		

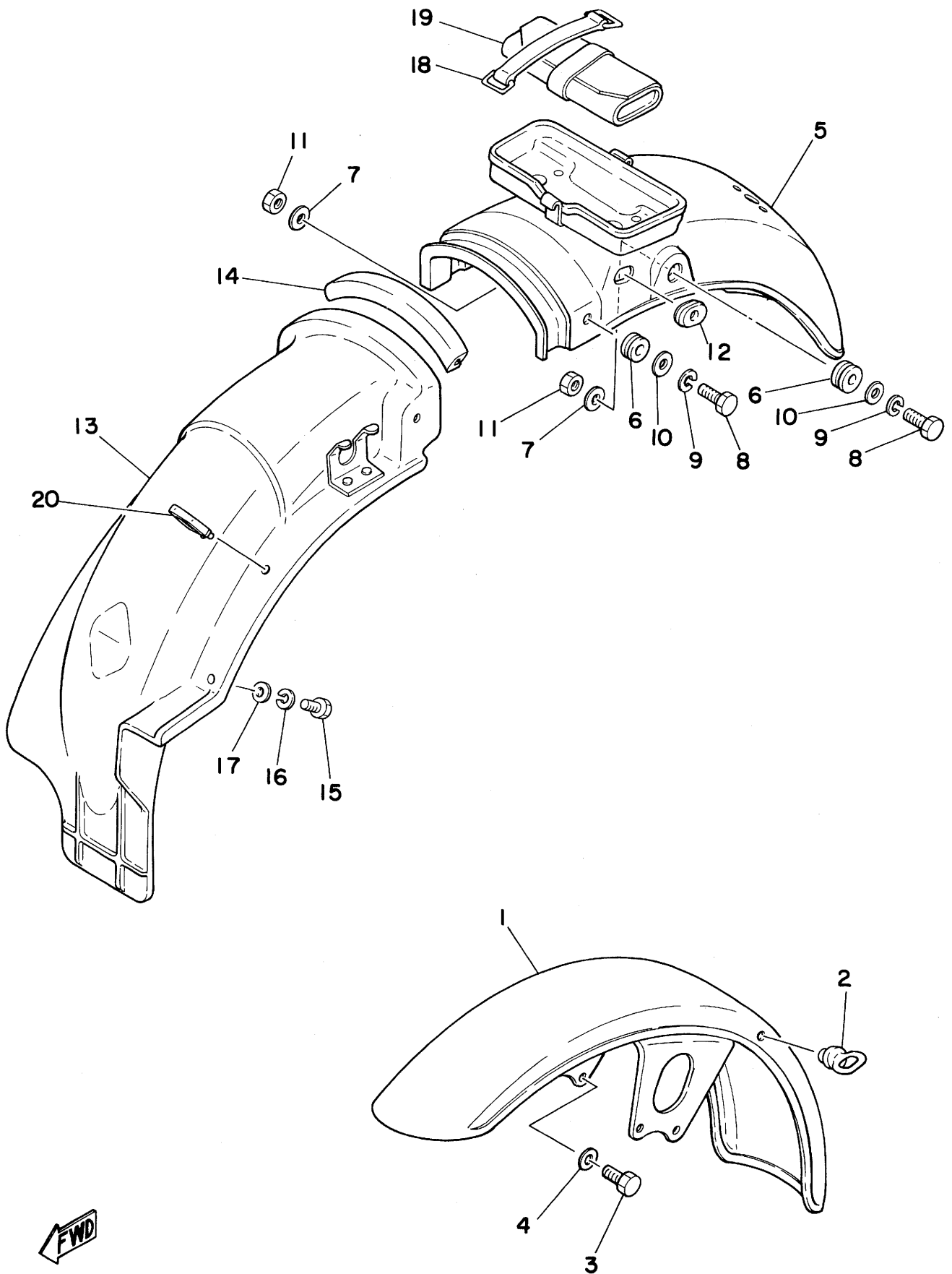
Fig. 23 BRAKE PEDAL · REAR MASTER CYLINDER



Ref. No.	Part No.	Description	Q'ty	Applicable Machine No.	Remarks
23- 1	1L9-27211-00-93	PEDAL, brake	1		
2	90109-06468	BOLT, special	1		
3	92901-06100	WASHER, spring	1		
4	90508-40344	SPRING, torsion	1		
5	1U4-27212-00	SHAFT, brake pedal	1		
6	1J3-27222-00	JOINT	1		
7	90240-08013	PIN (307-18118-00)	1		
8	90201-08083	WASHER, plate (156-27226-00)	1		
9	91401-16012	PIN, cotter	1		
10	1J3-27231-00	ROD, brake	1		
11	95301-08700	NUT, hexagon	1		
12	90153-06008	SCREW, crossrecess (341-27217-00)	1		
13	90170-06184	NUT, hexagon	1		
14	1U4-25850-50	MASTER CYLINDER ASS'Y, rear	1		
15	1U4-W0042-50	. CYLINDER KIT, master	1		
16	1J3-25852-51	. CAP, reservoir	1		
17	1J3-25854-51	. DIAPHRAGM, reservoir	1		
18	1J3-25855-51	. BUSHING, diaphragm	1		
19	90153-05014	. SCREW, crossrecess	3		
20	1J3-25862-50	. BOOT, master cylinder	1		
21	97321-08016	BOLT, hexagon	2		
22	92901-08100	WASHER, spring	2		
23	2L0-25872-50	HOSE, rear brake 1	1		
24	90401-10034	BOLT, union	2		
25	90201-10118	WASHER, plate (306-25878-00)	4		
26	90461-10034	CLAMP	3		
27	92906-06100	WASHER, spring	3		
28	97306-06012	BOLT	3		

Ref. No.	Part No.	Description	Q'ty	Applicable Machine No.	Remarks
24- 1	2L0-22110-00-33	REAR ARM COMP.	1		Yamaha Black
2	341-22184-00	BUSHING	1		
3	90386-22029	BUSHING (256-22123-00)	2		
4	240-22127-00	SHIM, rear arm	U.N.		
5	371-22128-00	COVER, thrust 1	2		
6	371-22141-00	SHAFT, pivot	1		
7	93700-06004	NIPPLE, grease	2		
8	90215-14113	WASHER, lock (256-22149-00)	1		
9	90170-14174	NUT, hexagon	1		
10	2L0-22210-00	REAR CUSHION ASS'Y	2		
11	90201-10140	WASHER, plate	2		
12	90176-10013	NUT, cap	2		
13	90106-10025	BOLT, round hexagon (214-22241-00) ...	2		
14	2L0-22311-00-93	CASE, chain	1		
15	92501-06015	SCREW ,panhead	2		
16	92901-06100	WASHER, spring	2		
17	92901-06600	WASHER, plate	2		

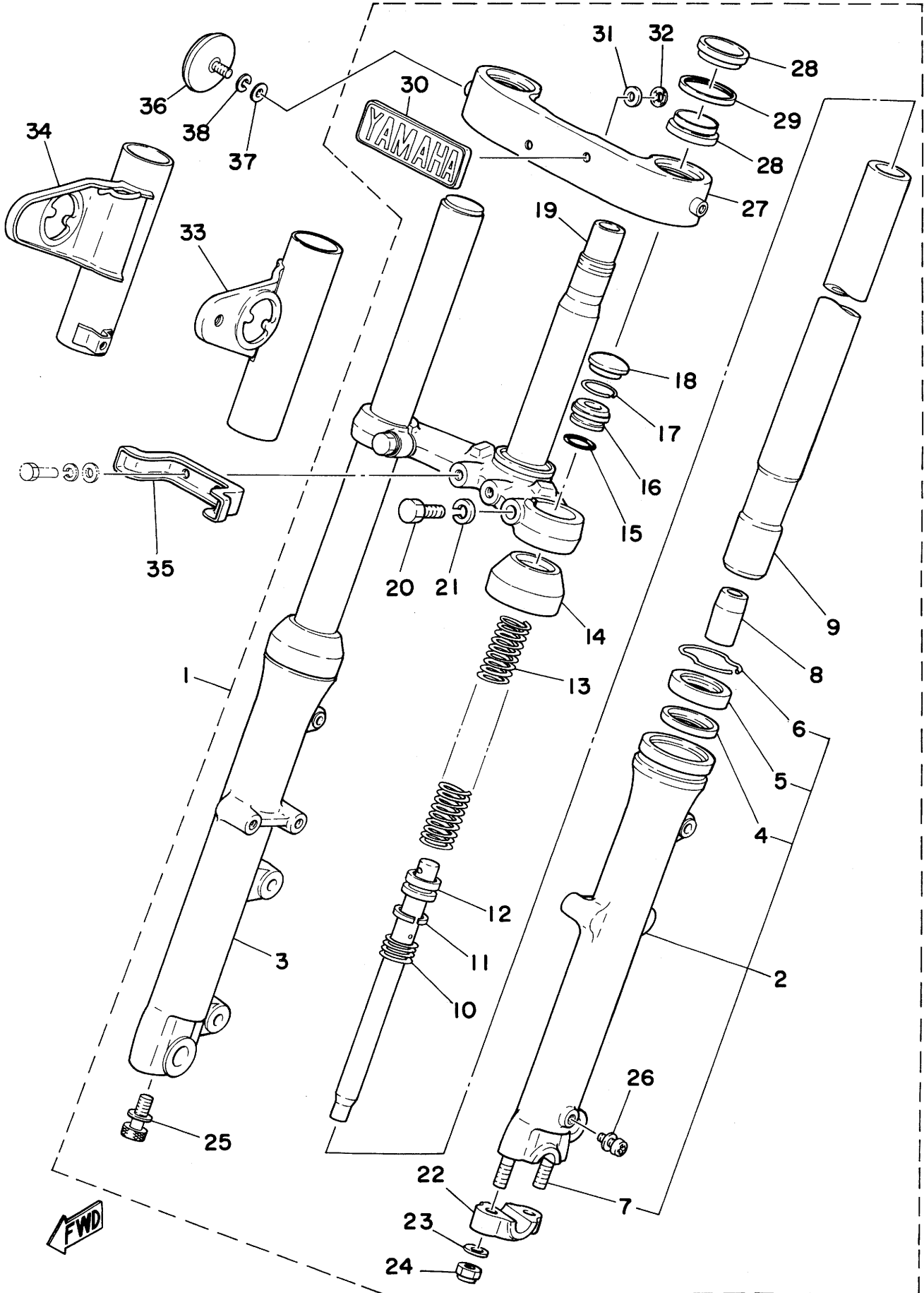
Fig. 25 FRONT FENDER · REAR FENDER



Ref. No.	Part No.	Description	Q'ty	Applicable Machine No.	Remarks
25- 1	2L0-21510-00-93	FRONT FENDER COMP.	1		
2	1A0-21518-00	HOLDER, wire	1		
3	90101-08253	BOLT, hexagon	4		
4	90201-08097	WASHER, plate (700-48192-10)	4		
5	2L0-W2161-00-93	REAR FENDER COMP.	1		
6	168-21638-00	DAMPER	4		
7	92901-12200	WASHER, plain	4		
8	97303-08025	BOLT, hexagon	4		
9	92901-08100	WASHER, spring	4		
10	92901-08600	WASHER, plate	4		
11	248-21635-00	NUT	4		
12	90480-15061	GROMMET	1		
13	2L0-21620-00	MAD GUARD ASS'Y	1		
14	2L0-21268-00	SEAL	1		
15	97301-06014	BOLT, hexagon	4		
16	92901-06100	WASHER, spring	4		
17	90201-06557	WASHER, plate	4		
18	116-82131-00	BAND, battery	1		
19	1L9-28100-10	TOOL ASS'Y	1		
20	90464-16025	CLAMP	1		

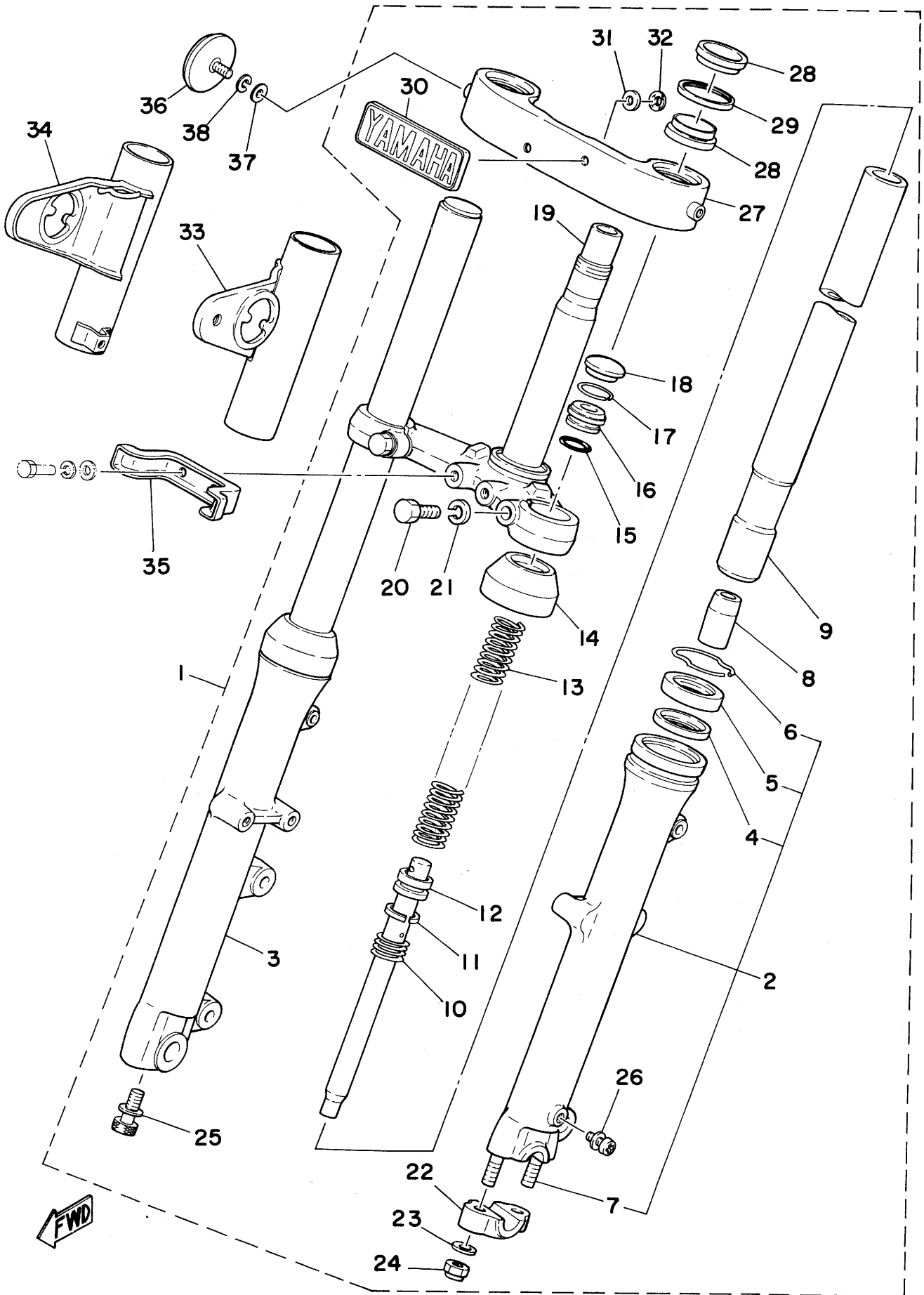
Ref. No.	Part No.	Description	Q'ty	Applicable Machine No.	Remarks
26- 1	164-23462-00	SEAL, dust	1		
2	156-23411-00	RACE, ball 1	1		
3	93501-04011	BALL (1/4 inch)	19		
4	156-23412-00	RACE, ball 2	1		
5	183-23412-00	RACE, ball 2	1		
6	93501-04011	BALL (1/4 inch)	19		
7	183-23411-00	RACE, ball 1	1		
8	136-23415-00	COVER, ball race	1		
9	90179-25033	NUT (137-23454-00)	1		
10	2L0-23435-00-98	CROWN, handle	1		Low Gloss Black
11	90105-14102	BOLT, special	1		
12	256-23434-01	BUSHING, rubber	4		
13	90209-12151	WASHER, special	2		
14	1E6-23442-00	HOLDER, handle under	2		
15	1E6-23441-00	HOLDER, handle upper	2		
16	90106-08032	BOLT, round hexagon	4		
17	92901-08600	WASHER, plate	4		
18	90201-10149	WASHER (256-23444-00)	2		
19	92901-10100	WASHER, spring	2		
20	95302-10700	NUT, hexagon	2		
21	90468-12006	CLIP (136-25375-00)	2		
22	97303-08055	BOLT, hexagon	2		
23	92901-08600	WASHER, plate	4		
24	95303-08800	NUT, crown	2		

Fig. 27 FRONT FORK



Ref. No.	Part No.	Description	Q'ty	Applicable Machine No.	Remarks
27- 1	2L0-23101-00	FRONT FORK ASS'Y	1		
2	2L0-23126-00	. TUBE, outer left	1		
3	1L9-23136-01	. TUBE, outer right	1		
4	1L9-23146-00	. . SEAL, spacer	2		
5	1L9-23145-00	. . OIL SEAL	2		
6	1L9-23156-00	. . CLIP	2		
7	90116-08260	. . BOLT, stud	2		
8	1L9-23166-00	. TAPER, spindle	2		
9	2L0-23110-00	. INNER TUBE COMP.	2		
10	1E7-23151-00	. SPRING, rebound	2		
11	1E7-23157-00	. RING, piston	2		
12	1L9-23170-02	. CYLINDER COMP., front fork	2		
13	2L0-23141-00	. SPRING, front fork	2		
14	1L9-23144-00	. SEAL, dust	2		
15	1L9-23114-00	. O-RING (2.8-19.4)	2		
16	1L9-23111-00	. SEAT, spring	2		
17	1L9-23183-00	. RING, stopper	2		
18	1L9-23168-00	. CAP, front fork	2		
19	2L0-23340-00-33	. UNDER BRACKET COMP.	1		Yamaha Black
20	97323-10035	. BOLT, hexagon	2		
21	92901-10100	. WASHER, spring	2		
22	1E7-23167-00	. HOLDER, axle	1		
23	92901-08600	. WASHER, plate	2		
24	90185-08054	. NUT U	2		
25	1E7-23181-00	. BOLT, with gasket	2		
26	1E7-23119-00	. PLUG, drain with gasket	2		
27	2L0-23122-00-93	. COVER, outer	1		
28	2L0-23163-00	. GASKET	4		
29	2L0-23116-00	. GUIDE, cover upper	2		
30	2M0-23395-00	. EMBLEM	1		
31	90202-04003	. WASHER, plate (174-28316-00)	2		
32	90183-04005	. NUT, spring (116-28317-00)	2		

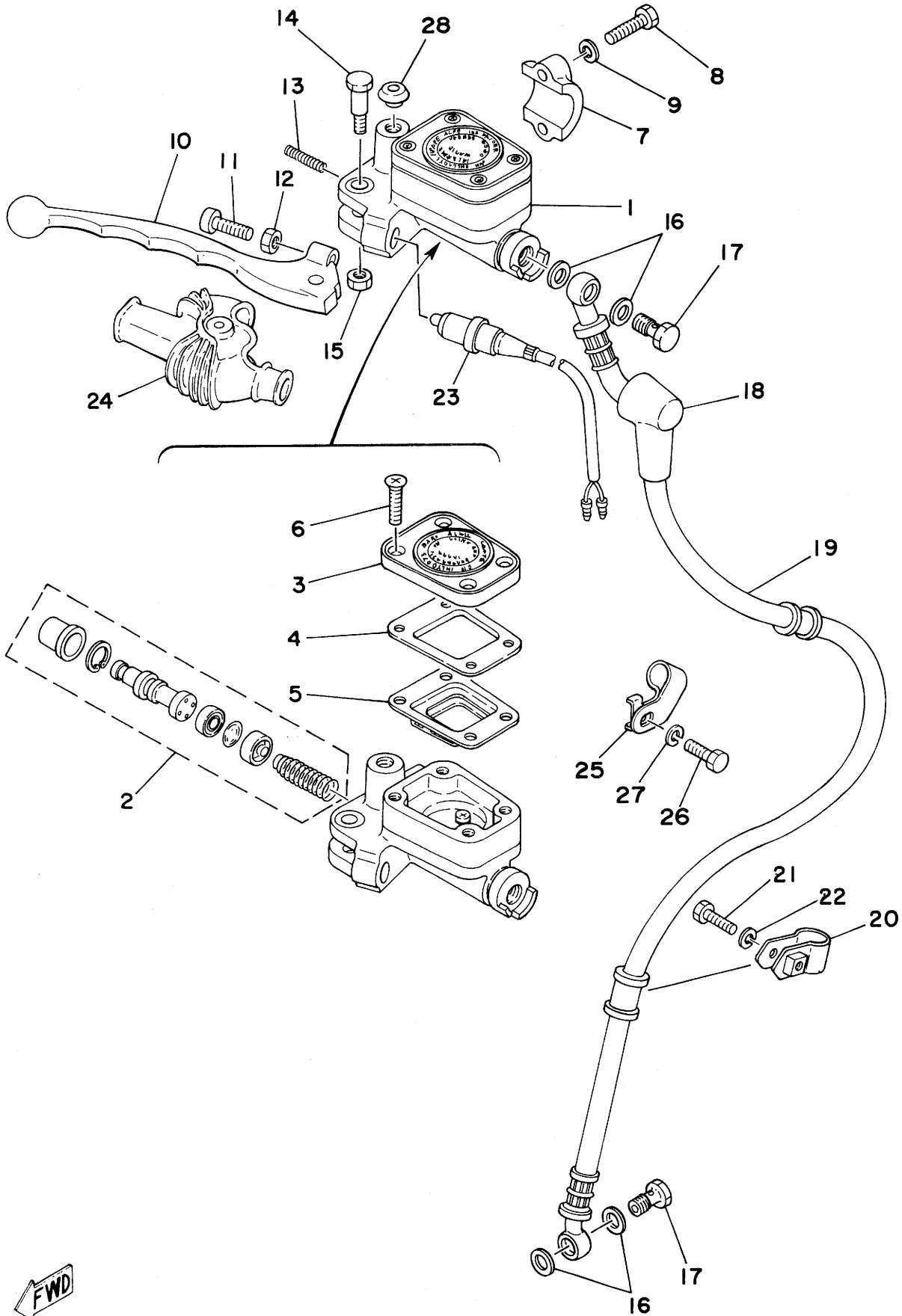
Fig. 27 FRONT FORK



Ref. No.	Part No.	Description	Q'ty	Applicable Machine No.	Remarks
27-33	2L0-23121-00-93	COVER, upper left	1		
34	2L0-23131-00-93	COVER, upper right	1		
35	2L0-23318-00	HOLDER, wire	1		
36	355-85111-00	REFLECTOR	2		
37	92901-05200	WASHER, plain	2		
38	92901-05100	WASHER, spring	2		

Ref. No.	Part No.	Description	Q'ty	Applicable Machine No.	Remarks
28- 1	2L0-26111-00	HANDLE	1		
2	2H7-26241-00	GRIP, left	1		
3	2L0-83973-00	SWITCH, handle 3 left	1		
4	341-82911-00	HOLDER, lever left	1		
5	2H7-83912-00	LEVER, left	1		
6	97303-06022	BOLT, hexagon	1		
7	2H7-83945-00	BOLT	1		
8	95601-06100	NUT U	1		
9	92903-06100	WASHER, spring	1		
10	93210-11368	O-RING (1.5-10.7)	1		
11	1A8-83963-00-98	SWITCH, handle 3 right	1		Low Gloss Black
12	2H7-26240-00	GRIP ASS'Y, right	1		
13	1L9-26311-00	WIRE, throttle (780mm)	1		
14	584-26393-01	HOLDER, wire guide	1		
15	2L0-26335-00	WIRE, clutch (1180mm)	1		
16	90123-08046	BOLT, wire adjusting	1		
17	90179-08148	NUT (168-26344-00)	1		
18	437-83936-00	BAND, switch cord	4		
19	1E6-26342-00	BOOT	1		
20	1E6-26372-00	COVER, lever	1		
21	2H7-26290-10	BACK MIRROR ASS'Y, left	1		
22	2H7-26290-00	BACK MIRROR ASS'Y, right	1		

Fig. 29 MASTER CYLINDER · BRAKE HOSE

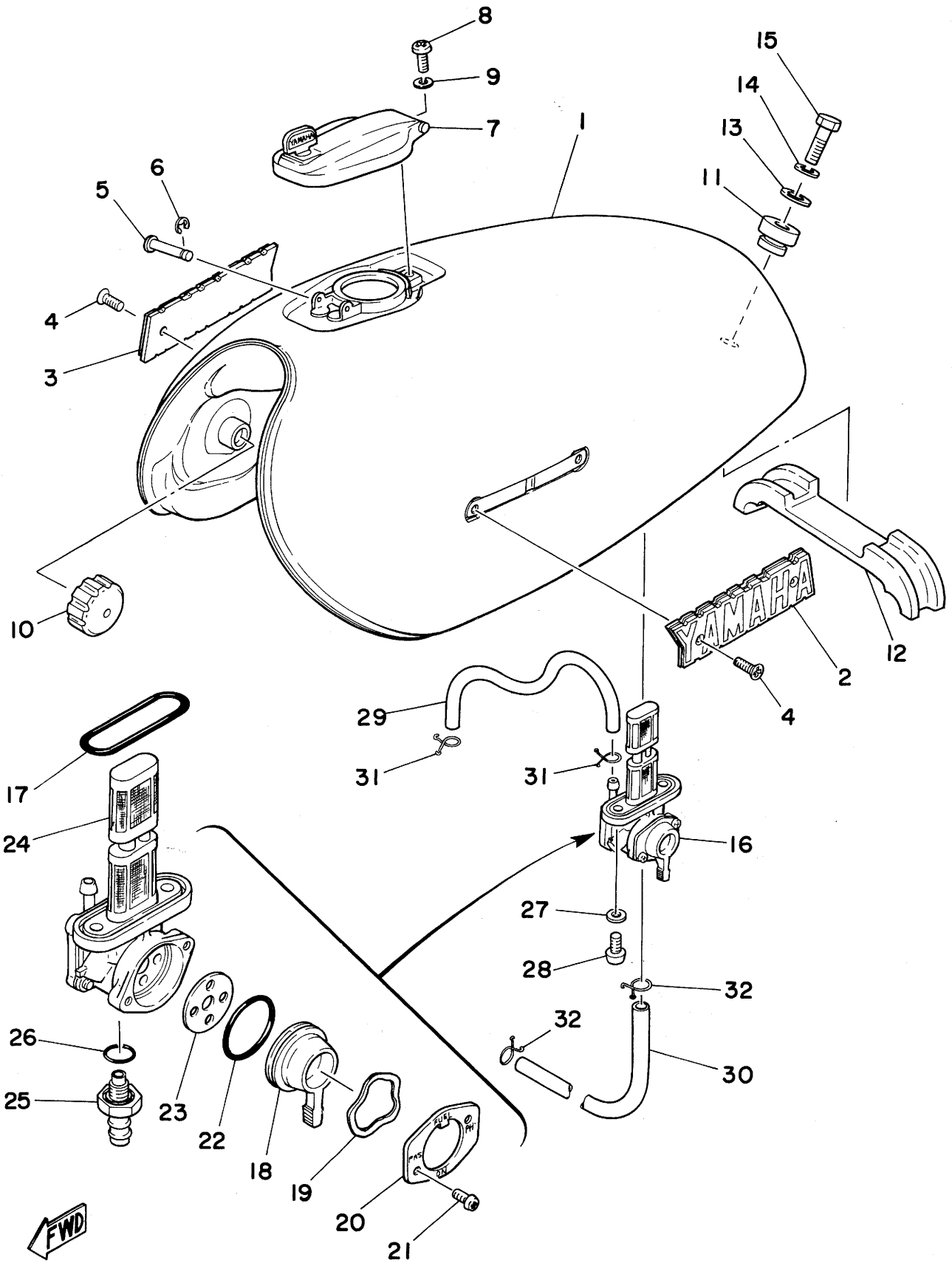


FWD

Ref. No.	Part No.	Description	Q'ty	Applicable Machine No.	Remarks
29- 1	1U4-25850-00	MASTER CYLINDER ASS'Y	1		
2	535-20000-60	. CYLINDER KIT, master	1		
3	1J3-25852-01	. RESERVOIR CAP ASS'Y	1		
4	1J3-25855-01	. GASKET	1		
5	1J3-25854-01	. DIAPHRAGM, reservoir	1		
6	90151-05008	. SCREW, crossrecess	4		
7	1J3-25867-00	BRACKET, master	1		
8	97323-06025	BOLT, hexagon	2		
9	92901-06100	WASHER, spring	2		
10	2J2-83922-00	LEVER, right	1		
11	90146-06008	SCREW, slotted	1		
12	90170-06010	NUT (306-83927-00)	1		
13	90501-10312	SPRING, compression (306-83924-00) ...	1		
14	90109-06465	BOLT, special	1		
15	95601-06100	NUT U	1		
16	90201-10118	WASHER, plate	4		
17	90401-10034	BOLT, union	2		
18	360-25862-00	BOOT, master cylinder	1		
19	2L0-25872-00	HOSE, brake	1		
20	1L9-25876-00	HOLDER, brake hose 2	1		
21	97301-06025	BOLT, hexagon	1		
22	92901-06100	WASHER, spring	1		
23	1A0-83980-30	FRONT STOP SWITCH ASS'Y	1		
24	1T5-26372-00	COVER, lever	1		
25	2L0-25875-00	HOLDER, brake hose 1	1		
26	97321-06012	BOLT, hexagon	1		
27	92901-06100	WASHER, spring	1		
28	90338-09012	PLUG (341-26329-00)	1		

Optional Parts
for Canada

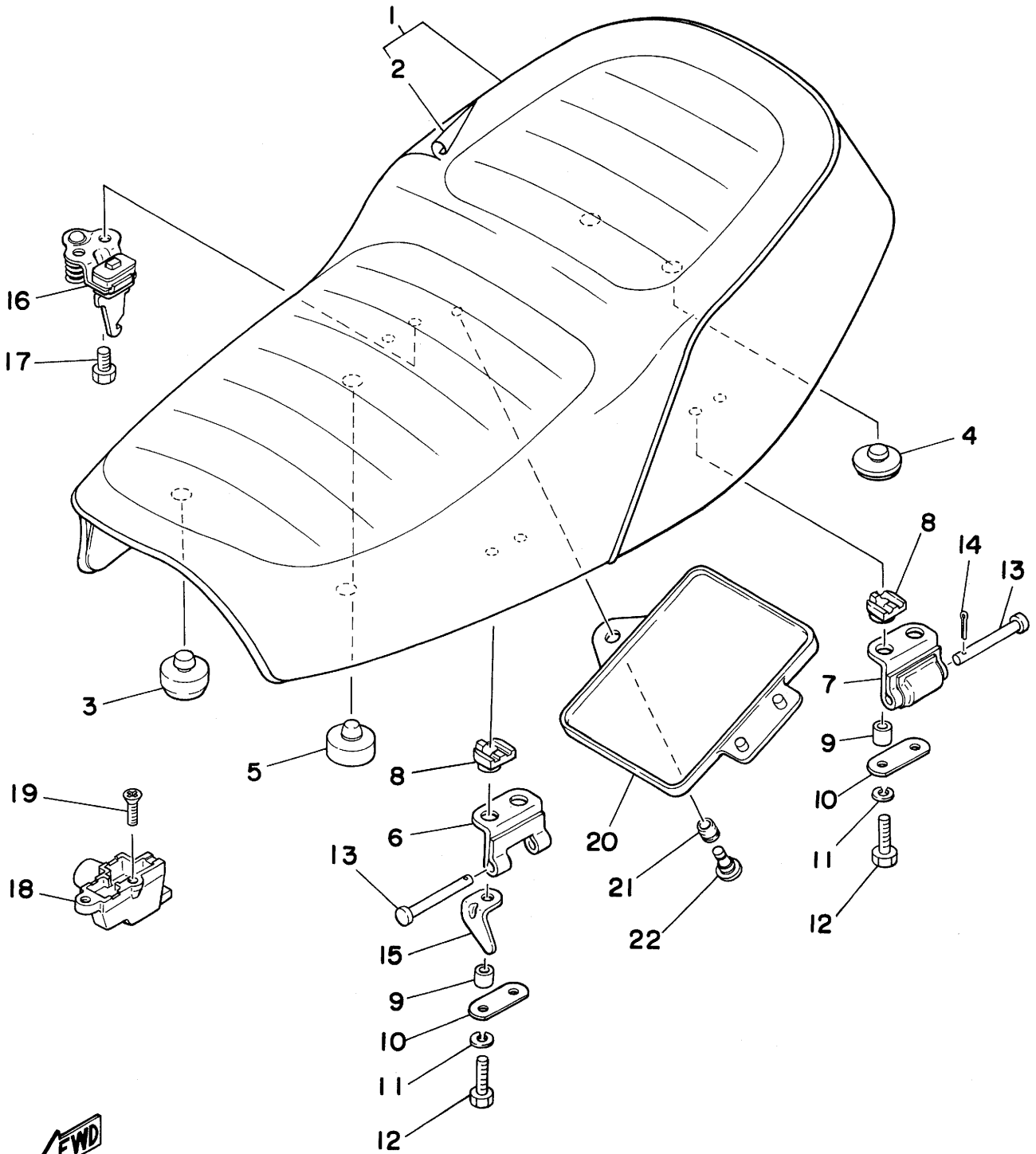
Fig. 30 FUEL TANK



Ref. No.	Part No.	Description	Q'ty	Applicable Machine No.	Remarks
30- 1	2L0-24110-00-E9	FUEL TANK COMP.	1		Carmin Red
	2L0-24110-00-H9	FUEL TANK COMP.	1		Black Gold
2	2L0-24161-00	EMBLEM 1, left	1		
3	2L0-24162-00	EMBLEM 2, right	1		
4	90152-04006	SCREW, flathead	4		
5	90249-03123	PIN	1		
6	93430-02001	CIRCLIP (E-1.9)	1		
7	2L0-24602-00	FUEL TANK CAP ASS'Y	1		
8	98501-05008	SCREW, panhead	1		
9	92901-05100	WASHER, spring	1		
10	1L9-24181-00	DAMPER, locating front 1	2		
11	2L0-24182-00	DAMPER, tank locating 2	1		
12	2L0-24183-00	DAMPER, tank locating 3	1		
13	156-24186-00	WASHER	1		
14	92901-08100	WASHER, spring	1		
15	97301-08016	BOLT, hexagon	1		
16	2L0-24500-00	FUEL COCK ASS'Y	1		
17	2G2-24512-00	. O-RING	1		
18	2G2-24524-00	. LEVER, cock	1		
19	2G2-24518-00	. WASHER, wave	1		
20	2G2-24525-00	. PLATE, lever fitting	1		
21	98601-03008	. SCREW, panhead	2		
22	2G2-24534-00	. GASKET, body	1		
23	2G2-24523-00	. GASKET, cock body	1		
24	2L0-24514-00	. FILTER	1		
25	2L0-24551-00	. JOINT	1		
26	2L0-24522-00	. O-RING	1		
27	90202-06010	WASHER, plate (178-14766-00)	2		
28	90149-06008	SCREW (366-24143-00)	2		
29	90445-07177	HOSE (395-14197-00)(4.2-310)	1		

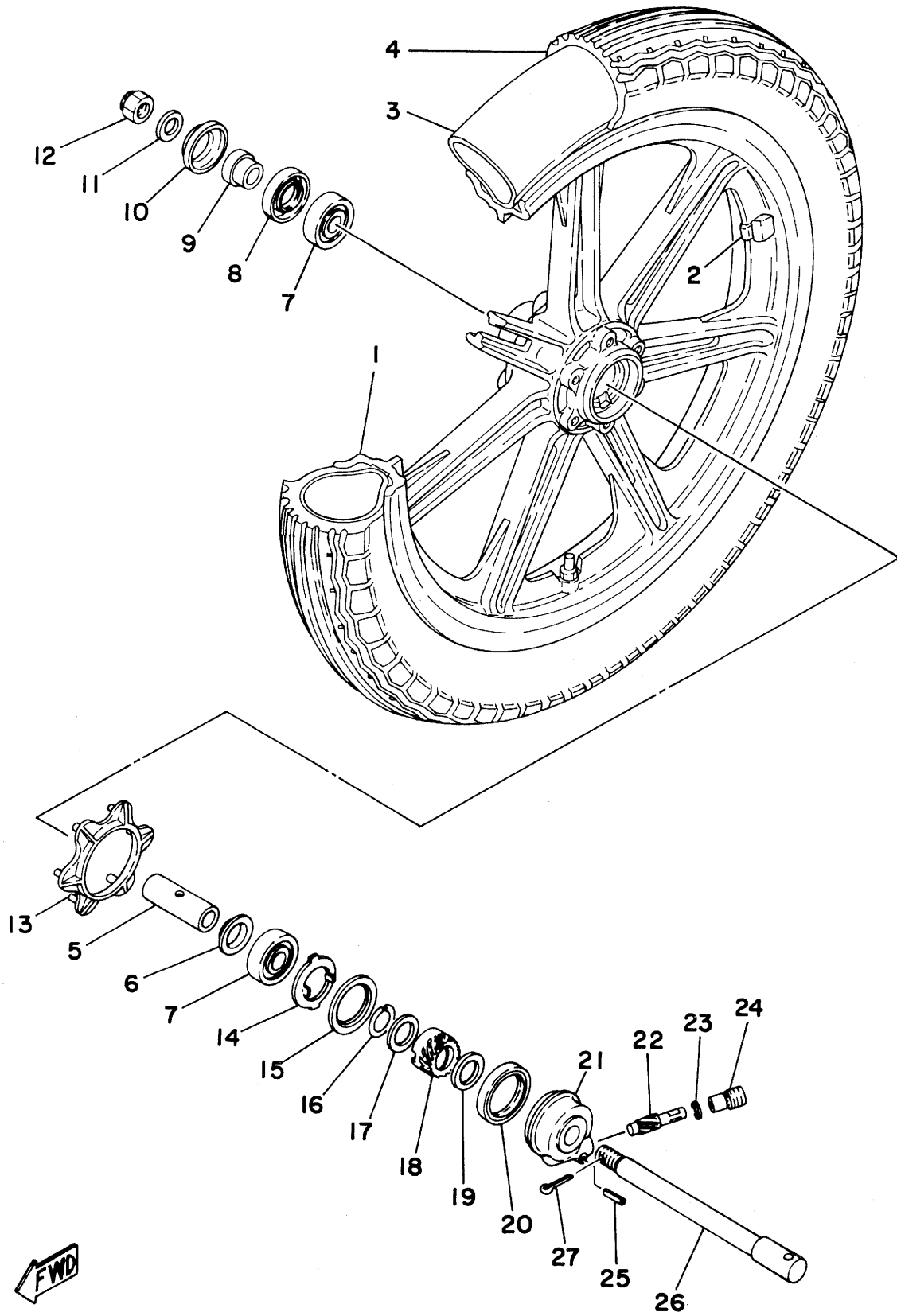
Ref. No.	Part No.	Description	Q'ty	Applicable Machine No.	Remarks
30-30	90445-10133	HOSE (824-24315-00)(6.0-135)	1		
31	90467-07029	CLIP	2		
32	806-24356-00	CLIP	2		

Fig. 31 SEAT



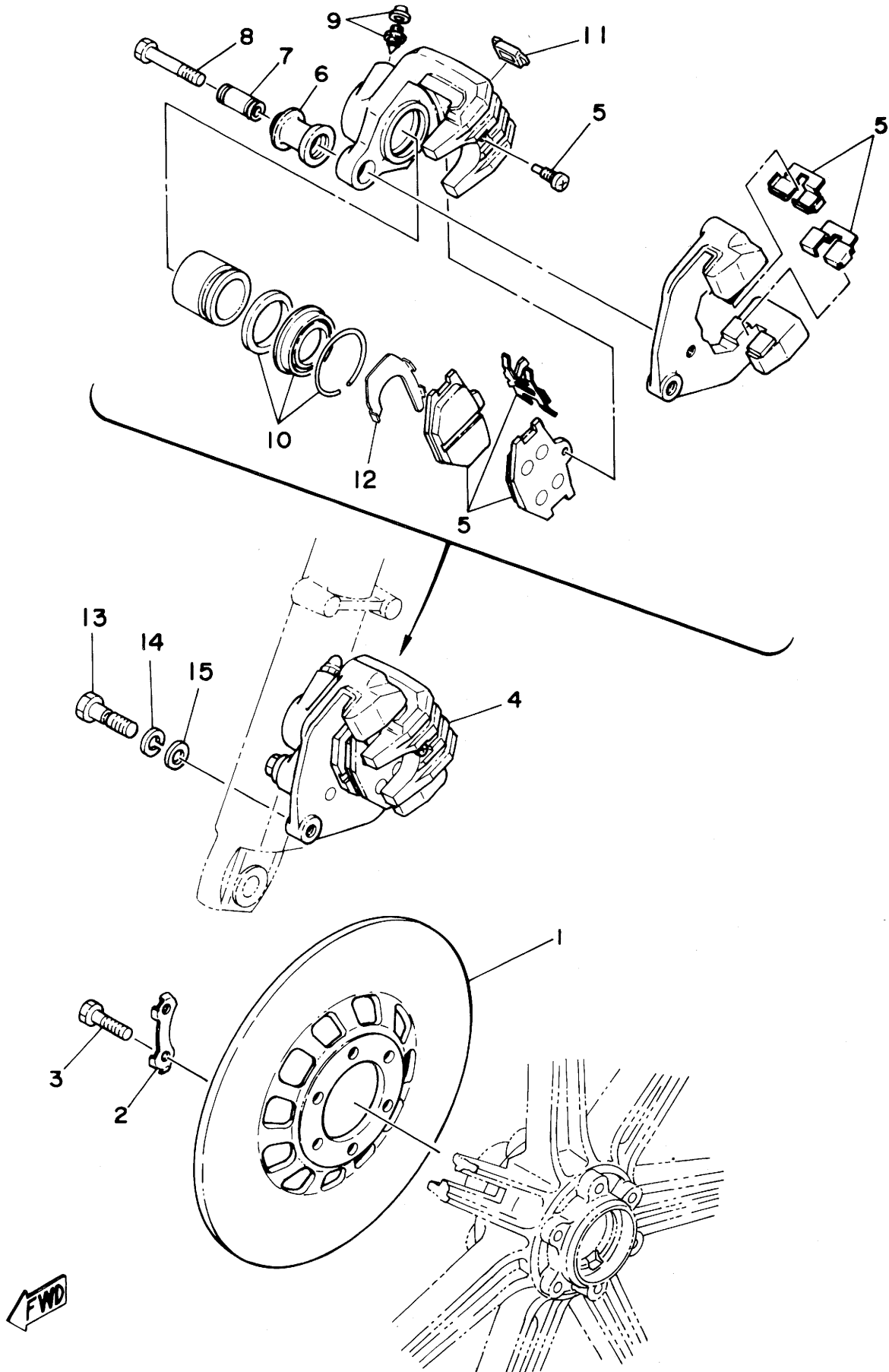
Ref. No.	Part No.	Description	Q'ty	Applicable Machine No.	Remarks
31- 1	2L0-24730-90	DOUBLE SEAT ASS'Y	1		
2	2L0-24731-00	. COVER, double seat	1		
3	1T4-24741-00	PAD, seat front	2		
4	1L9-24741-00	PAD, seat rear	2		
5	371-27114-00	STOPPER, main stand	1		
6	1L9-24769-00	HINGE, seat	1		
7	1L9-24726-02	HINGE, seat	1		
8	1L9-24723-00	DAMPER	4		
9	90387-07390	COLLAR (7-10-11.5)	4		
10	1L9-24746-00	WASHER, special	2		
11	92901-06100	WASHER, spring	4		
12	97301-06025	BOLT , hexagon	4		
13	91701-05055	PIN, with hole	2		
14	90468-10050	CLIP (156-83525-00)	1		
15	2L0-24768-00	STOPPER, pin	1		
16	371-24728-00	BRACKET, seat	1		
17	90101-06304	BOLT , hexagon	2		
18	1L9-24705-00	SEAT LOCK ASS'Y	1		
19	92701-06012	SCREW, flathead	2		
20	341-28185-00	LID	1		
21	90480-06007	GROMMET (341-28187-00)	1		
22	341-28188-00	PLUNGER	1		

Fig. 32 FRONT WHEEL



Ref. No.	Part No.	Description	Q'ty	Applicable Machine No.	Remarks
32- 1	2A2-25168-20	CASTING WHEEL, front (1.85-18)	1		
2	1A1-25398-01	BALANCER, wheel	}	U.R.	20 g
	1A1-25399-00	BALANCER, wheel			10 g
3	94227-18118	TUBE, front (2.75-18)	}	U.R. 1	BRIDGESTONE
	94230-18084	TUBE, front (3.00-18)			YOKOHAMA
4	94130-18359	TIRE, front (3.00-18-4PR)	}	U.R. 1	BRIDGESTONE
	94130-18363	TIRE, front (3.00-18-4PR)			YOKOHAMA
5	90560-15161	SPACER	1		
6	146-25115-00	FLANGE, spacer	1		
7	93306-30206	BEARING (B6302Z)	2		
8	93102-22014	OIL SEAL (SD-22-42-7)	1		
9	90387-15550	COLLAR	1		
10	401-25367-00	COVER, hub dust	1		
11	92901-14200	WASHER, plate	1		
12	90171-14020	NUT, castle	1		
13	1U4-25847-00	COVER, housing	1		
14	341-25149-00	CLUTCH, meter	1		
15	341-25846-00	RETAINER, clutch meter	1		
16	341-25137-00	RING, stop	1		
17	90201-25286	WASHER (341-25147-00)	1		
18	351-25135-00	GEAR, drive (27T)	1		
19	90201-25490	WASHER (152-17226-00)	1		
20	93105-45017	OIL SEAL (SDD-45-56-6)	1		
21	404-25191-00	HOUSING, gear unit	1		
22	351-25138-00	GEAR, meter (10T)	1		
23	102-18416-00	SHIM, rod	1		
24	306-25136-00	BUSHING	1		
25	91609-20014	PIN, spring	1		
26	1L9-25181-00	SHAFT, wheel	1		
27	91401-30030	PIN, cotter	1		

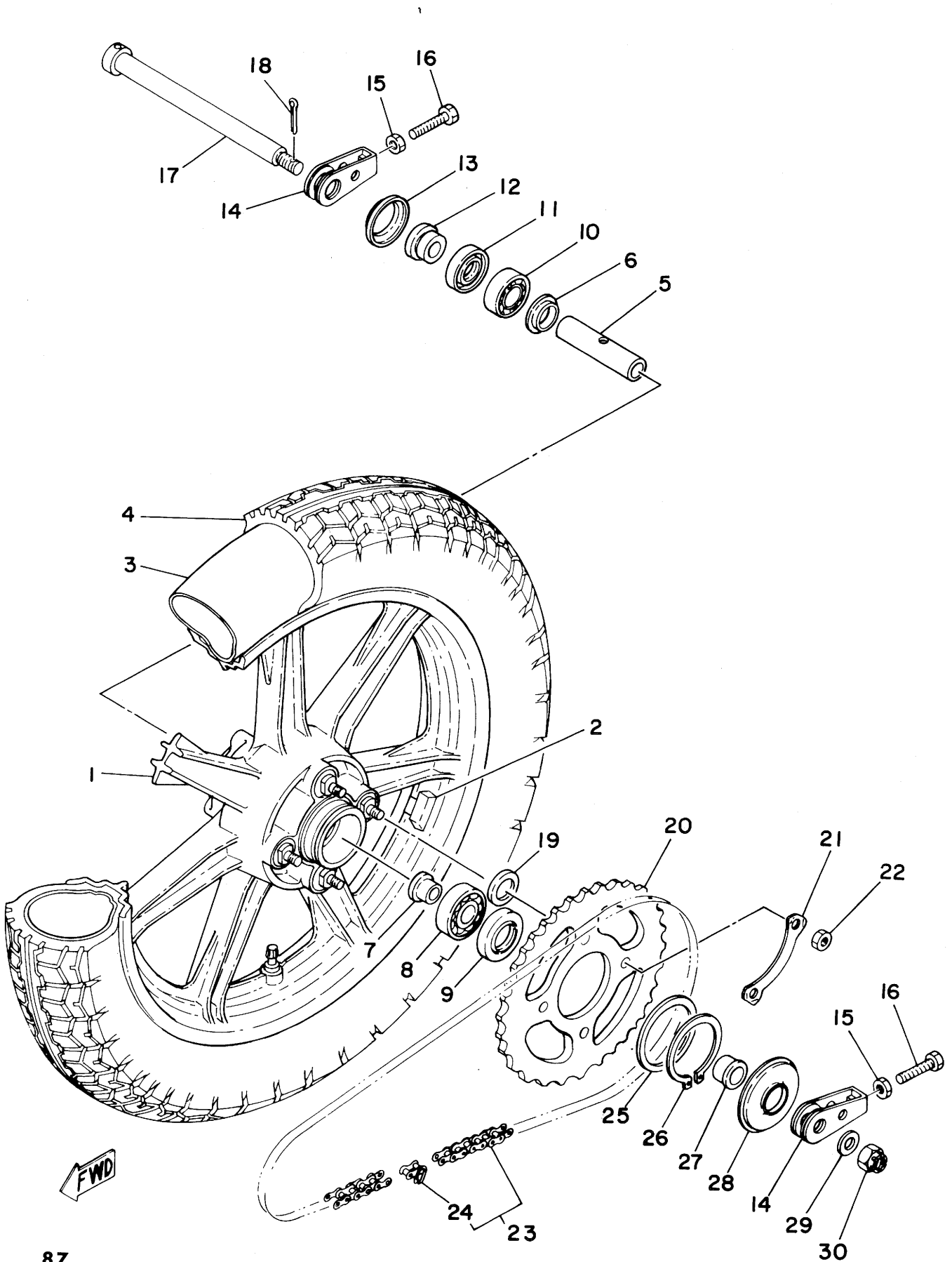
Fig. 33. FRONT DISC BRAKE · CALIPER



Ref. No.	Part No.	Description	Q'ty	Applicable Machine No.	Remarks
33- 1	1L9-25831-00	DISK, brake	1		
2	1J3-25834-01	WASHER, lock	3		
3	90101-08312	BOLT, hexagon	6		
4	1L9-25810-02	CALIPER ASS'Y	1		
5	1L9-20000-02	. CALIPER PAD KIT	1		
6	1J3-25917-00	. BUSHING, boot	1		
7	1J3-25838-00	. SLEEVE	1		
8	90105-08092	. BOLT, washer based hexagon	1		
9	1J3-20000-30	. BLEED SCREW KIT	1		
10	1J3-20000-20	. CALIPER SEAL KIT	1		
11	1J3-25845-01	. CAP, indicator	1		
12	1J3-25827-00	. SHIM, caliper	1		
13	90101-10308	BOLT, hexagon	2		
14	92901-10100	WASHER, spring	2		
15	92901-10200	WASHER, plain	2		

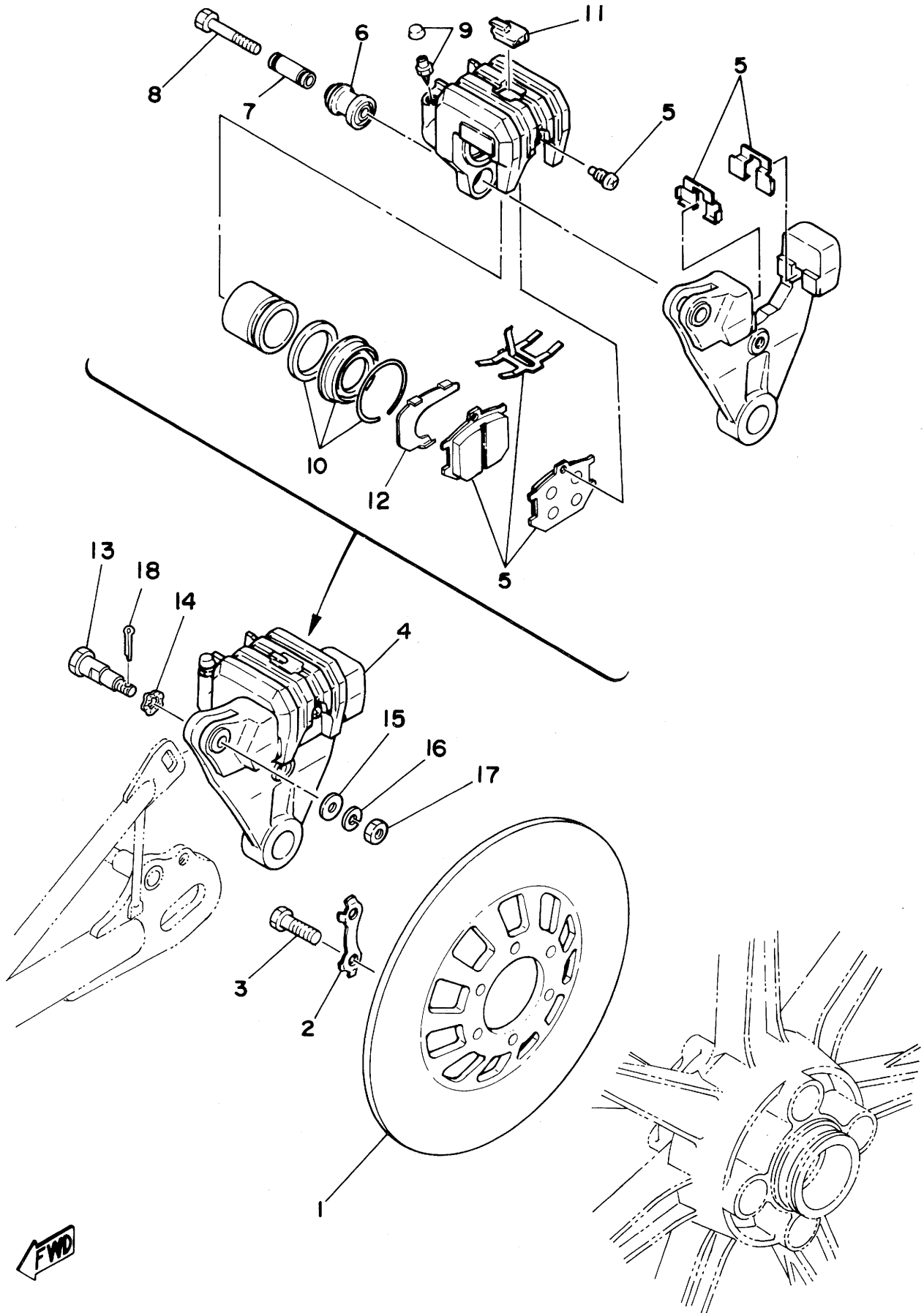
Ref. No.	Part No.	Description	Q'ty	Applicable Machine No.	Remarks
34- 1	2A2-W2533-20	CASTING WHEEL, rear (2.15-18)	1		
2	1A1-25398-01	BALANCER, wheel	} U.R.		20 g
	1A1-25399-00	BALANCER, wheel			10 g
3	94232-18119	TUBE, rear (3.25-18)	} U.R. 1		BRIDGESTON
	94235-18090	TUBE, rear (3.50-18)			YOKOHAMA
4	94135-18360	TIRE, rear (3.50-18-4PR)	} U.R. 1		BRIDGESTONE
	94135-18380	TIRE, rear (3.50-18-4PR)			YOKOHAMA
5	1J3-25317-00	SPACER, bearing	1		
6	1A1-25115-00	FLANGE, spacer	1		
7	1A1-25377-00	COLLAR, shaft	1		
8	93306-30417	BEARING (B6304RS)	1		
9	93104-27026	OIL SEAL (SO-27-52-5)	1		
10	93306-30309	BEARING (B6303RS)	1		
11	93102-28022	OIL SEAL (SD-28-47-7)	1		
12	90387-17536	COLLAR	1		
13	1J3-25118-00	COVER, hub dust	1		
14	168-25389-00	PULLER, chain	2		
15	95301-08700	NUT, hexagon	2		
16	90101-08034	BOLT (168-25379-00)	2		
17	1J3-25381-00	SHAFT, wheel	1		
18	91401-30030	PIN, cotter	1		
19	90387-20565	COLLAR (23.5-35.5-5.5)	4		
20	1J3-25439-20	GEAR, sprocket wheel (39T)	1		
21	1J3-25412-00	WASHER, lock	2		
22	95301-12700	NUT, hexagon	4		
23	94580-20104	CHAIN (DID50DS-102L)	1		
24	94685-30011	. JOINT, chain	1		
25	90201-66585	WASHER, plate	1		
26	93410-65040	CIRCLIP (S-65)	1		
27	90387-17551	COLLAR	1		

Fig. 34 REAR WHEEL



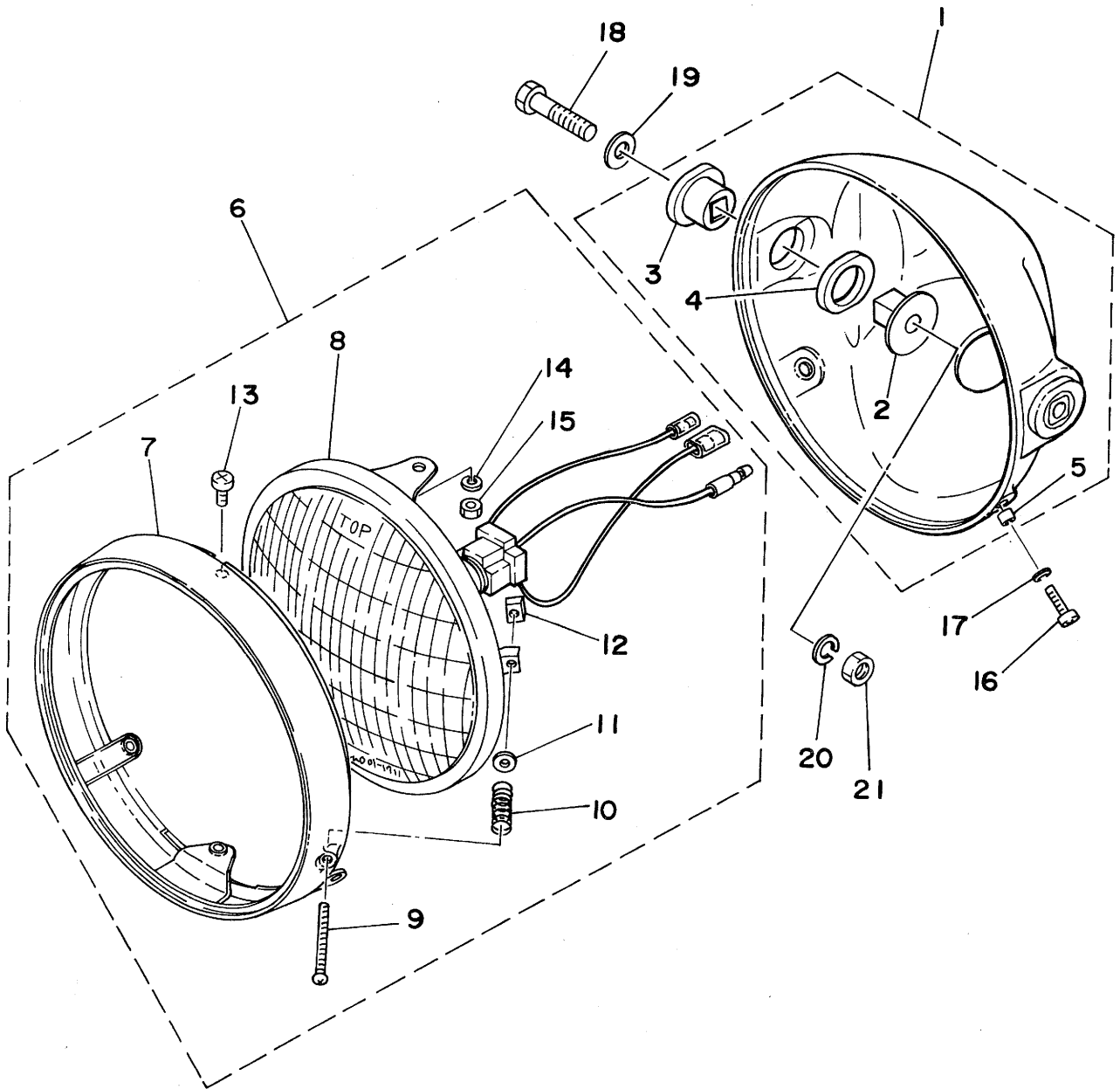
Ref. No.	Part No.	Description	Q'ty	Applicable Machine No.	Remarks
34-28	1L9-25367-00	COVER, hub dust	1		
29	92901-14200	WASHER, plain	1		
30	90171-14020	NUT, castle	1		

Fig. 35 REAR DISC BRAKE · CALIPER



Ref. No.	Part No.	Description	Q'ty	Applicable Machine No.	Remarks
35- 1	1L9-25831-00	DISK, rear brake	1		
2	1J3-25834-01	WASHER, lock	3		
3	90101-08312	BOLT, hexagon	6		
4	1U4-25810-50	CALIPER ASS'Y, rear	1		
5	1U4-W0046-01	. CALIPER PAD KIT	1		
6	1J3-25917-00	. BUSHING, boot	1		
7	1J3-25838-00	. SLEEVE	1		
8	90105-08092	. BOLT, washer based hexagon	1		
9	1J3-20000-30	. BLEED SCREW KIT	1		
10	1J3-20000-20	. CALIPER SEAL KIT	1		
11	1J3-25845-01	. CAP, indicator	1		
12	1J3-25827-00	. SHIM, calper	1		
13	90109-08454	BOLT, special	1		
14	90206-12034	WASHER, wave	1		
15	92901-08600	WASHER, plate	1		
16	92901-08100	WASHER, spring	1		
17	90170-08158	NUT, hexagon	1		
18	91401-20015	PIN, cotter	1		

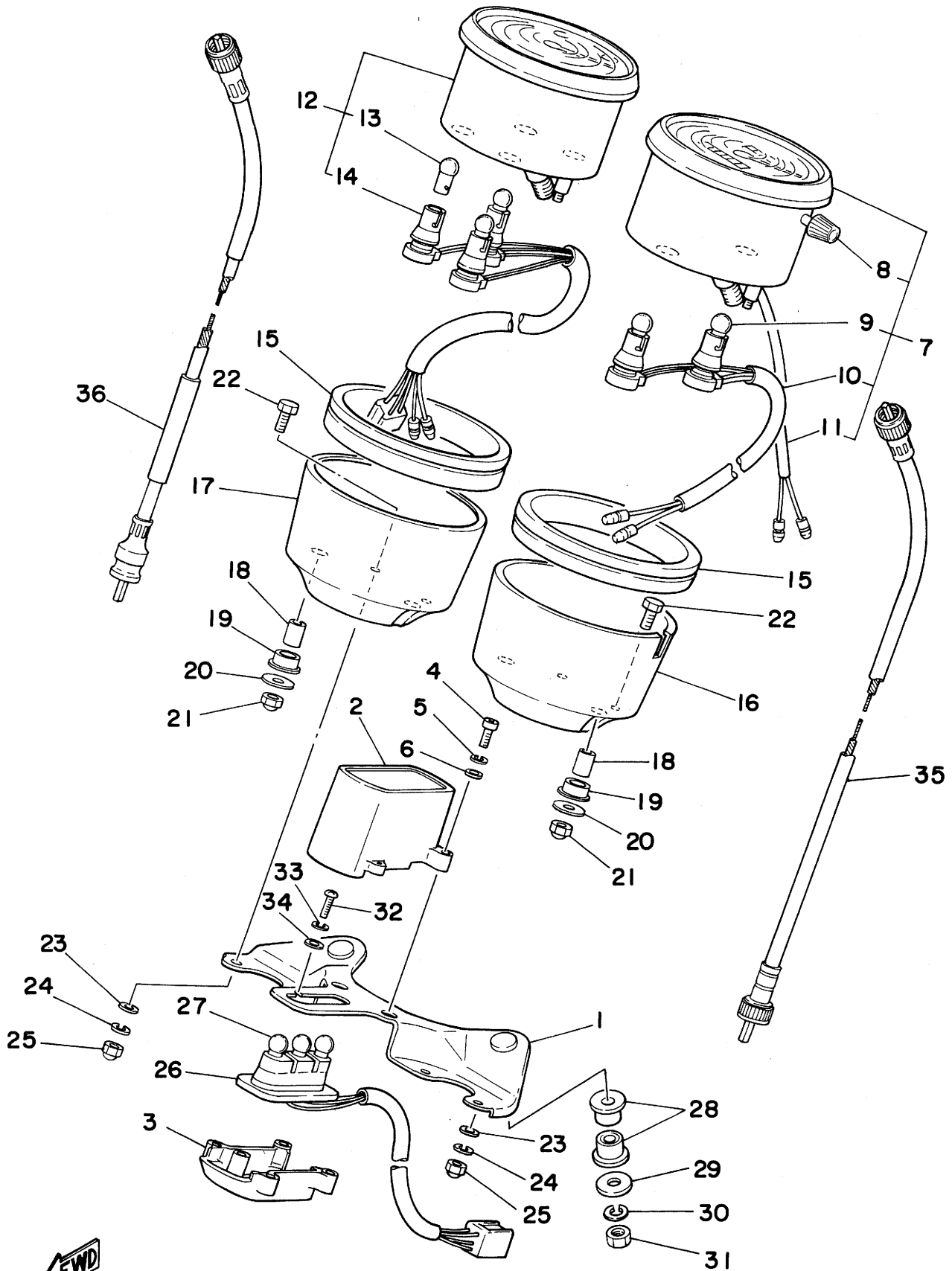
Fig. 36 HEAD LAMP



FWD

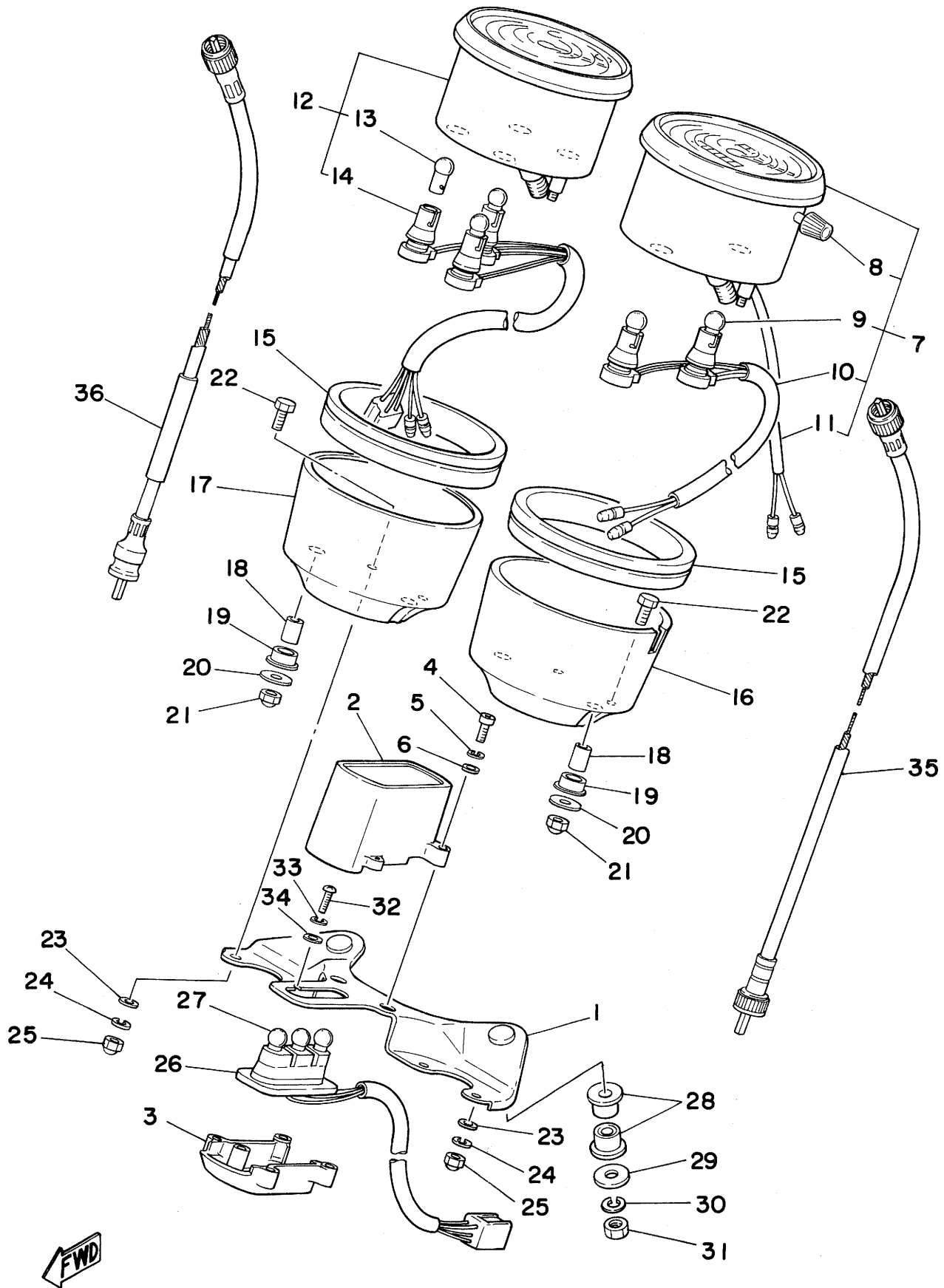
Ref. No.	Part No.	Description	Q'ty	Applicable Machine No.	Remarks
36- 1	1L9-84330-61-33	HEAD LAMP BODY ASS'Y	1		Yamaha Black
2	1L9-84327-60	. WASHER, special	2		
3	1L9-84366-61	. BUSHING	2		
4	1L9-84367-61	. BUSHING	2		
5	1L9-84338-60	. COLLAR, body fitting	2		
6	1L9-84310-60	HEAD LAMP UNIT ASS'Y	1		
7	1L9-84315-60	. RIM, head lamp	1		
8	1L9-84320-60	. LENS ASS'Y	1		
9	1L9-84331-60	. SCREW, adjusting	1		
10	1L9-84332-60	. SPRING, compression	1		
11	92901-04600	. WASHER, plate	1		
12	1L9-84334-60	. NUT	1		
13	92501-06010	. SCREW, panhead	2		
14	92901-06100	. WASHER, spring	2		
15	95301-06600	. NUT, hexagon	2		
16	98503-05010	SCREW, rim fitting	2		
17	92901-05100	WASHER, spring	2		
18	97303-08035	BOLT, hexagon	2		
19	92901-08200	WASHER, plain	2		
20	92901-08100	WASHER, spring	2		
21	95301-08600	NUT, hexagon	2		

Fig. 37 SPEEDOMETER · TACHOMETER



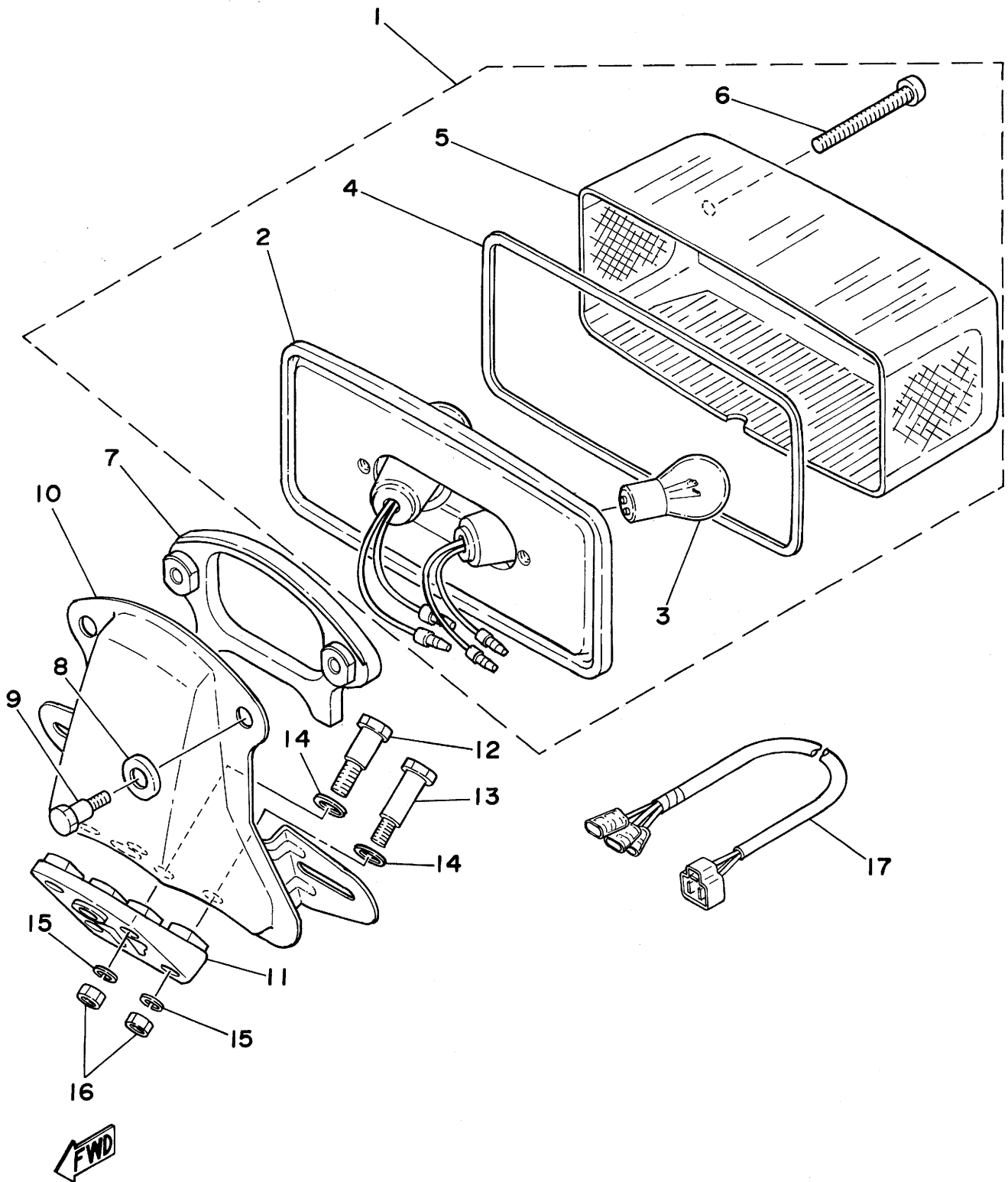
Ref. No.	Part No.	Description	Qty	Applicable Machine No.	Remarks
37- 1	2L0-83519-00	BRACKET, meter	1		
2	2L0-83568-A0	PILOT BOX, upper	1		
3	2G2-83569-A0	PILOT BOX, under	1		
4	98506-04012	SCREW, panhead	4		
5	92906-04100	WASHER, spring	4		
6	92906-04600	WASHER, plate	4		
7	2L0-83570-A0	SPEEDOMETER ASS'Y	1		Mile/h
	2L1-83570-E0	SPEEDOMETER ASS'Y	1		Km/h for Canada
8	584-83578-71	. KNOB, trip meter	1		
9	123-83516-21	. BULB (12V-3.4W)	2		
10	2L0-83536-A0	. SOCKET CORD ASS'Y, speedometer ...	1		
11	1A0-83556-01	. SOCKET CORD ASS'Y	1		
12	2L0-83540-A0	TACHOMETER ASS'Y	1		
13	123-83516-21	. BULB (12V-3.4W)	3		
14	2L0-83520-A0	. SOCKET CORD ASS'Y, tachometer	1		
15	1A0-83513-00	DAMPER, meter	2		
16	2L0-83507-00	COVER, speedometer	1		
17	2L0-83508-00	COVER, tachometer	1		
18	1A0-83522-00	COLLAR	4		
19	584-83523-00	DAMPER, meter cover fitting	4		
20	90201-05031	WASHER, plate (256-82517-00)	4		
21	95303-05800	NUT, crown	4		
22	584-83546-00	BOLT	4		
23	92901-06200	WASHER, plain	4		
24	92901-06100	WASHER, spring	4		
25	95303-06800	NUT, crown	4		
26	2L0-83509-A0	SOCKET CORD ASS'Y, indicator lamp ...	1		
27	123-83516-21	BULB (12V-3.4W)	3		
28	1A0-83523-00	DAMPER	4		
29	90201-06067	WASHER, plate	2		
30	92901-06100	WASHER, spring	2		
31	95301-06600	NUT, hexagon	2		

Fig. 37 SPEEDOMETER · TACHOMETER



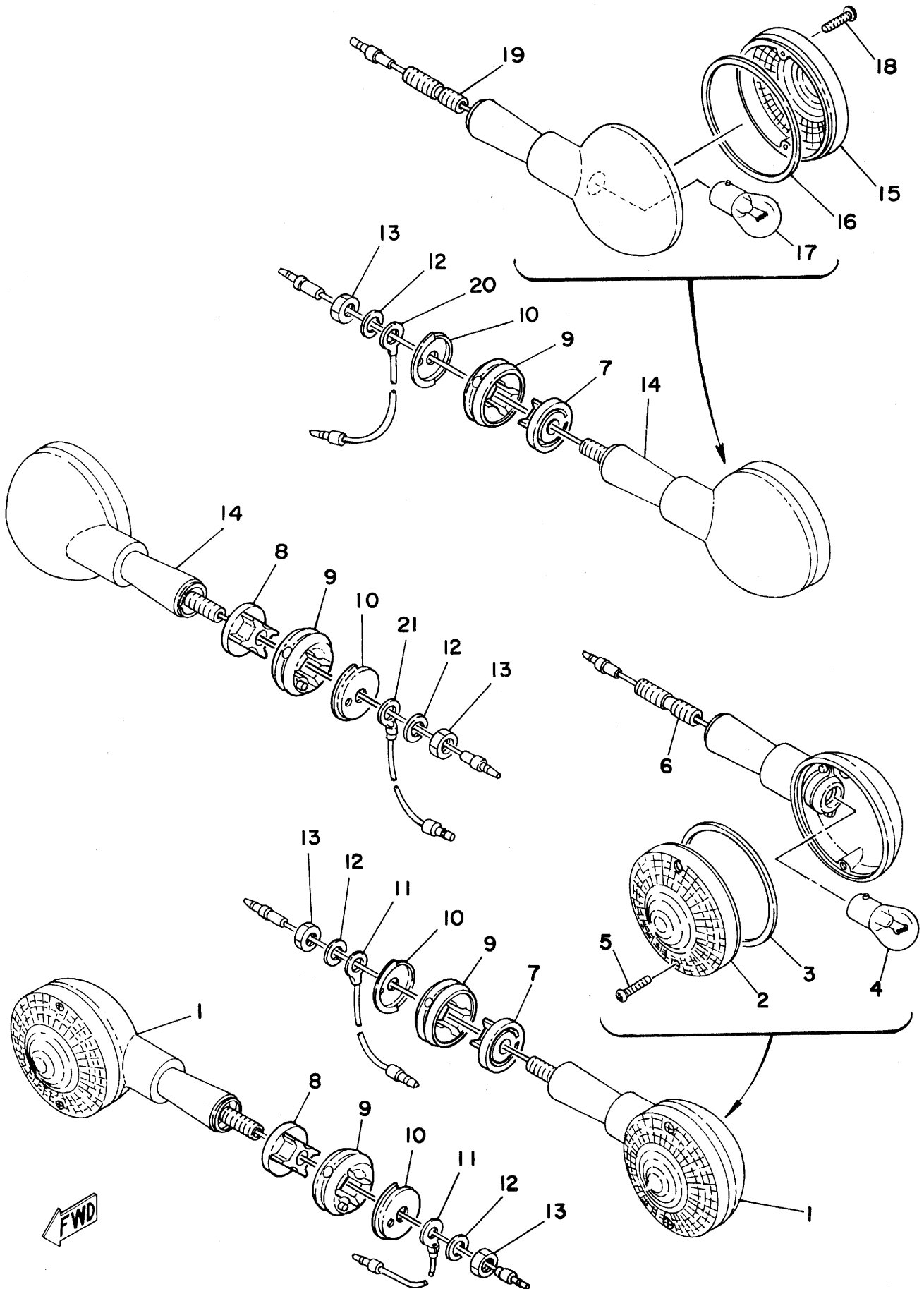
Ref. No.	Part No.	Description	Q'ty	Applicable Machine No.	Remarks
37-32	92501-04008	SCREW, panhead	1		
33	92901-04100	WASHER, spring	1		
34	92901-04600	WASHER, plate	1		
35	2L0-83550-00	SPEEDOMETER CABLE ASS'Y	1		
36	2L0-83560-00	TACHOMETER CABLE ASS'Y	1		

Fig. 38 TAIL LAMP



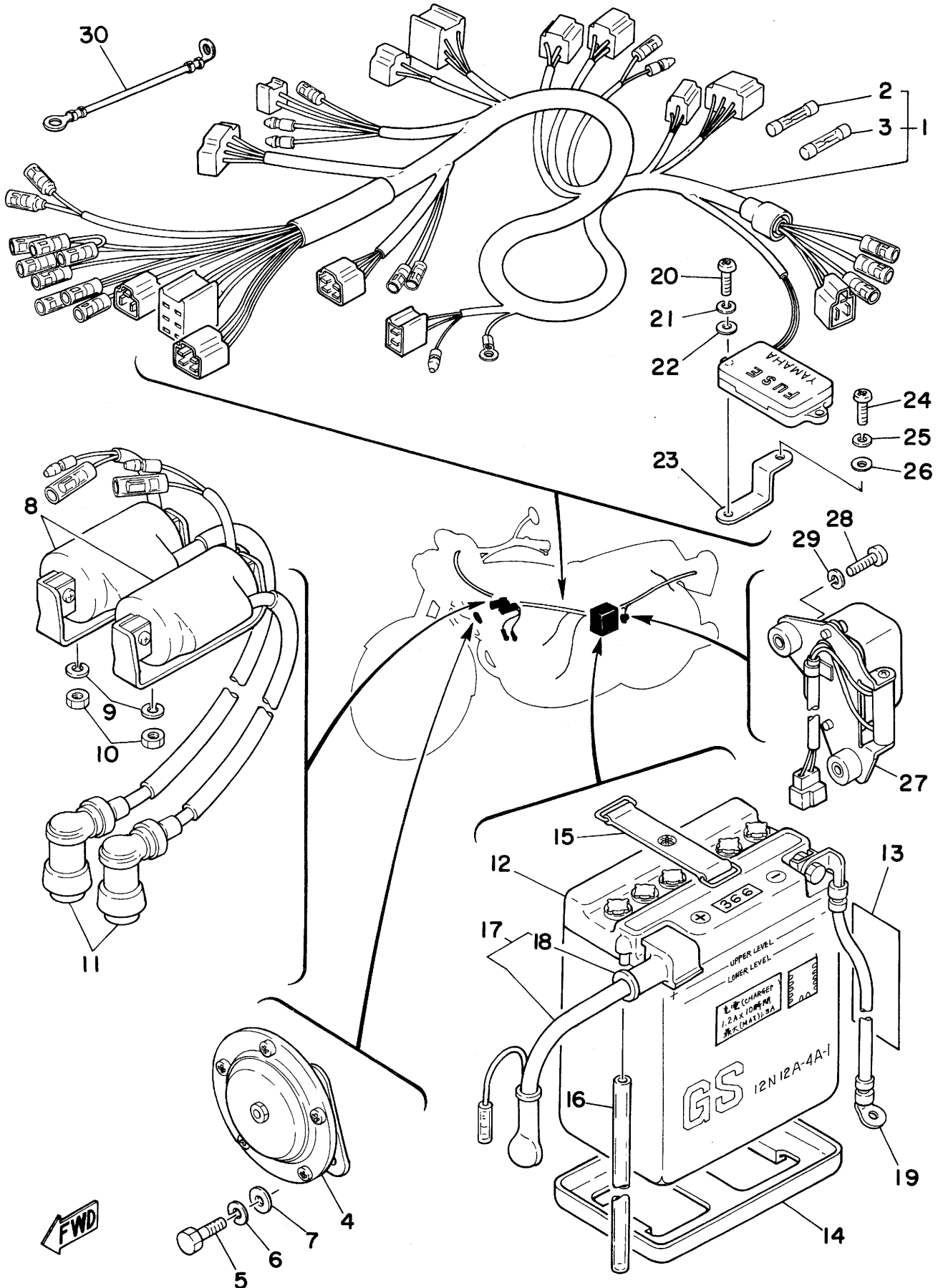
Ref. No.	Part No.	Description	Q'ty	Applicable Machine No.	Remarks
38- 1	2A2-84710-60	TAIL LAMP UNIT ASS'Y	1		
2	2A2-84711-60	. BASE, tail lamp	1		
3	256-84714-61	. BULB, tail lamp (12V-32/3CP)	2		
4	1A0-84723-60	. GASKET, tail lens	1		
5	1A0-84721-60	. LENS, tail lamp	1		
6	1A0-84724-60	. SCREW, lens fitting	2		
7	1A0-84712-60	SHEET, base	1		
8	437-84525-60	WASHER, special	2		
9	1A0-84726-60	BOLT, tail lamp	2		
10	2A2-84751-60-93	BRACKET, license	1		
11	2A2-84753-01	DAMPER	1		
12	90109-06465	BOLT, special	2		
13	90109-06489	BOLT, special	2		
14	92901-08200	WASHER, plain	4		
15	92901-06100	WASHER, spring	4		
16	95301-06600	NUT, hexagon	4		
17	2L0-84717-00	CORD, tail lamp	1		

Fig. 39 FLASHER LAMP



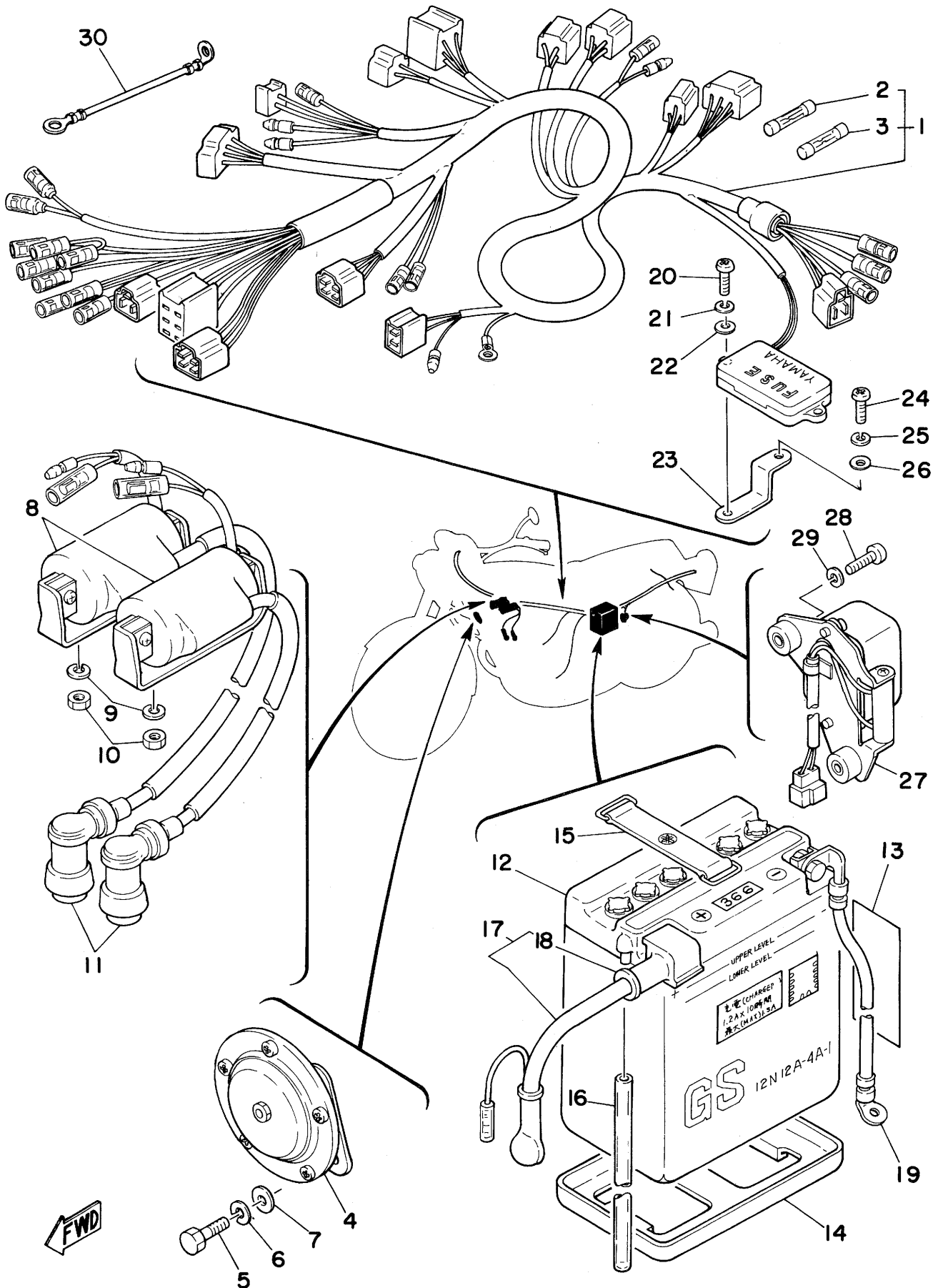
Ref. No.	Part No.	Description	Q'ty	Applicable Machine No.	Remarks
39- 1	1L9-83320-K0-93	FRONT FLASHER LAMP ASS'Y	2		
2	1A0-83312-K0	. LENS, flasher	2		
3	341-83313-70	. GASKET, flasher lens	2		
4	256-83311-70	. BULB (12V-32CP)	2		
5	341-83333-70	. SCREW, panhead	4		
6	1A0-83367-K0	. BOLT, stud	2		
7	1U4-83326-00	COLLAR, flasher left	2		
8	1U4-83316-00	COLLAR, flasher right	2		
9	1U4-83321-00	DAMPER, flasher	4		
10	90209-08098	WASHER	4		
11	584-82519-00	WIRE, earth front	2		
12	92901-08100	WASHER, spring	4		
13	95301-08600	NUT, hexagon	4		
14	2L0-83340-E0-93	REAR FLASHER LAMP ASS'Y	2		
15	1A0-83312-K0	. LENS, flasher	2		
16	341-83313-70	. GASKET, flasher lens	2		
17	256-83311-70	. BULB (12V-32CP)	2		
18	341-83333-70	. SCREW, panhead	4		
19	1A0-83367-K0	. BOLT, stud	2		
20	2L0-83354-00	WIRE, earth lead	1		
21	2L0-83364-00	WIRE, earth lead	1		

Fig. 40 ELECTRICAL 1



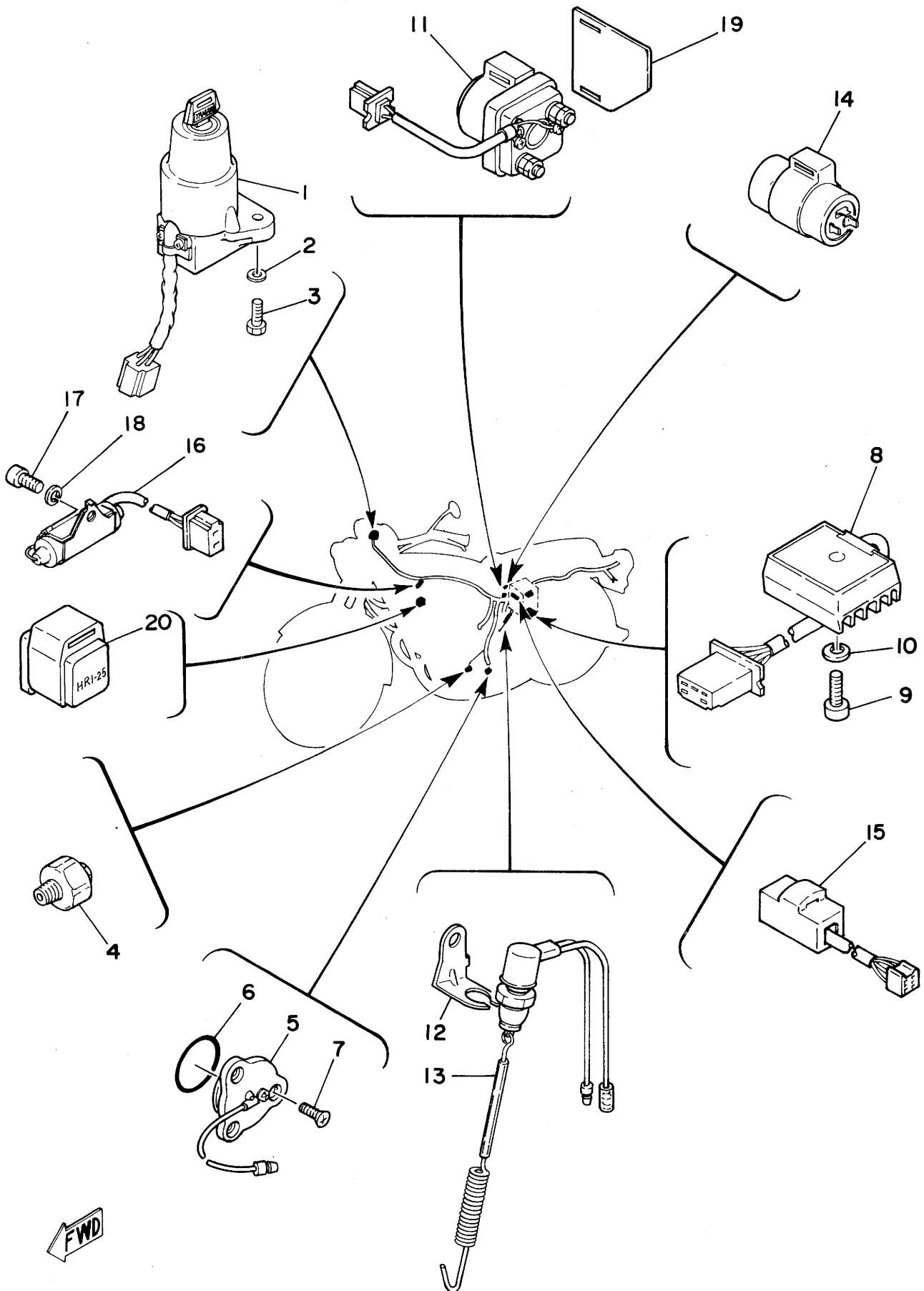
Ref. No.	Part No.	Description	Q'ty	Applicable Machine No.	Remarks
40- 1	2L0-82590-51	WIRE HARNESS ASS'Y	1		
2	1A0-82161-00	. FUSE (12V-20A)	2		
3	1A0-82151-00	. FUSE (12V-10A)	4		
4	2L0-83371-20	HORN	1		
5	97301-06012	BOLT, hexagon	2		
6	92901-06100	WASHER, spring	2		
7	92901-06600	WASHER, plate	2		
8	1L9-82310-51	IGNITION COIL ASS'Y	2		
	2A2-82310-50	IGNITION COIL ASS'Y	2		for Canada
9	92901-06100	WASHER, spring	4		
10	95301-06600	NUT, hexagon	4		
11	1L9-82370-00	PLUG CAP ASS'Y	2		
	512-82370-10	PLUG CAP ASS'Y	2		for Canada
12	366-82110-60	BATTERY ASS'Y	1		
13	118-82141-09	LABEL, battery	1		Except Canada
14	1L9-82122-00	SEAT, battery	1		
15	122-82131-00	BAND, battery	1		
16	90445-08348	HOSE (5.0-580)	1		
17	2L0-82115-00	WIRE, plus lead	1		
18	1L9-82119-00	. COVER, lead wire	1		
19	1L9-82116-01	WIRE, minus lead	1		
20	98501-05016	SCREW, panhead	2		
21	92901-05100	WASHER, spring	2		
22	92901-05600	WASHER, plate	2		
23	2L0-82171-00	STAY, fuse box	1		
24	98501-05016	SCREW, panhead	1		
25	92901-05100	WASHER, spring	1		
26	92901-05600	WASHER, plate	1		
27	2L0-81910-50	VOLTAGE REGULATOR ASS'Y	1		
28	92501-06012	SCREW, panhead	2		

Fig. 40 ELECTRICAL 1



Ref. No.	Part No.	Description	Q'ty	Applicable Machine No.	Remarks
40-29	92901-06100	WASHER, spring	2		
30	2A2-82318-00	WIRE, sub-lead	1		for Canada

Fig. 41 ELECTRICAL 2

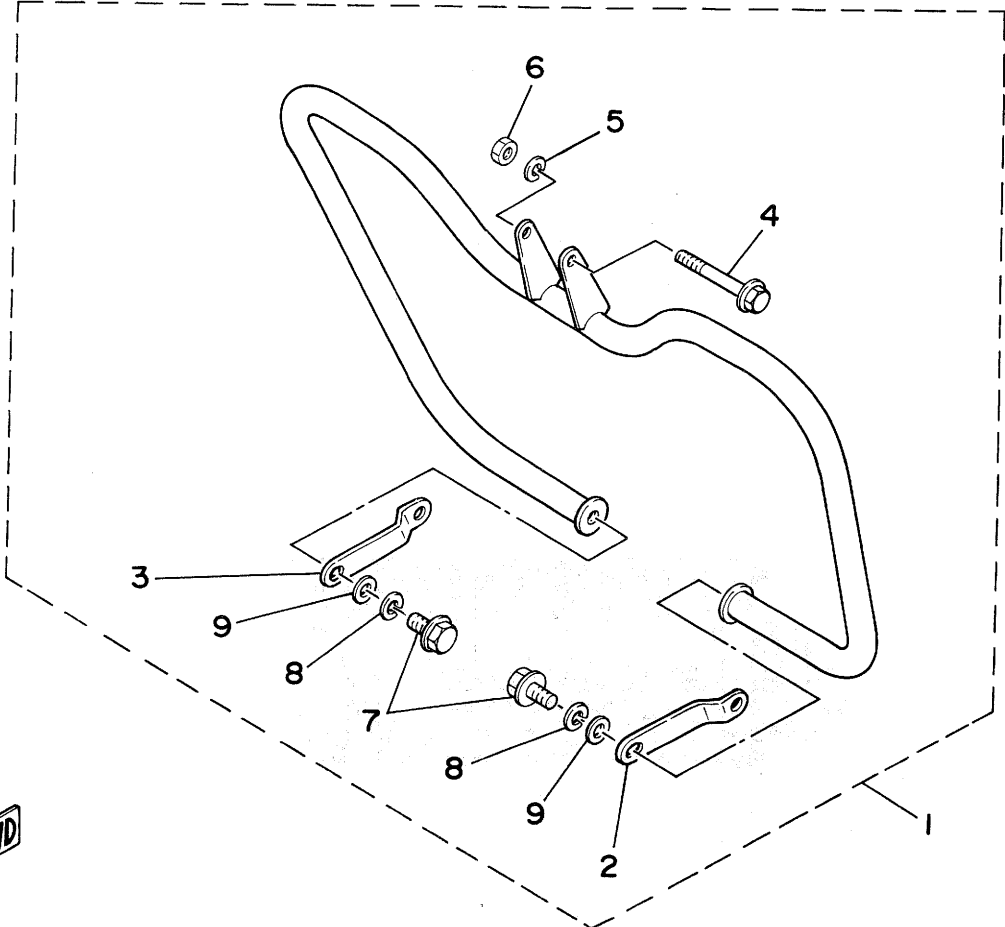
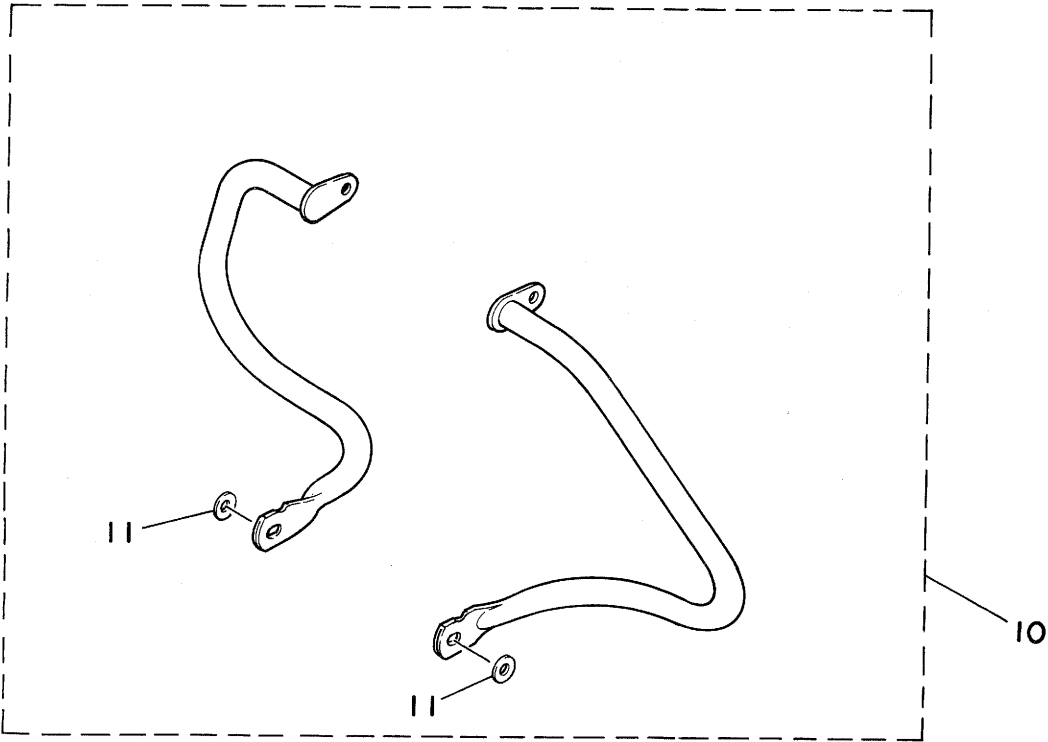


Ref. No.	Part No.	Description	Q'ty	Applicable Machine No.	Remarks
41- 1	2L0-82508-50	MAIN SWITCH STEERING LOCK ASS'Y .	1		
2	92901-06600	WASHER, plate	2		
3	97301-06016	BOLT, hexagon	2		
4	341-82504-02	OIL PRESSURE SWITCH ASS'Y	1		
5	1L9-82540-00	NEUTRAL SWITCH ASS'Y	1		
6	93210-29196	O-RING (2.4-29.4)	1		
7	98701-05012	SCREW, flathead	3		
8	1L9-81970-60	RECTIFIER ASS'Y	1		
9	92501-06020	SCREW, panhead	1		
10	92901-06100	WASHER, spring	1		
11	1J7-81940-10	STARTER SWITCH ASS'Y	1		
12	1L9-82539-01	STAY, stop switch	1		
13	1L9-82530-00	STOP SWITCH ASS'Y	1		
14	1A0-83350-70	FLASHER RELAY ASS'Y	1		
15	1A0-83395-02	FLASHER CANCELLING UNIT	1		
16	1L9-81625-50	CONDENSER	1		
17	92501-06015	SCREW, panhead	1		
18	92901-06100	WASHER, spring	1		
19	1L9-81916-00	COVER, terminal	1		
20	360-81950-10	RELAY ASS'Y	1		

ACCESSORY PARTS



Fig. 42 BUMPER



Ref. No.	Part No.	Description	Q'ty	Applicable Machine No.	Remarks
42- 1	1L9-W0031-00	FRONT BUMPER KIT	1		
2	1L9-24872-00	. STAY, bumper left	1		
3	1L9-24873-00	. STAY, bumper right	1		
4	95801-08070	. BOLT, flange	1		
5	92901-08100	. WASHER, spring	1		
6	95301-08600	. NUT, hexagon	1		
7	95801-10025	. BOLT, flange	2		
8	92901-10100	. WASHER, spring	2		
9	92901-10200	. WASHER, plain	2		
10	1L9-W0032-00	REAR BUMPER KIT	1		
11	90201-10142	. WASHER, plate (341-22243-00)	2		

REPAIR KIT




Fig. 43 REPAIR KIT

Ref. No.	Part No.	Description	Q'ty	Applicable Machine No.	Remarks
43- 1	2L0-11630-00	PISTON ASS'Y (STD)	2s		
	2L0-11630-10	PISTON ASS'Y (1st O.S)	2s		
	2L0-11630-20	PISTON ASS'Y (2nd O.S)	2s		
	2L0-11630-30	PISTON ASS'Y (3rd O.S)	2s		
	2L0-11630-40	PISTON ASS'Y (4th O.S)	2s		
2	2L0-11631-00-X0	PISTON (SIZE A STD)	} U.R. 2		
	2L0-11631-00-Y0	PISTON (SIZE B STD)			
	2L0-11635-00	. PISTON (69.25mm 1st O.S)	2		Ref. No. 3-6
	2L0-11636-00	. PISTON (69.50mm 2nd O.S)	2		
	2L0-11637-00	. PISTON (69.75mm 3rd O.S)	2		
	2L0-11638-00	. PISTON (70.00mm 4th O.S)	2		
3	2A2-11610-00	. PISTON RING SET (STD)	2s		
	2A2-11610-10	. PISTON RING SET (1st O.S)	2s		
	2A2-11610-20	. PISTON RING SET (2nd O.S)	2s		3-7
	2A2-11610-30	. PISTON RING SET (3rd O.S)	2s		
	2A2-11610-40	. PISTON RING SET (4th O.S)	2s		
4	2A2-11633-00	. PIN, piston	2		3-8
5	93450-17044	. CIRCLIP	4		3-9

NUMERICAL INDEX



NUMERICAL INDEX

Ref No.	Part No.	Ref No.	Part No.	Ref No.	Part No.
25- 2	1A0-21518-00	27-22	1E7-23167-00	18-43	1J7-14998-00
40- 3	1A0-82151-00	27-25	1E7-23181-00	21-18	1J7-21746-00
40- 2	1A0-82161-00	1-25	1H2-11186-00	22-13	1J7-27413-01
39- 2	1A0-83312-K0	33-10	1J3-20000-20	41-11	1J7-81940-10
39-15	1A0-83312-K0	35-10	1J3-20000-20	42- 1	1L9-W0031-00
41-14	1A0-83350-70	33- 9	1J3-20000-30	42-10	1L9-W0032-00
39- 6	1A0-83367-K0	35- 9	1J3-20000-30	15-22	1L9-11108-00
39-19	1A0-83367-K0	34-13	1J3-25118-00	1- 2	1L9-11133-10
41-15	1A0-83395-02	34- 5	1J3-25317-00	1-28	1L9-11146-00
37-15	1A0-83513-00	34-17	1J3-25381-00	1-38	1L9-11162-10
37-18	1A0-83522-00	34-21	1J3-25412-00	1-39	1L9-11162-30
37-28	1A0-83523-00	34-20	1J3-25439-20	15-23	1L9-11169-00
37-11	1A0-83556-01	33-12	1J3-25827-00	1-17	1L9-11171-00
29-23	1A0-83980-30	35-12	1J3-25827-00	2-14	1L9-11177-00
38- 7	1A0-84712-60	33- 2	1J3-25834-01	2-15	1L9-11197-00
38- 5	1A0-84721-60	35- 2	1J3-25834-01	1-14	1L9-11361-00
38- 4	1A0-84723-60	33- 7	1J3-25838-00	1-15	1L9-11362-00
38- 6	1A0-84724-60	35- 7	1J3-25838-00	3-10	1L9-11416-00
38- 9	1A0-84726-60	33-11	1J3-25845-01	3-10	1L9-11416-10
20- 8	1A1-15316-00	35-11	1J3-25845-01	3-10	1L9-11416-20
11- 8	1A1-17121-00	29- 3	1J3-25852-01	3-10	1L9-11416-30
11-34	1A1-17461-60	23-16	1J3-25852-51	3- 2	1L9-11650-00
34- 6	1A1-25115-00	29- 5	1J3-25854-01	3- 5	1L9-11656-00
34- 7	1A1-25377-00	23-17	1J3-25854-51	3- 5	1L9-11656-10
32- 2	1A1-25398-01	29- 4	1J3-25855-01	3- 5	1L9-11656-20
34- 2	1A1-25398-01	23-18	1J3-25855-51	3- 5	1L9-11656-30
32- 2	1A1-25399-00	23-20	1J3-25862-50	2- 1	1L9-12111-02
34- 2	1A1-25399-00	29- 7	1J3-25867-00	2- 5	1L9-12113-00
18-21	1A8-14991-00	33- 6	1J3-25917-00	2- 4	1L9-12114-00
28-11	1A8-83963-00-98	35- 6	1J3-25917-00	2- 3	1L9-12116-00
26-15	1E6-23441-00	23- 6	1J3-27222-00	2- 7	1L9-12117-00
26-14	1E6-23442-00	23-10	1J3-27231-00	2- 6	1L9-12119-00
28-19	1E6-26342-00	2- 8	1J7-12118-00	2- 2	1L9-12121-02
28-20	1E6-26372-00	17- 6	1J7-13569-00	2- 9	1L9-12151-00
27-26	1E7-23119-00	18-16	1J7-14190-20	2-12	1L9-12156-00
27-10	1E7-23151-00	19-10	1J7-14614-00	2-10	1L9-12159-01
27-11	1E7-23157-00	18-14	1J7-14994-00	4- 2	1L9-12176-00

NUMERICAL INDEX

Ref No.	Part No.	Ref No.	Part No.	Ref No.	Part No.
4- 7	1L9-12210-01	16-14	1L9-15431-10	20- 7	1L9-21317-01
4- 5	1L9-12231-00	7-12	1L9-15436-00	21-14	1L9-21776-01
4- 6	1L9-12241-02	16-12	1L9-15441-00	27-16	1L9-23111-00
9- 1	1L9-13300-00	7-13	1L9-15446-00	27-15	1L9-23114-00
9- 6	1L9-13341-01	16-15	1L9-15451-00	27- 3	1L9-23136-01
9-22	1L9-13345-00	16- 7	1L9-15455-01	27-14	1L9-23144-00
9- 9	1L9-13411-00	16- 2	1L9-15461-00	27- 5	1L9-23145-00
9-10	1L9-13414-00	8-16	1L9-15518-60	27- 4	1L9-23146-00
9-11	1L9-13417-00	7- 1	1L9-15519-00	27- 6	1L9-23156-00
9-15	1L9-13440-90	7-15	1L9-15589-00	27- 8	1L9-23166-00
9-19	1L9-13447-00	7- 3	1L9-15591-00	27-18	1L9-23168-00
9- 2	1L9-13483-00	7- 4	1L9-15592-01	27-12	1L9-23170-02
9- 3	1L9-13484-00	14-13	1L9-15611-00-93	27-17	1L9-23183-00
9- 4	1L9-13486-00	14- 1	1L9-15660-00	30-10	1L9-24181-00
17- 1	1L9-13556-00	3-12	1L9-16111-00	31-18	1L9-24705-00
18-66	1L9-14146-00	10- 2	1L9-16150-01	31- 8	1L9-24723-00
18-47	1L9-14166-00	10- 1	1L9-16301-00	31- 7	1L9-24726-02
17-14	1L9-14451-00	10-16	1L9-16340-00	31- 4	1L9-24741-00
19-11	1L9-14613-00	10- 7	1L9-16351-00	31-10	1L9-24746-00
19- 4	1L9-14714-01	10-10	1L9-16356-00	31- 6	1L9-24769-00
19- 3	1L9-14788-10	10- 4	1L9-16371-00	42- 2	1L9-24872-00
19-17	1L9-14788-10	11- 5	1L9-17131-00	42- 3	1L9-24873-00
18-33	1L9-14918-00	11- 2	1L9-17141-00	32-26	1L9-25181-00
18-22	1L9-14952-00	11-10	1L9-17151-00	34-28	1L9-25367-00
18-65	1L9-14987-00	11- 7	1L9-17161-00	33- 4	1L9-25810-02
18-46	1L9-14988-00	11-24	1L9-17210-00	33- 1	1L9-25831-00
15- 1	1L9-15100-01	11-18	1L9-17221-00	35- 1	1L9-25831-00
15-21	1L9-15122-00	11-21	1L9-17261-00	29-20	1L9-25876-00
15-19	1L9-15123-00	11- 1	1L9-17401-00	28-13	1L9-26311-00
15-20	1L9-15124-00	11-17	1L9-17420-00	23- 1	1L9-27211-00-93
15- 4	1L9-15138-00	1-34	1L9-17811-00	22- 5	1L9-27311-00
16-19	1L9-15362-00	1-32	1L9-17841-00	25-19	1L9-28100-10
16- 1	1L9-15411-10	13-17	1L9-18111-02-93	5- 1	1L9-81600-50
15-15	1L9-15412-00	12- 9	1L9-18141-00	5- 3	1L9-81610-50
16- 6	1L9-15415-01	33- 5	1L9-20000-02	6- 1	1L9-81620-50
16-13	1L9-15417-00	20- 2	1L9-21315-00	6- 2	1L9-81621-50
16- 9	1L9-15421-10	20- 6	1L9-21316-01	6- 3	1L9-81622-50

NUMERICAL INDEX

Ref No.	Part No.	Ref No.	Part No.	Ref No.	Part No.
41-16	1L9-81625-50	22-14	1T3-27451-00	11-29	168-17428-01-03
6- 4	1L9-81631-50	22-15	1T3-27461-00	10-12	168-17428-01-05
6- 5	1L9-81634-50	31- 3	1T4-24741-00	11-14	168-17428-01-05
5- 2	1L9-81650-50	22-10	1T4-27314-00	11-29	168-17428-01-05
6- 9	1L9-81653-50	29-24	1T5-26372-00	25- 6	168-21638-00
5- 4	1L9-81660-50	23-15	1U4-W0042-50	34-14	168-25389-00
8- 1	1L9-81800-60	35- 5	1U4-W0046-01	26- 7	183-23411-00
8- 6	1L9-81810-60	35- 4	1U4-25810-50	26- 5	183-23412-00
8- 8	1L9-81811-60	32-13	1U4-25847-00	34- 1	2A2-W2533-20
8- 9	1L9-81812-60	29- 1	1U4-25850-00	1- 8	2A2-11181-00
8-10	1L9-81813-20	23-14	1U4-25850-50	1-11	2A2-11351-00
8- 7	1L9-81840-60	23- 5	1U4-27212-00	3- 1	2A2-11411-00
8-15	1L9-81847-60	39- 8	1U4-83316-00	3- 7	2A2-11610-00
8- 5	1L9-81850-20	39- 9	1U4-83321-00	3- 7	2A2-11610-10
41-19	1L9-81916-00	39- 7	1U4-83326-00	3- 7	2A2-11610-20
41- 8	1L9-81970-60	32-23	102-18416-00	3- 7	2A2-11610-30
40-19	1L9-82116-01	6- 6	110-81345-21	3- 7	2A2-11610-40
40-18	1L9-82119-00	25-18	116-82131-00	3- 8	2A2-11633-00
40-14	1L9-82122-00	40-13	118-82141-09	17- 2	2A2-13586-00
40- 8	1L9-82310-51	40-15	122-82131-00	17- 3	2A2-13596-00
40-11	1L9-82370-00	37- 9	123-83516-21	18- 5	2A2-14116-01
41-13	1L9-82530-00	37-13	123-83516-21	18-48	2A2-14171-00
41-12	1L9-82539-01	37-27	123-83516-21	18-52	2A2-14172-34
41- 5	1L9-82540-00	13-19	132-18113-01	18-51	2A2-14173-00
39- 1	1L9-83320-K0-93	14- 2	136-17417-00-10	18-50	2A2-14174-00
36- 6	1L9-84310-60	26- 8	136-23415-00	17-13	2A2-14411-00
36- 7	1L9-84315-60	18-11	137-14153-00	17-15	2A2-14421-00
36- 8	1L9-84320-60	12-30	137-15353-00	18-62	2A2-14905-00
36- 2	1L9-84327-60	32- 6	146-25115-00	18-39	2A2-14918-00
36- 1	1L9-84330-61-33	14-18	156-15618-01	18-42	2A2-14922-00
36- 9	1L9-84331-60	26- 2	156-23411-00	18-25	2A2-14923-00
36-10	1L9-84332-60	26- 4	156-23412-00	18-64	2A2-14926-00
36-12	1L9-84334-60	30-13	156-24186-00	18-34	2A2-14931-00
36- 5	1L9-84338-60	26- 1	164-23462-00	18-41	2A2-14932-00
36- 3	1L9-84366-61	10- 6	168-16325-00	18- 7	2A2-14933-00
36- 4	1L9-84367-61	10-12	168-17428-01-03	18- 4	2A2-14941-06
4- 1	1M0-12171-00	11-14	168-17428-01-03	18- 8	2A2-14958-00

NUMERICAL INDEX

Ref No.	Part No.	Ref No.	Part No.	Ref No.	Part No.
18-38	2A2-14963-00	28- 5	2H7-83912-00	21- 2	2L0-21721-00-E9
18-32	2A2-14964-00	28- 7	2H7-83945-00	21- 2	2L0-21721-00-H9
18-61	2A2-14977-00	29-10	2J2-83922-00	21- 5	2L0-21781-00
18-20	2A2-14981-06	25- 5	2L0-W2161-00-93	21- 6	2L0-21782-00
18-19	2A2-14984-01	1- 1	2L0-11101-00	24- 1	2L0-22110-00-33
18-18	2A2-14985-00	1-27	2L0-11157-00	24-10	2L0-22210-00
18-13	2A2-14991-00	15-26	2L0-11166-00	24-14	2L0-22311-00-93
18-44	2A2-14995-00	1- 9	2L0-11311-00	27- 1	2L0-23101-00
18-40	2A2-14997-00	43- 1	2L0-11630-00	27- 9	2L0-23110-00
11-22	2A2-17231-00	43- 1	2L0-11630-10	27-29	2L0-23116-00
11-23	2A2-17241-00	43- 1	2L0-11630-20	27-33	2L0-23121-00-93
20- 3	2A2-21315-00	43- 1	2L0-11630-30	27-27	2L0-23122-00-93
32- 1	2A2-25168-20	43- 1	2L0-11630-40	27- 2	2L0-23126-00
40- 8	2A2-82310-50	3- 6	2L0-11631-00-X0	27-34	2L0-23131-00-93
40-30	2A2-82318-00	3- 6	2L0-11631-00-Y0	27-13	2L0-23141-00
38- 1	2A2-84710-60	3- 6	2L0-11635-00	27-28	2L0-23163-00
38- 2	2A2-84711-60	3- 6	2L0-11636-00	27-35	2L0-23318-00
38-10	2A2-84751-60-93	3- 6	2L0-11637-00	27-19	2L0-23340-00-33
38-11	2A2-84753-01	3- 6	2L0-11638-00	26-10	2L0-23435-00-98
18-58	2F0-14589-00	17- 8	2L0-14453-00	30- 1	2L0-24110-00-E9
18-55	2F0-14918-00	19- 7	2L0-14611-00	30- 1	2L0-24110-00-H9
18-54	2F0-14919-00	19- 9	2L0-14612-00	30- 2	2L0-24161-00
18- 6	2F3-14940-00	19- 8	2L0-14621-00	30- 3	2L0-24162-00
18-53	2F3-14946-00	19- 1	2L0-14711-00	30-11	2L0-24182-00
18-57	2F3-14952-00	19- 2	2L0-14721-00	30-12	2L0-24183-00
18-63	2F3-14991-00	18- 1	2L0-14900-60	30-16	2L0-24500-00
30-17	2G2-24512-00	18- 2	2L0-14901-60	30-24	2L0-24514-00
30-19	2G2-24518-00	18- 3	2L0-14902-60	30-26	2L0-24522-00
30-23	2G2-24523-00	20- 1	2L0-21110-00-33	30-25	2L0-24551-00
30-18	2G2-24524-00	21- 9	2L0-21240-00	30- 7	2L0-24602-00
30-20	2G2-24525-00	25-14	2L0-21268-00	31- 1	2L0-24730-90
30-22	2G2-24534-00	19-18	2L0-21445-00	31- 2	2L0-24731-00
37- 3	2G2-83569-A0	25- 1	2L0-21510-00-93	31-15	2L0-24768-00
28-12	2H7-26240-00	25-13	2L0-21620-00	29-19	2L0-25872-00
28- 2	2H7-26241-00	20-22	2L0-21645-00	23-23	2L0-25872-50
28-22	2H7-26290-00	21- 1	2L0-21711-00-E9	29-25	2L0-25875-00
28-21	2H7-26290-10	21- 1	2L0-21711-00-H9	28- 1	2L0-26111-00

NUMERICAL INDEX

Ref No.	Part No.	Ref No.	Part No.	Ref No.	Part No.
28-15	2L0-26335-00	18-49	256-14135-00	24- 2	341-22184-00
22- 1	2L0-27111-00	18-12	256-14142-42	32-16	341-25137-00
22-11	2L0-27410-00	18-56	256-14919-00	32-14	341-25149-00
22-23	2L0-27417-00	18-28	256-14922-01	32-15	341-25846-00
22-12	2L0-27420-00	18-27	256-14934-01	20-20	341-26397-01
22-24	2L0-27432-00	18-31	256-14937-00	31-20	341-28185-00
22-25	2L0-27442-00	18-36	256-14953-00	31-22	341-28188-00
40-27	2L0-81910-50	26-12	256-23434-01	41- 4	341-82504-02
40-17	2L0-82115-00	39- 4	256-83311-70	28- 4	341-82911-00
40-23	2L0-82171-00	39-17	256-83311-70	39- 3	341-83313-70
41- 1	2L0-82508-50	38- 3	256-84714-61	39-16	341-83313-70
40- 1	2L0-82590-51	22-34	262-21399-00	39- 5	341-83333-70
39-14	2L0-83340-E0-93	14-11	278-15621-00	39-18	341-83333-70
39-20	2L0-83354-00	14- 5	278-15676-00	32-18	351-25135-00
39-21	2L0-83364-00	11-31	278-17424-00	32-22	351-25138-00
40- 4	2L0-83371-20	11-28	278-17425-00	27-36	355-85111-00
37-16	2L0-83507-00	13-12	278-18101-01	12- 1	360-18541-00
37-17	2L0-83508-00	13-10	278-18127-00	29-18	360-25862-00
37-26	2L0-83509-A0	13-16	278-18131-00	41-20	360-81950-10
37- 1	2L0-83519-00	12-24	278-18531-00	40-12	366-82110-60
37-14	2L0-83520-A0	12-25	278-18535-00	3- 3	371-11654-01
37-10	2L0-83536-A0	12-13	278-18542-00	14- 3	371-15641-01
37-12	2L0-83540-A0	12-28	278-18547-02	14- 7	371-15666-00
37-35	2L0-83550-00	12-11	278-18566-00	10-14	371-16357-02
37-36	2L0-83560-00	18-37	306-14970-00	10-18	371-16396-00
37- 2	2L0-83568-A0	32-24	306-25136-00	24- 5	371-22128-00
37- 7	2L0-83570-A0	13- 1	328-18128-00	24- 6	371-22141-00
28- 3	2L0-83973-00	13- 3	328-18151-00	31-16	371-24728-00
38-17	2L0-84717-00	12-18	328-18179-00	19-16	371-27114-00
37- 7	2L1-83570-E0	12- 3	328-18185-00	31- 5	371-27114-00
27-30	2M0-23395-00	12- 8	328-18352-10	8- 4	371-81809-20
10-17	214-16347-01	12-20	328-18511-00	8-14	371-81826-20
10-22	214-16389-00	12-21	328-18512-00	8- 3	371-81844-20
13- 5	214-18178-00	12- 6	328-18561-00	8- 2	371-81845-20
18-15	239-14195-00	12-16	328-18562-00	8-13	371-81847-20
24- 4	240-22127-00	7- 6	341-15580-05	21-17	371-82121-00
25-11	248-21635-00	7- 8	341-15583-04	10- 5	383-16321-00

NUMERICAL INDEX

Ref No.	Part No.	Ref No.	Part No.	Ref No.	Part No.
32-10	401-25367-00	15- 6	90105-06074	23-12	90153-06008
32-21	404-25191-00	1-20	90105-06075	10- 9	90159-06010
20-19	437-83936-00	15- 7	90105-06076	29-12	90170-06010
28-18	437-83936-00	15- 8	90105-06077	2-11	90170-06128
20-21	437-83936-10	4- 3	90105-07087	23-13	90170-06184
38- 8	437-84525-60	20-14	90105-08022	3- 4	90170-08129
22-27	447-27431-00	1-21	90105-08078	35-17	90170-08158
22-26	447-27433-00	1- 5	90105-08079	20-15	90170-10159
22-28	447-27441-00	1-22	90105-08079	24- 9	90170-14174
40-11	512-82370-10	1-23	90105-08080	22- 7	90171-10012
29- 2	535-20000-60	15- 9	90105-08081	32-12	90171-14020
18-17	537-14186-00	15-10	90105-08082	34-30	90171-14020
18-60	583-14589-00	15- 2	90105-08084	24-12	90176-10013
18-30	584-14934-00	15-11	90105-08084	28-17	90179-08148
18-29	584-14992-00	33- 8	90105-08092	10-21	90179-08179
28-14	584-26393-01	35- 8	90105-08092	11-36	90179-18020
39-11	584-82519-00	3-13	90105-10085	26- 9	90179-25033
37-19	584-83523-00	26-11	90105-14102	21- 8	90183-04005
37-22	584-83546-00	26-16	90106-08032	27-32	90183-04005
37- 8	584-83578-71	24-13	90106-10025	27-24	90185-08054
18-10	620-14231-99	29-14	90109-06465	37-20	90201-05031
18-26	8A7-14969-00	38-12	90109-06465	22-18	90201-06042
30-32	806-24356-00	23- 2	90109-06468	6-13	90201-06060
31-17	90101-06304	38-13	90109-06489	21-12	90201-06067
34-16	90101-08034	35-13	90109-08454	37-29	90201-06067
25- 3	90101-08253	22- 2	90109-10221	25-17	90201-06557
33- 3	90101-08312	10-20	90113-08021	1-35	90201-06605
35- 3	90101-08312	1-30	90116-08046	1-24	90201-06630
5- 7	90101-10105	27- 7	90116-08260	23- 8	90201-08083
33-13	90101-10308	28-16	90123-08046	25- 4	90201-08097
22- 6	90102-10006	29-11	90146-06008	23-25	90201-10118
7-14	90105-06069	30-28	90149-06008	29-16	90201-10118
15-14	90105-06069	13- 6	90149-06017	1-16	90201-10128
1-18	90105-06070	12-31	90149-14031	24-11	90201-10140
15-24	90105-06071	29- 6	90151-05008	42-11	90201-10142
1-19	90105-06073	30- 4	90152-04006	26-18	90201-10149
15- 5	90105-06073	23-19	90153-05014	5- 9	90201-10508

NUMERICAL INDEX

Ref No.	Part No.	Ref No.	Part No.	Ref No.	Part No.
13-14	90201-12575	24- 3	90386-22029	21-10	90480-14102
14-16	90201-15340	21-11	90387-07390	25-12	90480-15061
11- 9	90201-20266	31- 9	90387-07390	22-19	90480-20195
11-25	90201-20266	32- 9	90387-15550	9-16	90480-23193
14- 9	90201-20266	1-12	90387-16547	17-12	90480-50194
9-17	90201-21608	34-12	90387-17536	7- 9	90501-03298
32-17	90201-25286	34-27	90387-17551	12-12	90501-06022
11- 3	90201-25287	34-19	90387-20565	12-29	90501-10062
10- 3	90201-25291	11-33	90387-25192	29-13	90501-10312
32-19	90201-25490	23-24	90401-10034	9-23	90501-10421
34-25	90201-66585	29-17	90401-10034	14-15	90501-12081
21- 7	90202-04003	9-20	90401-20043	9-18	90501-20422
27-31	90202-04003	17- 9	90413-40002	10- 8	90501-26148
30-27	90202-06010	15-18	90430-14042	10-25	90506-10023
35-14	90206-12034	1- 7	90430-14131	22- 9	90506-28100
39-10	90209-08098	2-13	90430-16142	22- 4	90506-45063
22-22	90209-08150	15-29	90430-22144	13- 2	90508-08007
26-13	90209-12151	30-29	90445-07177	22-16	90508-20023
22-29	90209-18070	40-16	90445-08348	14- 6	90508-30051
11- 6	90209-21105	30-30	90445-10133	13- 9	90508-32055
11-19	90209-21105	17-10	90460-45040	23- 4	90508-40344
13-11	90215-08015	17-11	90460-49058	32- 5	90560-15161
24- 8	90215-14113	17- 5	90460-51131	7-10	91310-08015
11-35	90215-21121	17- 7	90460-58124	16- 8	91316-05015
10-23	90240-06005	23-26	90461-10034	5- 5	91316-06015
22-30	90240-06042	25-20	90464-16025	17- 4	91316-06020
23- 7	90240-08013	15-25	90465-08111	5- 6	91316-06030
22-17	90243-08006	15-12	90465-10092	16- 3	91316-06030
30- 5	90249-03123	15-13	90465-10110	16-17	91316-06030
12-22	90250-08017	30-31	90467-07029	16- 4	91316-06040
3-14	90280-04005	15-27	90467-14015	16-11	91316-06040
3-11	90280-05015	31-14	90468-10050	16-18	91316-06040
29-28	90338-09012	26-21	90468-12006	16-10	91316-06065
12-27	90338-22021	14- 4	90468-26045	19- 5	91316-08025
15-17	90340-14034	21- 4	90480-01141	9- 7	91318-08035
15-28	90340-22047	31-21	90480-06007	9-25	91318-08045
		21- 3	90480-12053	10-24	91401-10010

NUMERICAL INDEX

Ref No.	Part No.	Ref No.	Part No.	Ref No.	Part No.
22-31	91401-16012	30- 9	92901-05100	22-21	92901-08100
23- 9	91401-16012	36-17	92901-05100	23-22	92901-08100
35-18	91401-20015	40-21	92901-05100	25- 9	92901-08100
22- 8	91401-20025	40-25	92901-05100	30-14	92901-08100
12-23	91401-25020	27-37	92901-05200	35-16	92901-08100
9- 5	91401-25030	9-13	92901-05600	36-20	92901-08100
32-27	91401-30030	40-22	92901-05600	39-12	92901-08100
34-18	91401-30030	40-26	92901-05600	42- 5	92901-08100
32-25	91609-20014	13- 8	92901-06100	19-15	92901-08200
9-24	91609-20018	23- 3	92901-06100	36-19	92901-08200
31-13	91701-05055	24-16	92901-06100	38-14	92901-08200
1- 4	91810-03014	25-16	92901-06100	19- 6	92901-08600
9- 8	91810-03014	29- 9	92901-06100	20-25	92901-08600
15- 3	91810-03014	29-22	92901-06100	20-30	92901-08600
16- 5	91810-03014	29-27	92901-06100	25-10	92901-08600
16-16	91810-03014	31-11	92901-06100	26-17	92901-08600
1- 6	91810-16016	36-14	92901-06100	26-23	92901-08600
37-32	92501-04008	37-24	92901-06100	27-23	92901-08600
36-13	92501-06010	37-30	92901-06100	35-15	92901-08600
40-28	92501-06012	38-15	92901-06100	5- 8	92901-10100
6-10	92501-06015	40- 6	92901-06100	20-17	92901-10100
18-67	92501-06015	40- 9	92901-06100	22-33	92901-10100
24-15	92501-06015	40-29	92901-06100	26-19	92901-10100
41-17	92501-06015	41-10	92901-06100	27-21	92901-10100
41- 9	92501-06020	41-18	92901-06100	33-14	92901-10100
21-15	92501-06030	6-11	92901-06200	42- 8	92901-10100
31-19	92701-06012	37-23	92901-06200	33-15	92901-10200
12-17	92701-06015	21-16	92901-06600	42- 9	92901-10200
8-12	92901-03100	24-17	92901-06600	25- 7	92901-12200
6- 7	92901-04100	40- 7	92901-06600	32-11	92901-14200
37-33	92901-04100	41- 2	92901-06600	34-29	92901-14200
6- 8	92901-04200	19-14	92901-08100	28- 9	92903-06100
17-17	92901-04600	20- 5	92901-08100	20-24	92903-08200
36-11	92901-04600	20-11	92901-08100	37- 5	92906-04100
37-34	92901-04600	20-18	92901-08100	37- 6	92906-04600
18-24	92901-05100	20-26	92901-08100	23-27	92906-06100
27-38	92901-05100	20-29	92901-08100	10-15	93102-09151

NUMERICAL INDEX

Ref No.	Part No.	Ref No.	Part No.	Ref No.	Part No.
13-13	93102-12106	1-33	93440-12051	19-12	95301-08600
14-10	93102-20108	1- 3	93440-12052	19-13	95301-08600
32- 8	93102-22014	11- 4	93440-25019	20-10	95301-08600
4-10	93102-23152	11-20	93440-25019	20-16	95301-08600
34-11	93102-28022	11-16	93440-52009	20-27	95301-08600
11-32	93102-35109	3- 9	93450-17044	36-21	95301-08600
34- 9	93104-27026	11-13	93450-32042	39-13	95301-08600
32-20	93105-45017	26- 3	93501-04011	42- 6	95301-08600
1-36	93109-07016	26- 6	93501-04011	23-11	95301-08700
2-16	93210-07242	18-59	93501-08001	34-15	95301-08700
28-10	93210-11368	10-13	93505-16006	18-35	95301-12600
9-21	93210-16325	14-14	93507-32009	34-22	95301-12700
1-13	93210-18322	4- 9	93603-07073	26-20	95302-10700
16-20	93210-27194	12-15	93604-08071	37-21	95303-05800
41- 6	93210-29196	12- 4	93604-14012	37-25	95303-06800
1-26	93210-32172	12- 5	93604-22050	26-24	95303-08800
1-10	93210-74316	7-11	93605-09095	28- 8	95601-06100
9-14	93210-88324	7- 7	93615-12088	29-15	95601-06100
11-15	93305-20502	24- 7	93700-06004	22- 3	95601-10100
32- 7	93306-30206	32- 4	94130-18359	22-32	95701-10100
34-10	93306-30309	32- 4	94130-18363	4- 8	95801-06016
34- 8	93306-30417	34- 4	94135-18360	42- 4	95801-08070
11-30	93306-30504	34- 4	94135-18380	42- 7	95801-10025
11-12	93311-22027	32- 3	94227-18119	20- 4	95821-08018
11-27	93311-42032	32- 3	94230-18084	20- 9	95821-08070
12- 2	93315-23612	34- 3	94232-18115	20-13	95821-10045
11-11	93410-20009	34- 3	94235-18090	20-12	95821-10145
11-26	93410-20009	4- 4	94500-02092	9-12	97301-05016
14- 8	93410-20009	7- 2	94552-19058	40- 5	97301-06012
10-11	93410-24042	34-23	94580-20104	7- 5	97301-06014
12-10	93410-30012	34-24	94685-30011	25-15	97301-06014
34-26	93410-65040	1-31	94701-00117	41- 3	97301-06016
30- 6	93430-02001	13- 7	95301-06600	6-12	97301-06020
13- 4	93430-07012	36-15	95301-06600	29-21	97301-06025
12-26	93430-10016	37-31	95301-06600	31-12	97301-06025
13-15	93430-10016	38-16	95301-06600	8-18	97301-06055
14-17	93430-10016	40-10	95301-06600	8-17	97301-06060

NUMERICAL INDEX

Ref No.	Part No.	Ref No.	Part No.	Ref No.	Part No.
30-15	97301-08016				
20-28	97301-08045				
21-13	97302-06025				
28- 6	97303-06022				
25- 8	97303-08025				
36-18	97303-08035				
20-23	97303-08050				
26-22	97303-08055				
23-28	97306-06012				
29-26	97321-06012				
13-18	97321-06020				
22-20	97321-08016				
23-21	97321-08016				
14-12	97321-08030				
29- 8	97323-06025				
27-20	97323-10035				
8-11	98501-03008				
18-45	98501-04008				
17-16	98501-04016				
30- 8	98501-05008				
12-19	98501-05010				
15-16	98501-05010				
10-19	98501-05012				
18- 9	98501-05016				
18-23	98501-05016				
40-20	98501-05016				
40-24	98501-05016				
1-37	98501-05025				
1-29	98501-05035				
36-16	98503-05010				
37- 4	98506-04012				
30-21	98601-03008				
12-14	98701-05012				
41- 7	98701-05012				
12- 7	98701-05020				