

PARTS CATALOGUE

YZF-R1S'06(SP) (4B11) SOUTH AFRICA

YZF-R1S/YZF-R1SV
PARTS CATALOGUE
©2005 by Yamaha Motor Co., Ltd.
1st edition, November 2005
All rights reserved.
Any reprinting or unauthorized use
without the written permission of
Yamaha Motor Co., Ltd.
is expressly prohibited.
Printed in Japan.

A3

YZF-R1S/YZF-R1SV



A4

FOREWORD

This Parts Catalogue is related to the parts for the model(s) on the cover page. When you are ordering replacement parts, please refer to this Parts Catalogue and quote both part numbers and part names correctly.

1. Modifications or additions which have been made after the issue of the Parts Catalogue will be announced in the Parts News.

It is advisable that you make the necessary corrections to the Parts Catalogue according to the Parts News.

2. Abbreviations

The following abbreviations are used in this Parts Catalogue.

“UR” Use specified parts number.

“UN” Use as many as needed.

“AP” Alternate Parts

“LM” Locally Made (Parts need to be ordered locally)

“F#” Frame No. (Applicable machine No.)

“O/S” Over Size

3. The number of components for assembly

- Parts, which are to be supplied in an assembly, are listed with a dot (.) in front of the part name as shown below.
- The numeral appearing to the right of each component part indicates the quantity of parts for each assembly unit.

| PART NO. | DESCRIPTION | Q'TY | REMARKS |
|--------------|--------------------------|------|---------|
| 2F5-83310-60 | FRONT FLASHER LIGHT ASSY | 2 | |
| 115-83311-60 | .BULB (6V-18W) | 1 | |

4. Applicable colours of graphics are represented in the “REMARKS” as shown below.

| PART NO. | DESCRIPTION | Q'TY | REMARKS |
|-----------------|---------------------|------|---------|
| 2N4-24110-00-X5 | FUEL TANK COMP. | 2 | MXR |
| 3J1-24240-10 | .GRAPHIC, FUEL TANK | 1 | FOR MXR |

5. Note that the illustrations for reference in finding parts numbers are not to be used for assembling. When assembling, please use the applicable service manual.


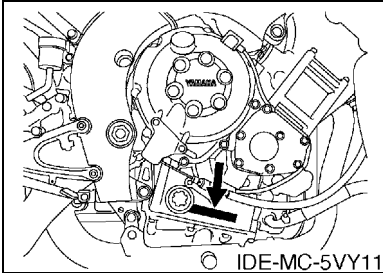
6. The asterisk (*) before a reference number indicates modified items after the first edition.

FOREWORD

7. Applicable Serial No.

Engine Serial No.

Frame Serial No.



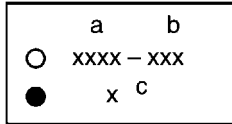
8. Applicable Colour Code (The (*) mark shows Model colour.)

| Abbreviation | Colour Name | Colour Code |
|--------------|---------------------|-------------|
| MBL2 | MAT BLACK 2 | 0582 |
| MBM3 | MAT BLUE METALLIC 3 | 0960 |
| MT2 | MAT TITAN 2 | 0826 |
| SMX(*) | BLACK METALLIC X | 0903 |
| | | |
| | | |
| | | |
| | | |
| | | |

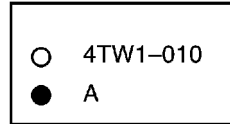
MODEL LABEL

(1) A label called "Model Label" is affixed in the location as indicated in (3) below. When using this parts catalogue, please be sure to cross-reference the "model code – production code No." in the catalogue with the "model code – production code No." indicated on the Model Label affixed onto the product concerned.

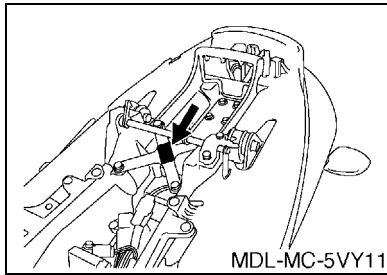
(2) "Model Label" Indication



a: Model Type Code
b: Production Code No.
c: Colouring Type



(3) Model Label Affixing Location



(4) Colouring Information

| Model Code | Colouring Type Code | Colour Code | Colour Name | Abbreviation |
|------------|---------------------|-------------|------------------|--------------|
| 4B11 | A | 0903 | BLACK METALLIC X | SMX |
| 4B12 | A | 0903 | BLACK METALLIC X | SMX |
| 4B13 | A | 0903 | BLACK METALLIC X | SMX |
| | | | | |
| | | | | |
| | | | | |
| | | | | |
| | | | | |
| | | | | |

(5) Model Code – Production Code Number of Model Listed in This Parts Catalogue

| Model Code | Production Code No. | Country (destination) | Model Code | Production Code No. | Country (destination) |
|------------|---------------------|-----------------------|------------|---------------------|-----------------------|
| 4B11 | 010 | EUROPE | | | |
| | 050 | FINLAND | | | |
| | | GREECE | | | |
| | | HUNGARY | | | |
| | 060 | UNITED KINGDOM | | | |
| 4B12 | 070 | IRELAND | | | |
| 4B13 | | SOUTH AFRICA | | | |
| | 020 | BELGIUM | | | |
| | 010 | AUSTRALIA | | | |
| | | | | | |
| | | | | | |
| | | | | | |
| | | | | | |
| | | | | | |
| | | | | | |
| | | | | | |
| | | | | | |
| | | | | | |
| | | | | | |

CONTENTS

ENGINE

| | |
|----------------------------|-----|
| CYLINDER HEAD | B2 |
| CYLINDER | B3 |
| CRANKSHAFT & PISTON | B4 |
| VALVE | B5 |
| CAMSHAFT & CHAIN | B7 |
| WATER PUMP | B8 |
| RADIATOR & HOSE | B10 |
| OIL PUMP | B12 |
| OIL CLEANER | B13 |
| INTAKE | B14 |
| INTAKE 2 | C2 |
| AIR INDUCTION SYSTEM | C4 |
| EXHAUST | C5 |
| CRANKCASE | C8 |
| CRANKCASE COVER 1 | C9 |
| STARTER | C11 |
| CLUTCH | C12 |
| TRANSMISSION | C14 |
| SHIFT CAM & FORK | D2 |
| SHIFT SHAFT | D3 |

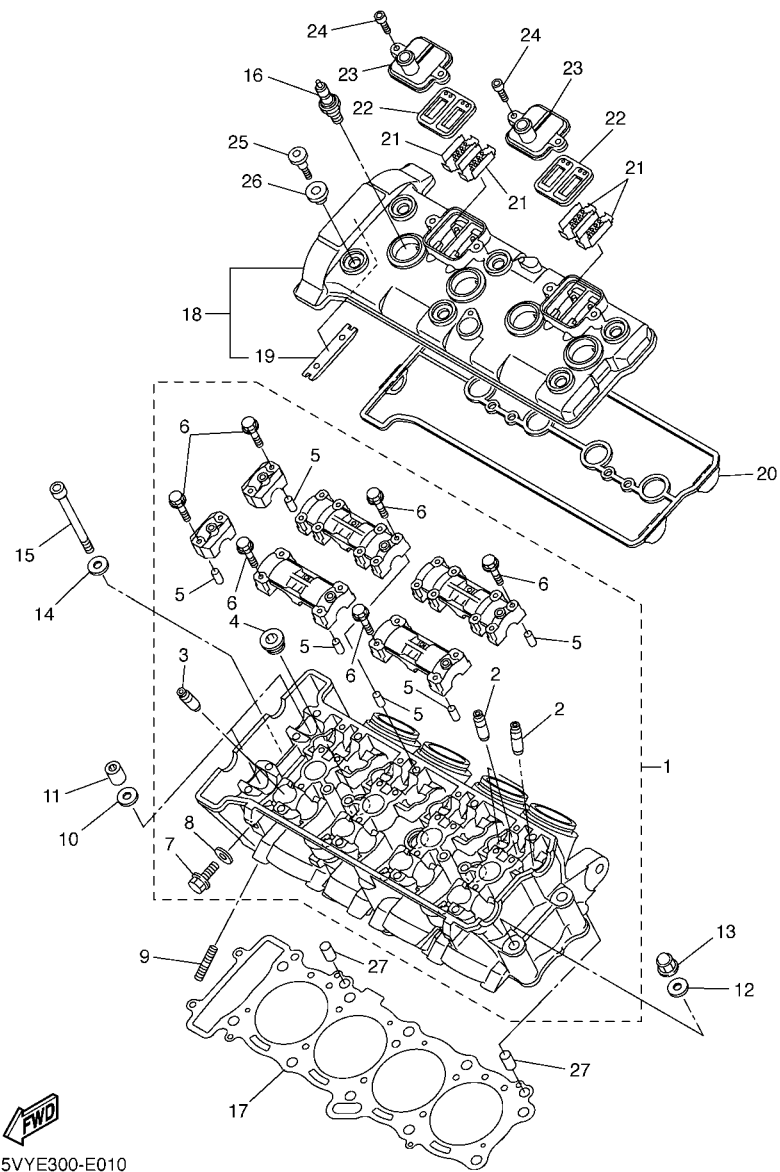
CHASSIS

| | |
|-------------------------------|-----|
| FRAME | D4 |
| FENDER | D6 |
| SIDE COVER | D8 |
| REAR ARM | D9 |
| REAR SUSPENSION | D11 |
| STEERING | D12 |
| FRONT FORK | D13 |
| FUEL TANK | D15 |
| SEAT | E4 |
| FRONT WHEEL | E5 |
| FRONT BRAKE CALIPER | E6 |
| REAR WHEEL | E7 |
| REAR BRAKE CALIPER | E9 |
| STEERING HANDLE & CABLE | E10 |
| FRONT MASTER CYLINDER | E11 |
| STAND & FOOTREST | E13 |
| REAR MASTER CYLINDER | E15 |
| COWLING 1 | F2 |
| COWLING 2 | F4 |

| | |
|-----------------------------|-----|
| GENERATOR | F7 |
| STARTING MOTOR | F8 |
| FLASHER LIGHT | F9 |
| METER | F10 |
| HEADLIGHT | F11 |
| TAILLIGHT | F12 |
| HANDLE SWITCH & LEVER | F13 |
| ELECTRICAL 1 | F14 |
| ELECTRICAL 2 | G2 |

INDEX

| | |
|-----------------------|----|
| NUMERICAL INDEX | M1 |
|-----------------------|----|

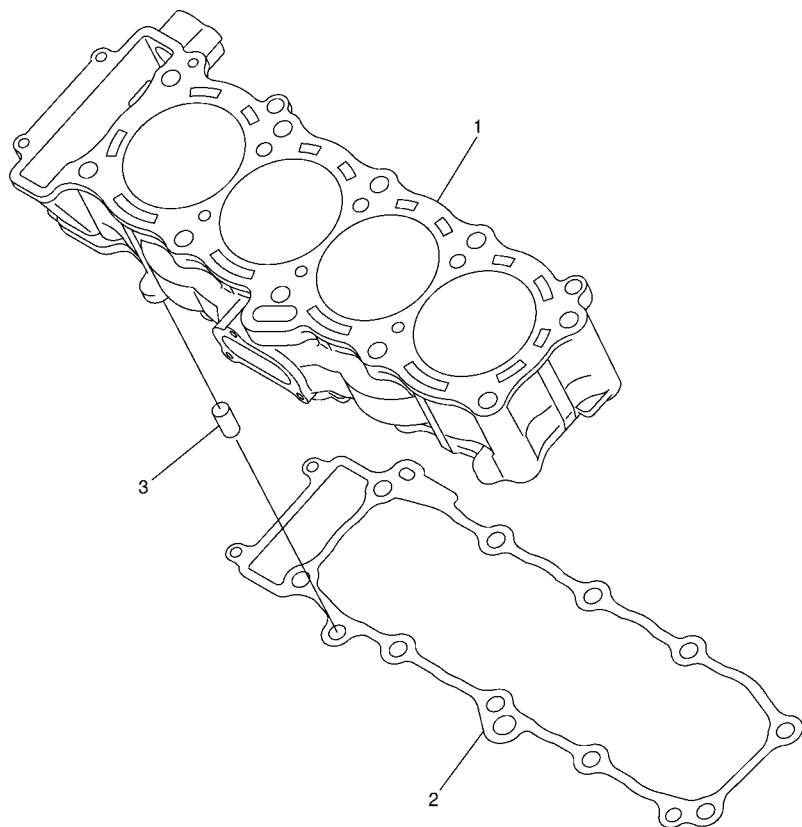


5VYE300-E010

FIG. 1 CYLINDER HEAD

| REF. NO. | PART NO. | DESCRIPTION | 4B11 | 4B12 | 4B13 | REMARKS |
|----------|--------------|---------------------------|------|------|------|---------|
| | | | | | | |
| 1 | 5VY-11101-20 | CYLINDER HEAD ASSY | 1 | 1 | 1 | |
| 2 | 5VY-11133-10 | .GUIDE, VALVE 1 | 12 | 12 | 12 | |
| 3 | 5VY-11134-10 | .GUIDE, VALVE 2 | 8 | 8 | 8 | |
| 4 | 90340-18002 | .PLUG, STRAIGHT SCREW | 3 | 3 | 3 | |
| 5 | 91808-16023 | .PIN, DOWEL | 6 | 6 | 6 | |
| 6 | 90105-06026 | .BOLT, FLANGE | 28 | 28 | 28 | |
| 7 | 95024-06012 | .BOLT, FLANGE | 1 | 1 | 1 | |
| 8 | 90430-06014 | .GASKET | 1 | 1 | 1 | |
| 9 | 95612-08625 | BOLT, STUD | 8 | 8 | 8 | |
| 10 | 90201-10033 | WASHER, PLATE | 8 | 8 | 8 | |
| 11 | 90179-10006 | NUT | 8 | 8 | 8 | |
| 12 | 90201-10033 | WASHER, PLATE | 2 | 2 | 2 | |
| 13 | 90176-10075 | NUT, CROWN | 2 | 2 | 2 | |
| 14 | 90201-06034 | WASHER, PLATE | 2 | 2 | 2 | |
| 15 | 91314-06105 | BOLT | 2 | 2 | 2 | |
| 16 | 94701-00403 | PLUG, SPARK (NGK CR9EK) | 4 | 4 | 4 | |
| 17 | 5VY-11181-00 | GASKET, CYLINDER HEAD 1 | 1 | 1 | 1 | |
| 18 | 5VY-11191-01 | COVER, CYLINDER HEAD 1 | 1 | 1 | 1 | |
| 19 | 5BE-12241-00 | .GUIDE, STOPPER 2 | 1 | 1 | 1 | |
| 20 | 5VY-11193-10 | GASKET, HEAD COVER 1 | 1 | 1 | 1 | |
| 21 | 5VY-1482K-00 | PLATE | 4 | 4 | 4 | |
| 22 | 5SL-14890-00 | REED VALVE ASSY | 2 | 2 | 2 | |
| 23 | 5VY-14899-00 | CAP, CASE | 2 | 2 | 2 | |
| 24 | 90110-06178 | BOLT, HEXAGON SOCKET HEAD | 4 | 4 | 4 | |
| 25 | 90109-066F0 | BOLT | 6 | 6 | 6 | |
| 26 | 5VY-1111G-00 | RUBBER, MOUNT 1 | 6 | 6 | 6 | |
| 27 | 99530-10114 | PIN, DOWEL | 2 | 2 | 2 | |

FIG. 2 CYLINDER

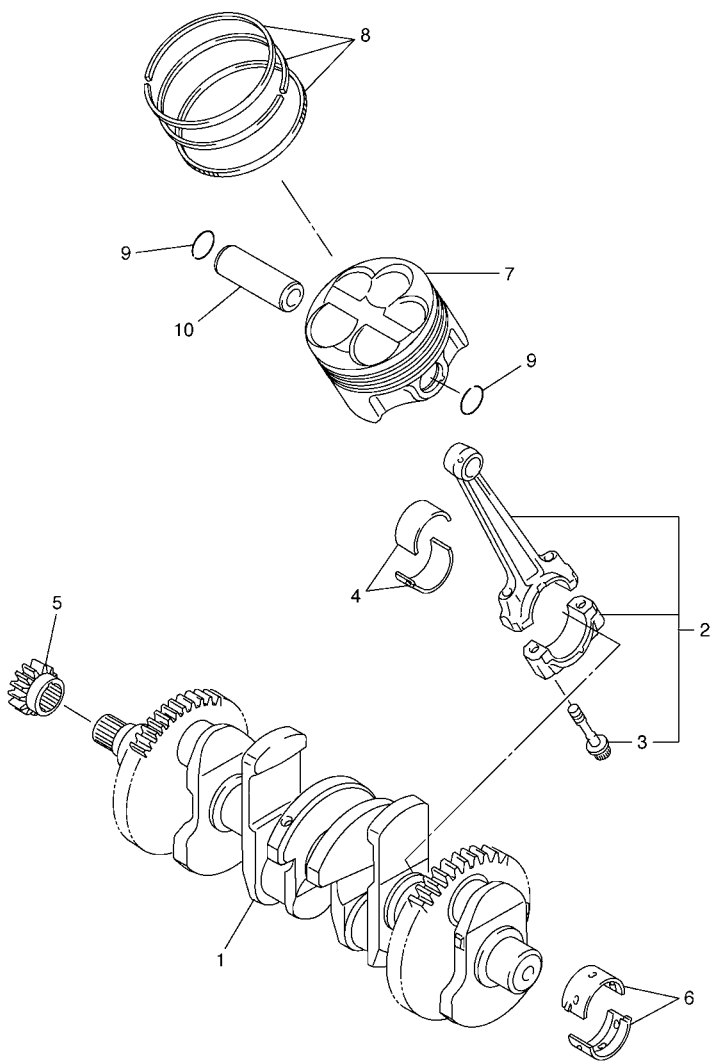


| REF. NO. | PART NO. | DESCRIPTION | 4B11 | 4B12 | 4B13 | REMARKS |
|----------|--------------|------------------|------|------|------|---------|
| | | | | | | |
| 1 | 5VY-11311-00 | CYLINDER 1 | 1 | 1 | 1 | |
| 2 | 5VY-11351-00 | GASKET, CYLINDER | 1 | 1 | 1 | |
| 3 | 99530-10114 | PIN, DOWEL | 2 | 2 | 2 | |
| | | | | | | |
| | | | | | | |
| | | | | | | |
| | | | | | | |
| | | | | | | |
| | | | | | | |



5VY1300-C020

FIG. 3 CRANKSHAFT & PISTON

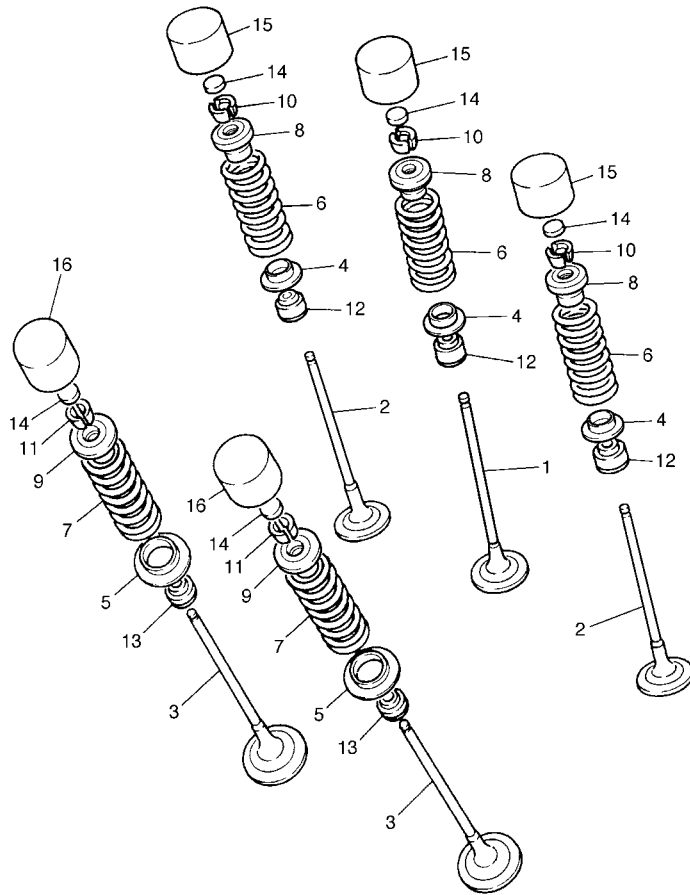


| REF. NO. | PART NO. | DESCRIPTION | 4B11 | 4B12 | 4B13 | REMARKS |
|----------|--------------|-------------------------------|------|------|------|----------|
| | | | | | | |
| 1 | 5VY-11411-01 | CRANKSHAFT | 1 | 1 | 1 | |
| 2 | 5VY-11650-01 | CONNECTING ROD ASSY | 4 | 4 | 4 | |
| 3 | 5VY-11654-01 | .BOLT, CONNECTING ROD | 2 | 2 | 2 | |
| 4 | 5VY-11656-00 | PLANE BEARING, CONNECTING ROD | 8 | 8 | 8 | UR BLUE |
| | 5VY-11656-10 | PLANE BEARING, CONNECTING ROD | 8 | 8 | 8 | UR BLACK |
| | 5VY-11656-20 | PLANE BEARING, CONNECTING ROD | 8 | 8 | 8 | UR BROWN |
| | 5VY-11656-30 | PLANE BEARING, CONNECTING ROD | 8 | 8 | 8 | UR GREEN |
| 5 | 5VY-11549-00 | SPROCKET, CAM CHAIN | 1 | 1 | 1 | |
| 6 | 5VY-11416-A0 | PLANE BEARING, CRANKSHAFT 1 | 10 | 10 | 10 | UR WHITE |
| | 5VY-11416-00 | PLANE BEARING, CRANKSHAFT 1 | 10 | 10 | 10 | UR BLUE |
| | 5VY-11416-10 | PLANE BEARING, CRANKSHAFT 1 | 10 | 10 | 10 | UR BLACK |
| | 5VY-11416-20 | PLANE BEARING, CRANKSHAFT 1 | 10 | 10 | 10 | UR BROWN |
| | 5VY-11416-30 | PLANE BEARING, CRANKSHAFT 1 | 10 | 10 | 10 | UR GREEN |
| 7 | 5VY-11631-10 | PISTON (STD) | 4 | 4 | 4 | |
| 8 | 5VY-11603-01 | PISTON RING SET (STD) | 4 | 4 | 4 | |
| 9 | 90468-12069 | CLIP | 8 | 8 | 8 | |
| 10 | 5VY-11633-00 | PIN, PISTON | 4 | 4 | 4 | |
| | | | | | | |
| | | | | | | |
| | | | | | | |



5VY1300-C030

FIG. 4 VALVE



| REF. NO. | PART NO. | DESCRIPTION | 4B11 | 4B12 | 4B13 | REMARKS |
|----------|--------------|-------------------------|------|------|------|---------|
| | | | | | | |
| 1 | 5VY-12111-00 | VALVE, INTAKE | 4 | 4 | 4 | |
| 2 | 5VY-12112-00 | VALVE, INTAKE 2 | 8 | 8 | 8 | |
| 3 | 5VY-12121-00 | VALVE, EXHAUST | 8 | 8 | 8 | |
| 4 | 5NL-12116-00 | SEAT, VALVE SPRING | 12 | 12 | 12 | |
| 5 | 3GM-12126-00 | SEAT, VALVE SPRING 2 | 8 | 8 | 8 | |
| 6 | 5VY-12113-00 | SPRING, VALVE INNER | 12 | 12 | 12 | |
| 7 | 5VY-12114-00 | SPRING, VALVE OUTER | 8 | 8 | 8 | |
| 8 | 5VY-12117-10 | RETAINER, VALVE SPRING | 12 | 12 | 12 | |
| 9 | 5VY-12127-10 | RETAINER, VALVE SPRING | 8 | 8 | 8 | |
| 10 | 1HX-12118-00 | COTTER, VALVE | 24 | 24 | 24 | |
| 11 | 1WG-12118-00 | COTTER, VALVE | 16 | 16 | 16 | |
| 12 | 4TV-12119-00 | SEAL, VALVE STEM | 12 | 12 | 12 | |
| 13 | 4SV-12119-00 | SEAL, VALVE STEM | 8 | 8 | 8 | |
| 14 | 1HX-12168-00 | PAD, ADJUSTING 2 (1.20) | 20 | 20 | 20 | UR |
| | 1HX-12168-20 | PAD, ADJUSTING 2 (1.25) | 20 | 20 | 20 | UR |
| | 1HX-12168-40 | PAD, ADJUSTING 2 (1.30) | 20 | 20 | 20 | UR |
| | 1HX-12168-60 | PAD, ADJUSTING 2 (1.35) | 20 | 20 | 20 | UR |
| | 1HX-12168-80 | PAD, ADJUSTING 2 (1.40) | 20 | 20 | 20 | UR |
| | 1HX-12168-A0 | PAD, ADJUSTING 2 (1.45) | 20 | 20 | 20 | UR |
| | 1HX-12168-F0 | PAD, ADJUSTING 2 (1.50) | 20 | 20 | 20 | UR |
| | 1HX-12168-H1 | PAD, ADJUSTING 2 (1.55) | 20 | 20 | 20 | UR |
| | 1HX-12168-K1 | PAD, ADJUSTING 2 (1.60) | 20 | 20 | 20 | UR |
| | 1HX-12168-M1 | PAD, ADJUSTING 2 (1.65) | 20 | 20 | 20 | UR |
| | 1HX-12168-R1 | PAD, ADJUSTING 2 (1.70) | 20 | 20 | 20 | UR |
| | 1HX-12168-U1 | PAD, ADJUSTING 2 (1.75) | 20 | 20 | 20 | UR |
| | 1HX-12168-W1 | PAD, ADJUSTING 2 (1.80) | 20 | 20 | 20 | UR |
| | 1HX-12168-Y1 | PAD, ADJUSTING 2 (1.85) | 20 | 20 | 20 | UR |



5VY1300-C040

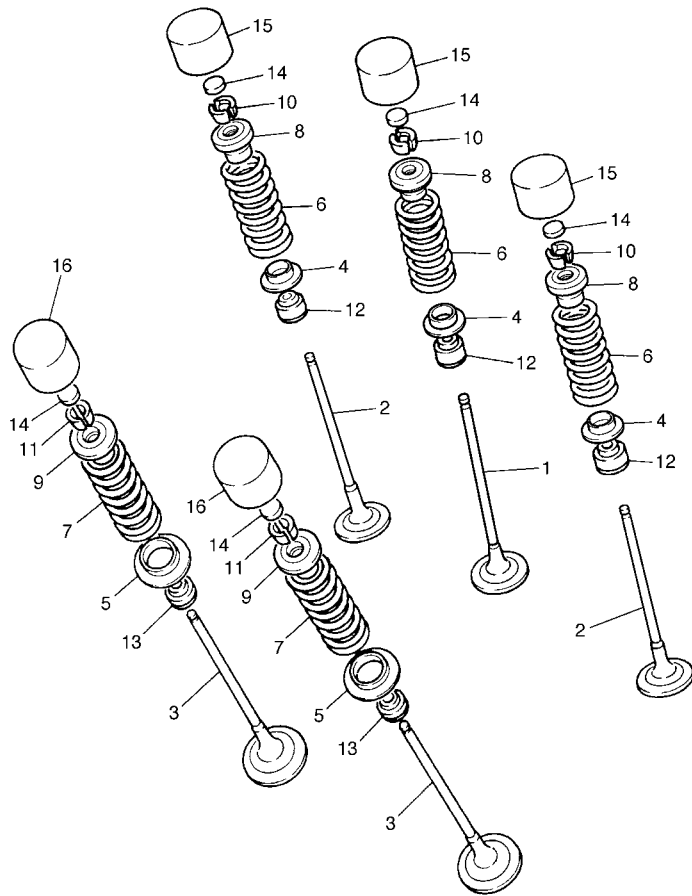


FIG. 4 VALVE

| REF. NO. | PART NO. | DESCRIPTION | 4B11 | 4B12 | 4B13 | REMARKS |
|----------|--------------|-------------------------|------|------|------|----------|
| 14 | 1HX-12169-11 | PAD, ADJUSTING 2 (1.90) | 20 | 20 | 20 | UR |
| | 1HX-12169-31 | PAD, ADJUSTING 2 (1.95) | 20 | 20 | 20 | UR |
| | 1HX-12169-50 | PAD, ADJUSTING 2 (2.00) | 20 | 20 | 20 | UR |
| | 1HX-12169-70 | PAD, ADJUSTING 2 (2.05) | 20 | 20 | 20 | UR |
| | 1HX-12169-90 | PAD, ADJUSTING 2 (2.10) | 20 | 20 | 20 | UR |
| | 1HX-12169-E0 | PAD, ADJUSTING 2 (2.15) | 20 | 20 | 20 | UR |
| | 1HX-12169-G0 | PAD, ADJUSTING 2 (2.20) | 20 | 20 | 20 | UR |
| | 1HX-12169-J0 | PAD, ADJUSTING 2 (2.25) | 20 | 20 | 20 | UR |
| | 1HX-12169-L0 | PAD, ADJUSTING 2 (2.30) | 20 | 20 | 20 | UR |
| | 1HX-12169-N0 | PAD, ADJUSTING 2 (2.35) | 20 | 20 | 20 | UR |
| | 1HX-12169-T0 | PAD, ADJUSTING 2 (2.40) | 20 | 20 | 20 | UR |
| 15 | 3LN-12153-20 | LIFTER, VALVE | 12 | 12 | 12 | UR BLUE |
| | 3LN-12153-30 | LIFTER, VALVE | 12 | 12 | 12 | UR RED |
| | 3LN-12153-09 | LIFTER, VALVE (O/S) | 12 | 12 | 12 | UR GREEN |
| 16 | 3FV-12153-20 | LIFTER, VALVE | 8 | 8 | 8 | UR BLUE |
| | 3FV-12153-30 | LIFTER, VALVE | 8 | 8 | 8 | UR RED |
| | 3FV-12153-09 | LIFTER, VALVE (O/S) | 8 | 8 | 8 | UR GREEN |



5VY1300-C040

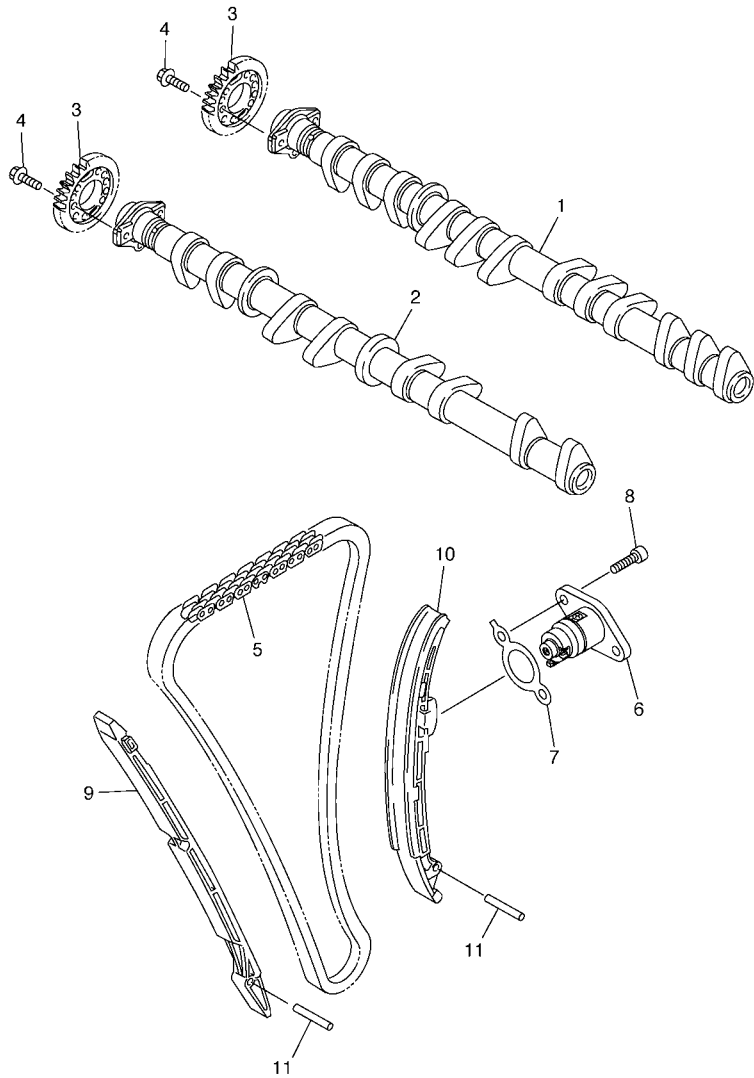
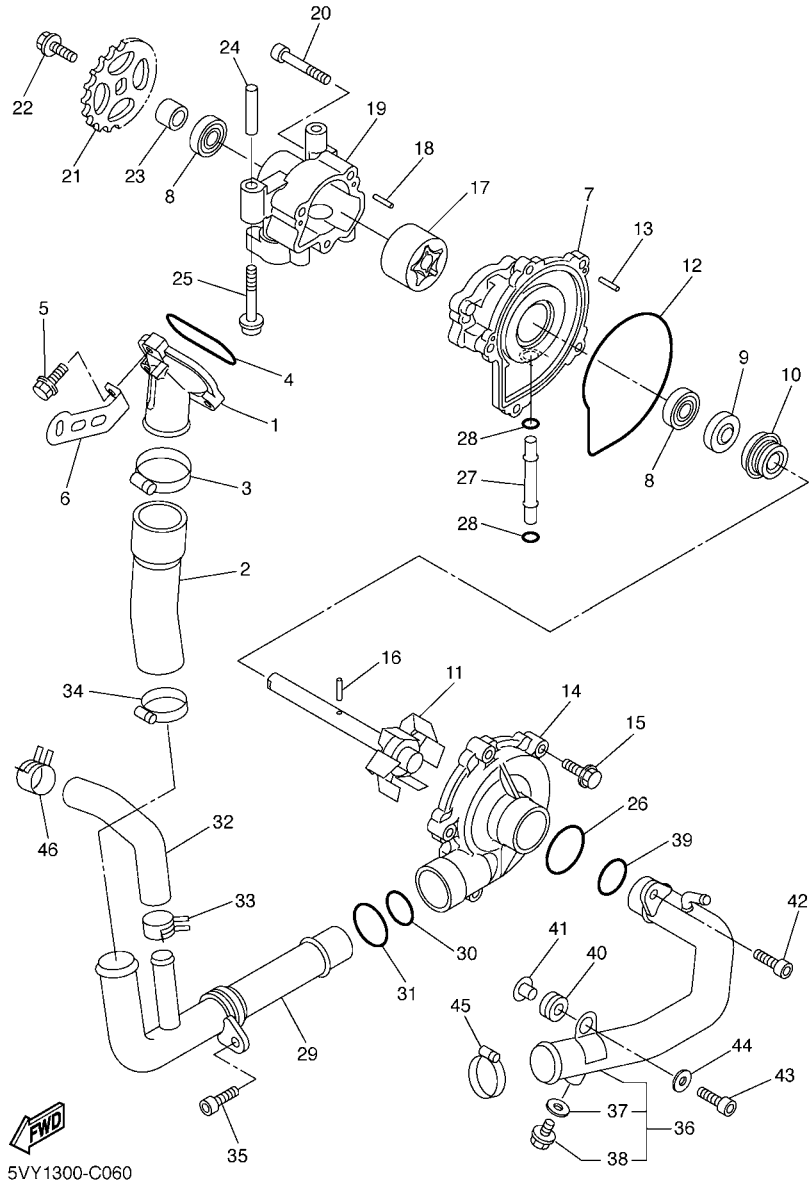


FIG. 5 CAMSHAFT & CHAIN

| REF. NO. | PART NO. | DESCRIPTION | 4B11 | 4B12 | 4B13 | REMARKS |
|----------|--------------|---------------------------|------|------|------|---------|
| 1 | 5VY-12170-10 | CAMSHAFT ASSY 1 | 1 | 1 | 1 | |
| 2 | 5VY-12180-10 | CAMSHAFT ASSY 2 | 1 | 1 | 1 | |
| 3 | 5VY-12176-00 | SPROCKET, CAM CHAIN | 2 | 2 | 2 | |
| 4 | 90105-07006 | BOLT, FLANGE | 4 | 4 | 4 | |
| 5 | 94591-60122 | CHAIN | 1 | 1 | 1 | |
| 6 | 5VY-12210-10 | TENSIONER ASSY, CAM CHAIN | 1 | 1 | 1 | |
| 7 | 2D1-12213-00 | GASKET, TENSIONER CASE | 1 | 1 | 1 | |
| 8 | 91314-06020 | BOLT | 2 | 2 | 2 | |
| 9 | 5VY-12251-00 | DAMPER, CHAIN 1 | 1 | 1 | 1 | |
| 10 | 5VY-12252-00 | DAMPER, CHAIN 2 | 1 | 1 | 1 | |
| 11 | 93607-44190 | PIN, DOWEL | 2 | 2 | 2 | |
| | | | | | | |
| | | | | | | |
| | | | | | | |
| | | | | | | |
| | | | | | | |



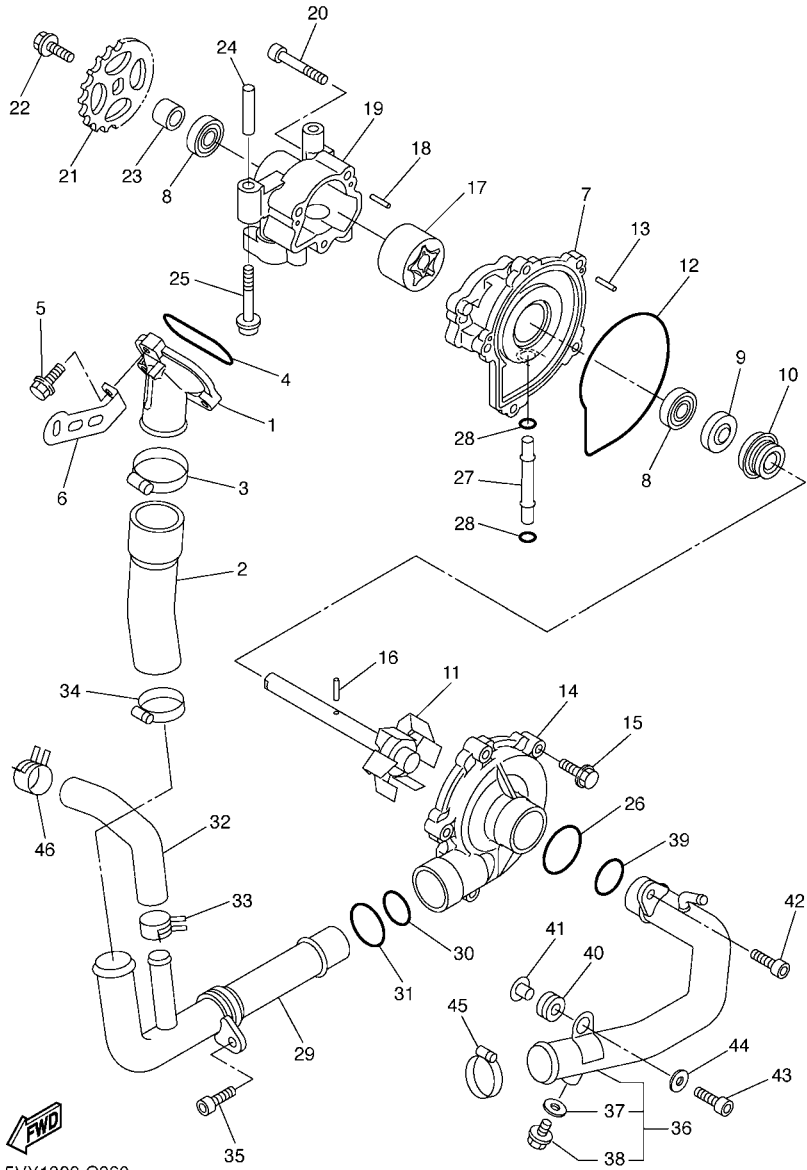
5VYE300-E050



5VY1300-C060

FIG. 6 WATER PUMP

| REF. NO. | PART NO. | DESCRIPTION | 4B11 | 4B12 | 4B13 | REMARKS |
|----------|--------------|---------------------------|------|------|------|---------|
| | | | | | | |
| 1 | 5VY-12469-00 | JOINT 1 | 1 | 1 | 1 | |
| 2 | 5VY-12576-00 | HOSE 1 | 1 | 1 | 1 | |
| 3 | 90450-38040 | HOSE CLAMP ASSY | 1 | 1 | 1 | |
| 4 | 93210-47675 | O-RING | 1 | 1 | 1 | |
| 5 | 95024-06025 | BOLT, FLANGE | 3 | 3 | 3 | |
| 6 | 5VY-12637-00 | STAY 1 | 1 | 1 | 1 | |
| 7 | 5VY-12421-00 | HOUSING, WATER PUMP | 1 | 1 | 1 | |
| 8 | 93306-00106 | BEARING | 2 | 2 | 2 | |
| 9 | 93102-12372 | OIL SEAL | 1 | 1 | 1 | |
| 10 | 11H-12438-10 | SEAL, MECHANICAL | 1 | 1 | 1 | |
| 11 | 5VY-12450-00 | IMPELLER SHAFT ASSY | 1 | 1 | 1 | |
| 12 | 4XV-12439-00 | O-RING | 1 | 1 | 1 | |
| 13 | 93603-12007 | PIN, DOWEL | 2 | 2 | 2 | |
| 14 | 5VY-12422-00 | COVER, HOUSING | 1 | 1 | 1 | |
| 15 | 90105-06065 | BOLT, FLANGE | 5 | 5 | 5 | |
| 16 | 93603-17070 | PIN, DOWEL | 1 | 1 | 1 | |
| 17 | 5VY-13310-10 | ROTOR ASSY 1 | 1 | 1 | 1 | |
| 18 | 93603-12007 | PIN, DOWEL | 2 | 2 | 2 | |
| 19 | 5VY-13336-00 | HOUSING, ROTOR | 1 | 1 | 1 | |
| 20 | 91312-06040 | BOLT | 3 | 3 | 3 | |
| 21 | 5VY-13355-00 | SPROCKET, DRIVEN | 1 | 1 | 1 | |
| 22 | 90105-06066 | BOLT, FLANGE | 1 | 1 | 1 | |
| 23 | 5VY-12456-10 | WASHER | 1 | 1 | 1 | |
| 24 | 91808-30031 | PIN, DOWEL | 1 | 1 | 1 | |
| 25 | 90110-06167 | BOLT, HEXAGON SOCKET HEAD | 2 | 2 | 2 | |
| 26 | 93210-357A2 | O-RING | 1 | 1 | 1 | |
| 27 | 4XV-12485-00 | PIPE 5 | 1 | 1 | 1 | |



5VY1300-C060

FIG. 6 WATER PUMP

| REF. NO. | PART NO. | DESCRIPTION | 4B11 | 4B12 | 4B13 | REMARKS |
|----------|--------------|---------------------------|------|------|------|---------|
| | | | | | | |
| 28 | 93210-06667 | O-RING | 2 | 2 | 2 | |
| 29 | 5VY-12481-10 | PIPE 1 | 1 | 1 | 1 | |
| 30 | 93210-235A1 | O-RING | 1 | 1 | 1 | |
| 31 | 93210-27370 | O-RING | 1 | 1 | 1 | |
| 32 | 5VY-12588-00 | HOSE 5 | 1 | 1 | 1 | |
| 33 | 90467-200A0 | CLIP | 1 | 1 | 1 | |
| 34 | 90450-32001 | HOSE CLAMP ASSY | 1 | 1 | 1 | |
| 35 | 90110-06161 | BOLT, HEXAGON SOCKET HEAD | 1 | 1 | 1 | |
| 36 | 5VY-12484-10 | PIPE 4 | 1 | 1 | 1 | |
| 37 | 90430-06014 | .GASKET | 1 | 1 | 1 | |
| 38 | 90153-06002 | .SCREW, HEXAGON | 1 | 1 | 1 | |
| 39 | 93210-235A1 | O-RING | 1 | 1 | 1 | |
| 40 | 90480-12010 | GROMMET | 1 | 1 | 1 | |
| 41 | 90387-06112 | COLLAR | 1 | 1 | 1 | |
| 42 | 90110-06161 | BOLT, HEXAGON SOCKET HEAD | 1 | 1 | 1 | |
| 43 | 90110-06174 | BOLT, HEXAGON SOCKET HEAD | 1 | 1 | 1 | |
| 44 | 90201-06079 | WASHER, PLATE | 1 | 1 | 1 | |
| 45 | 90450-32001 | HOSE CLAMP ASSY | 1 | 1 | 1 | |
| 46 | 90467-200A0 | CLIP | 1 | 1 | 1 | |
| | | | | | | |
| | | | | | | |
| | | | | | | |

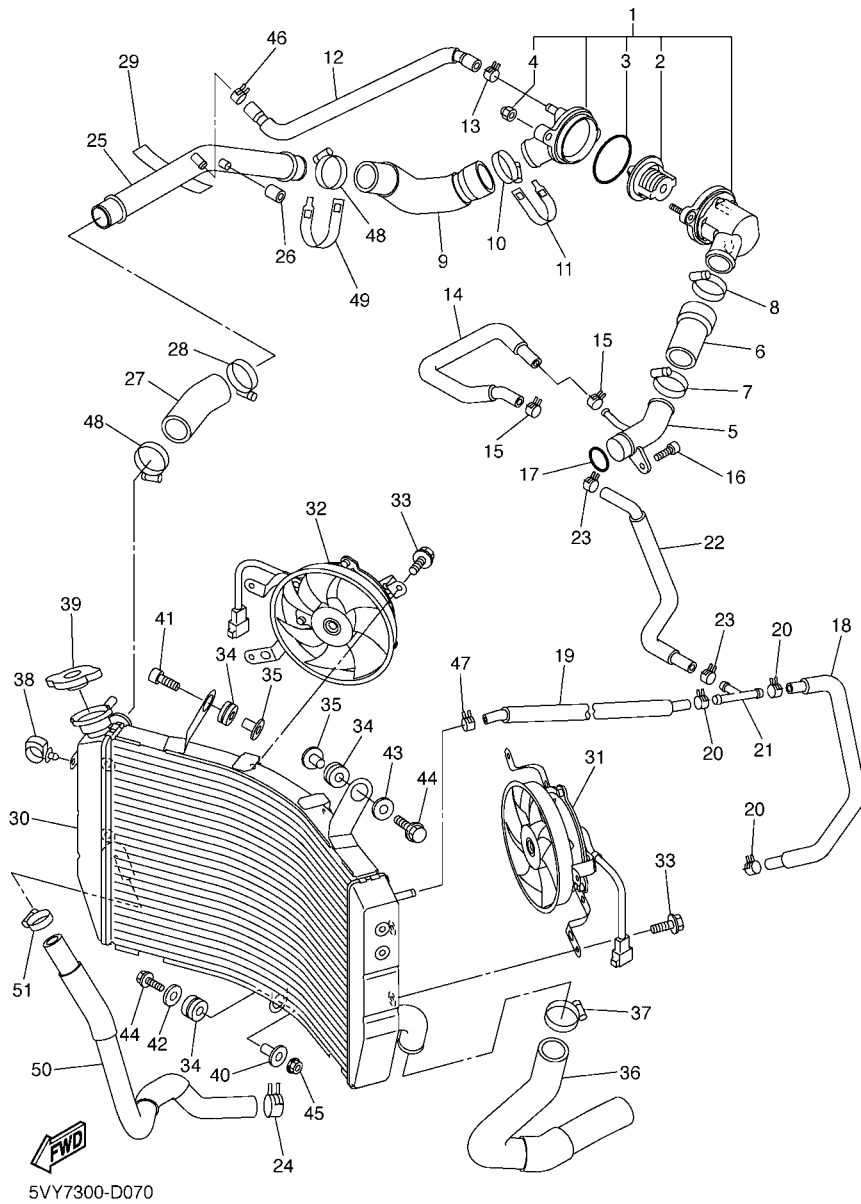


FIG. 7 RADIATOR & HOSE

| REF. NO. | PART NO. | DESCRIPTION | 4B11 | 4B12 | 4B13 | REMARKS |
|----------|--------------|---------------------------|------|------|------|---------|
| | | | | | | |
| 1 | 5VY-12410-10 | THERMOSTAT ASSY | 1 | 1 | 1 | |
| 2 | 5LP-12411-00 | .THERMOSTAT | 1 | 1 | 1 | |
| 3 | 93210-49046 | .O-RING | 1 | 1 | 1 | |
| 4 | 90176-06014 | .NUT, CROWN | 2 | 2 | 2 | |
| 5 | 5VY-12485-10 | PIPE 5 | 1 | 1 | 1 | |
| 6 | 5VY-12579-00 | HOSE 4 | 1 | 1 | 1 | |
| 7 | 90450-35001 | HOSE CLAMP ASSY | 1 | 1 | 1 | |
| 8 | 90450-38040 | HOSE CLAMP ASSY | 1 | 1 | 1 | |
| 9 | 5VY-12577-00 | HOSE 2 | 1 | 1 | 1 | |
| 10 | 90450-38040 | HOSE CLAMP ASSY | 1 | 1 | 1 | |
| 11 | 5GV-1246A-00 | COVER 1 | 1 | 1 | 1 | |
| 12 | 5VY-12552-00 | HOSE 8 | 1 | 1 | 1 | |
| 13 | 90467-11044 | CLIP | 1 | 1 | 1 | |
| 14 | 5VY-1243F-00 | HOSE,3 | 1 | 1 | 1 | |
| 15 | 90467-11090 | CLIP | 2 | 2 | 2 | |
| 16 | 90110-06168 | BOLT, HEXAGON SOCKET HEAD | 1 | 1 | 1 | |
| 17 | 93210-235A1 | O-RING | 1 | 1 | 1 | |
| 18 | 5VY-1243A-00 | HOSE 1 | 1 | 1 | 1 | |
| 19 | 5VY-1244G-00 | HOSE, 4 | 1 | 1 | 1 | |
| 20 | 90467-11090 | CLIP | 3 | 3 | 3 | |
| 21 | 90413-07023 | WAY 3 | 1 | 1 | 1 | |
| 22 | 5VY-1243E-00 | HOSE 2 | 1 | 1 | 1 | |
| 23 | 90467-11090 | CLIP | 2 | 2 | 2 | |
| 24 | 90467-200A0 | CLIP | 1 | 1 | 1 | |
| 25 | 5VY-12483-01 | PIPE 3 | 1 | 1 | 1 | |
| 26 | 90445-11418 | HOSE (L18) | 1 | 1 | 1 | |
| 27 | 5VY-12578-00 | HOSE 3 | 1 | 1 | 1 | |

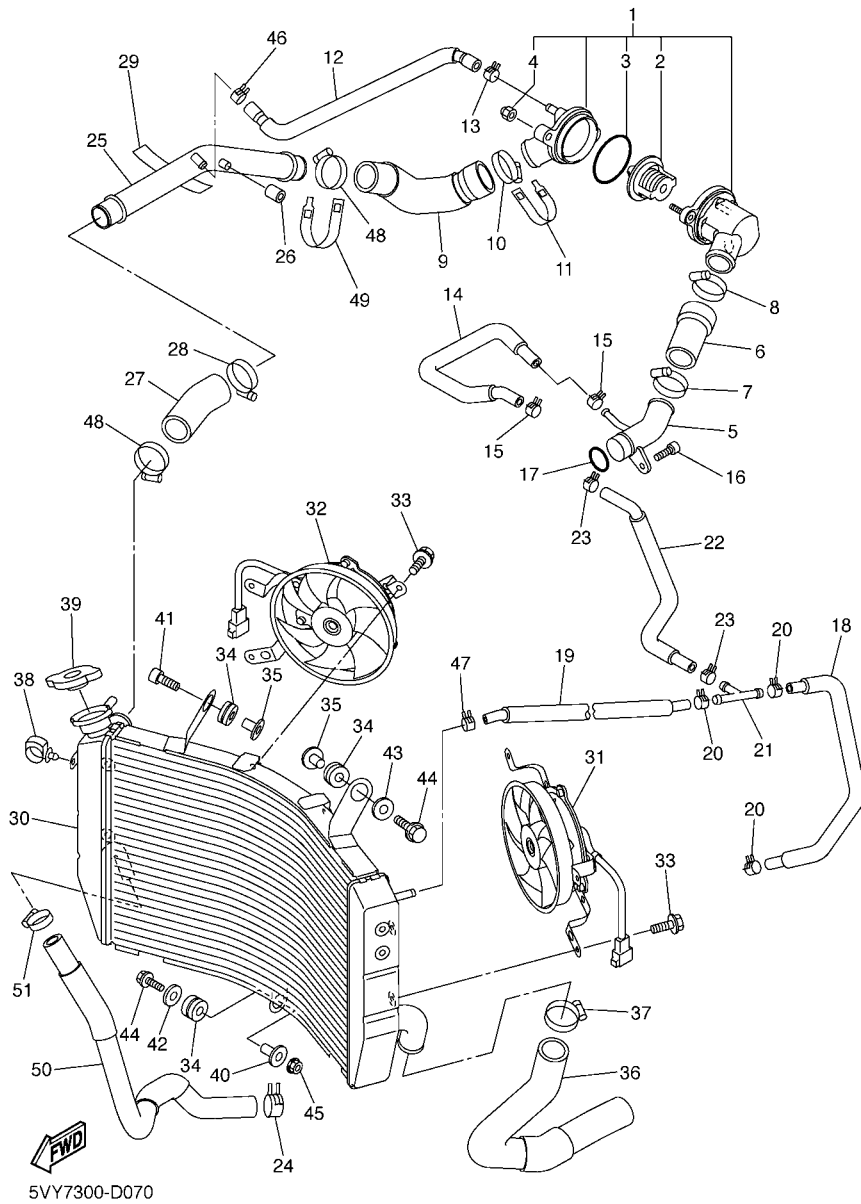
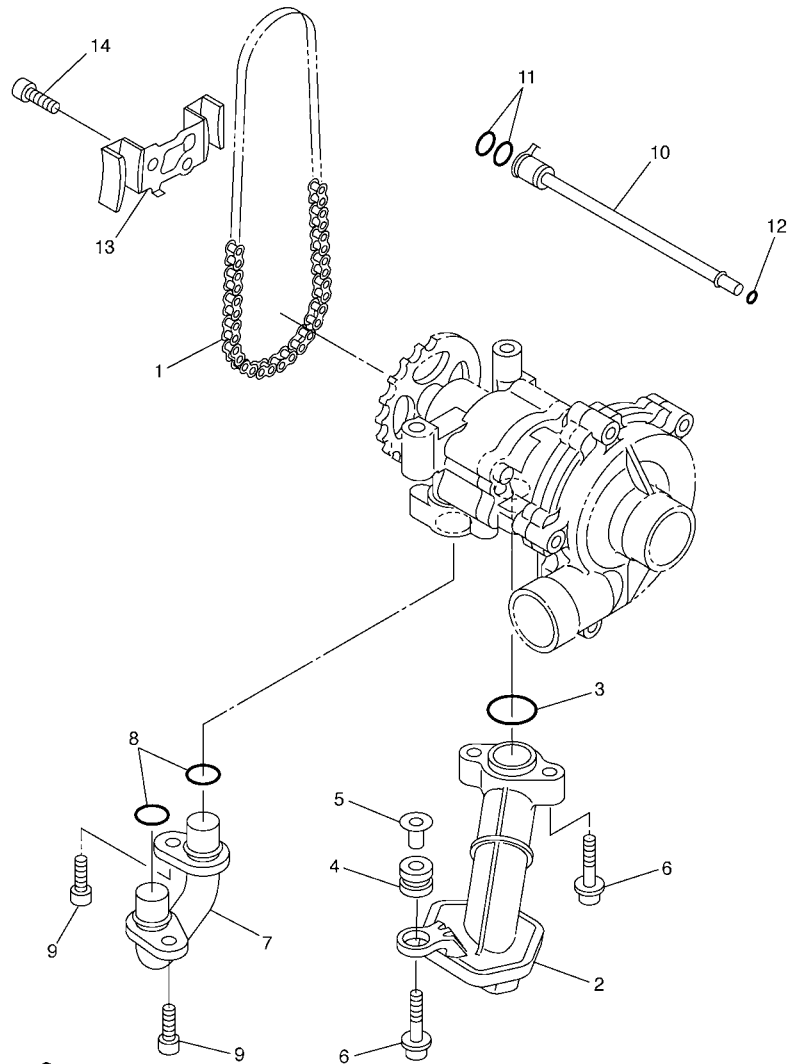


FIG. 7 RADIATOR & HOSE

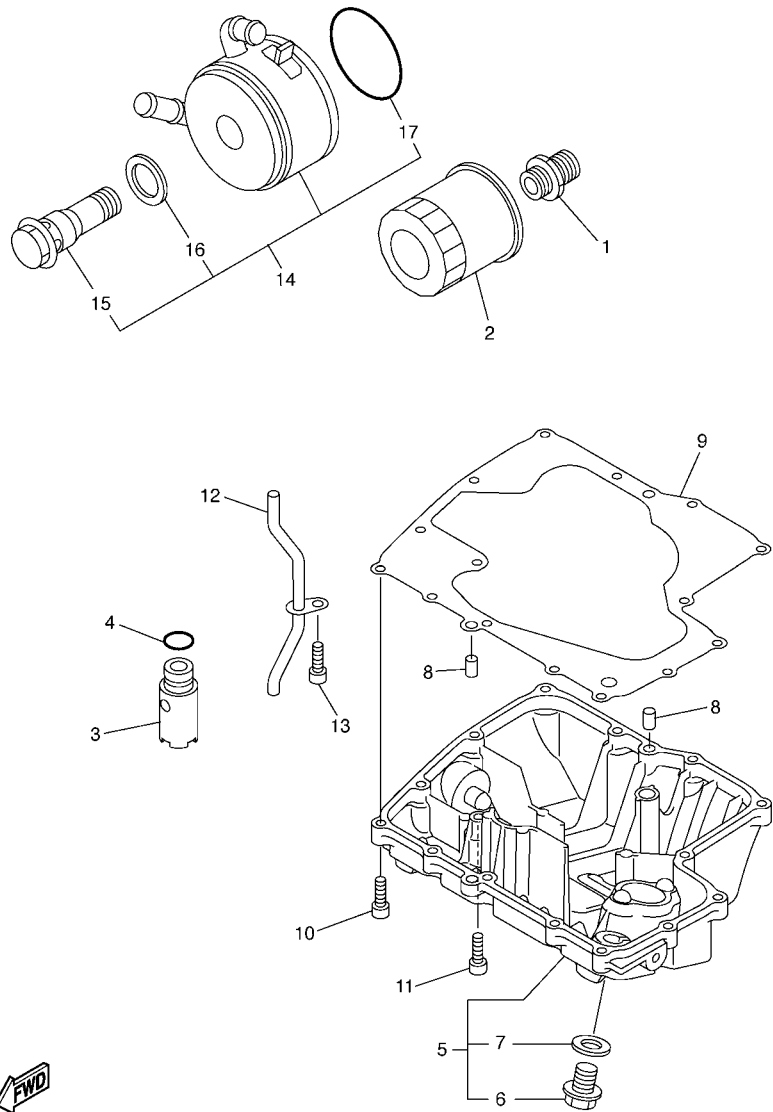
| REF. NO. | PART NO. | DESCRIPTION | 4B11 | 4B12 | 4B13 | REMARKS |
|----------|--------------|----------------------|------|------|------|---------|
| 28 | 90450-35001 | HOSE CLAMP ASSY | 1 | 1 | 1 | |
| 29 | 5VY-12494-00 | SEAL, PIPE 1 | 1 | 1 | 1 | |
| 30 | 5VY-12461-00 | RADIATOR ASSY | 1 | 1 | 1 | |
| 31 | 5VY-12405-00 | BLOWER ASSY | 1 | 1 | 1 | |
| 32 | 5VY-12405-10 | BLOWER ASSY | 1 | 1 | 1 | |
| 33 | 5GJ-12675-00 | BOLT, BLOWER HOLDING | 6 | 6 | 6 | |
| 34 | 90480-15363 | GROMMET | 3 | 3 | 3 | |
| 35 | 90387-0614M | COLLAR | 2 | 2 | 2 | |
| 36 | 5VY-12551-00 | HOSE 7 | 1 | 1 | 1 | |
| 37 | 90450-35001 | HOSE CLAMP ASSY | 1 | 1 | 1 | |
| 38 | 90464-13249 | CLAMP | 1 | 1 | 1 | |
| 39 | 5SL-12462-00 | CAP, RADIATOR | 1 | 1 | 1 | |
| 40 | 90387-0614M | COLLAR | 1 | 1 | 1 | |
| 41 | 91317-06030 | BOLT | 1 | 1 | 1 | |
| 42 | 90201-06071 | WASHER, PLATE | 1 | 1 | 1 | |
| 43 | 90201-06074 | WASHER, PLATE | 1 | 1 | 1 | |
| 44 | 95827-06030 | BOLT, FLANGE | 2 | 2 | 2 | |
| 45 | 95607-06200 | NUT, SELF U-FLANGE | 1 | 1 | 1 | |
| 46 | 90467-12191 | CLIP | 1 | 1 | 1 | |
| 47 | 90467-11090 | CLIP | 1 | 1 | 1 | |
| 48 | 90450-35001 | HOSE CLAMP ASSY | 2 | 2 | 2 | |
| 49 | 5GV-1246E-00 | COVER 2 | 1 | 1 | 1 | |
| 50 | 5VY-12589-01 | HOSE 6 | 1 | 1 | 1 | |
| 51 | 90450-22017 | HOSE CLAMP ASSY | 1 | 1 | 1 | |



5VY1300-C080

FIG. 8 OIL PUMP

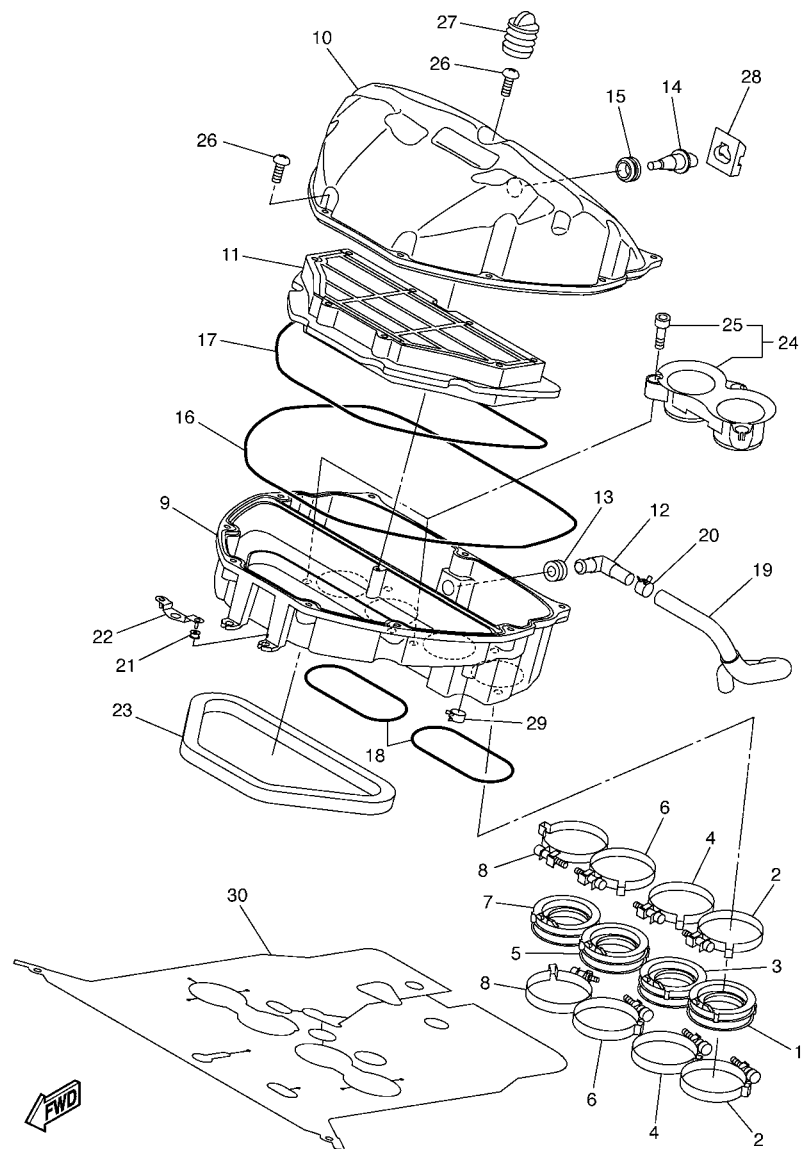
| REF. NO. | PART NO. | DESCRIPTION | 4B11 | 4B12 | 4B13 | REMARKS |
|----------|--------------|---------------------------|------|------|------|---------|
| | | | | | | |
| 1 | 94580-25078 | CHAIN (DID25 78LE) | 1 | 1 | 1 | |
| 2 | 5VY-13410-00 | STRAINER HOUSING ASSY | 1 | 1 | 1 | |
| 3 | 93210-22298 | O-RING | 1 | 1 | 1 | |
| 4 | 90480-13010 | GROMMET | 1 | 1 | 1 | |
| 5 | 5VY-13117-10 | COLLAR, DISTANCE | 1 | 1 | 1 | |
| 6 | 90110-06173 | BOLT, HEXAGON SOCKET HEAD | 3 | 3 | 3 | |
| 7 | 5VY-13416-00 | PIPE, OIL 1 | 1 | 1 | 1 | |
| 8 | 93210-14003 | O-RING | 2 | 2 | 2 | |
| 9 | 90110-06161 | BOLT, HEXAGON SOCKET HEAD | 2 | 2 | 2 | |
| 10 | 5VY-1316E-00 | PIPE, DELIVERY 5 | 1 | 1 | 1 | |
| 11 | 93210-09165 | O-RING | 2 | 2 | 2 | |
| 12 | 93210-06667 | O-RING | 1 | 1 | 1 | |
| 13 | 5VY-13898-00 | HOLDER | 1 | 1 | 1 | |
| 14 | 90110-06182 | BOLT, HEXAGON SOCKET HEAD | 2 | 2 | 2 | |



5VY1300-C090

FIG. 9 OIL CLEANER

| REF. NO. | PART NO. | DESCRIPTION | 4B11 | 4B12 | 4B13 | REMARKS |
|----------|--------------|---------------------------|------|------|------|---------|
| 1 | 90401-20145 | BOLT, UNION | 1 | 1 | 1 | |
| 2 | 5GH-13440-00 | ELEMENT ASSY, OIL CLEANER | 1 | 1 | 1 | |
| 3 | 5VY-13490-00 | RELIEF VALVE ASSY | 1 | 1 | 1 | |
| 4 | 93210-15566 | O-RING | 1 | 1 | 1 | |
| 5 | 5VY-13417-10 | COVER, STRAINER | 1 | 1 | 1 | |
| 6 | 90340-14132 | .PLUG, STRAIGHT SCREW | 1 | 1 | 1 | |
| 7 | 214-11198-01 | .GASKET | 1 | 1 | 1 | |
| 8 | 99530-08012 | PIN, DOWEL | 2 | 2 | 2 | |
| 9 | 5VY-13414-01 | GASKET, STRAINER COVER | 1 | 1 | 1 | |
| 10 | 91312-06025 | BOLT | 14 | 14 | 14 | |
| 11 | 90110-06169 | BOLT, HEXAGON SOCKET HEAD | 1 | 1 | 1 | |
| 12 | 5VY-13161-00 | PIPE, DELIVERY 1 | 1 | 1 | 1 | |
| 13 | 90110-06182 | BOLT, HEXAGON SOCKET HEAD | 1 | 1 | 1 | |
| 14 | 5VY-13470-00 | OIL COOLER ASSY | 1 | 1 | 1 | |
| 15 | 5EB-12822-00 | .BOLT, UNION | 1 | 1 | 1 | |
| 16 | 5EB-13475-00 | .GASKET | 1 | 1 | 1 | |
| 17 | 5JW-13473-00 | .O-RING | 1 | 1 | 1 | |

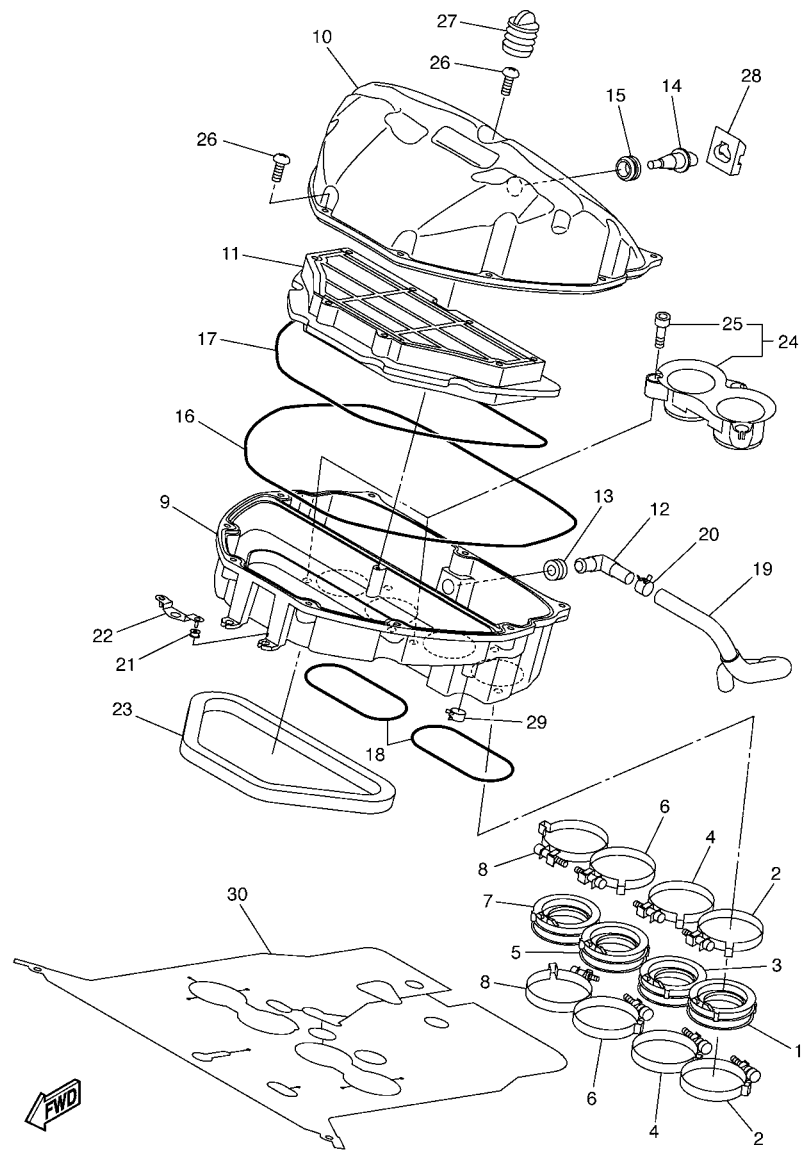


5VYE300-E100



FIG. 10 INTAKE

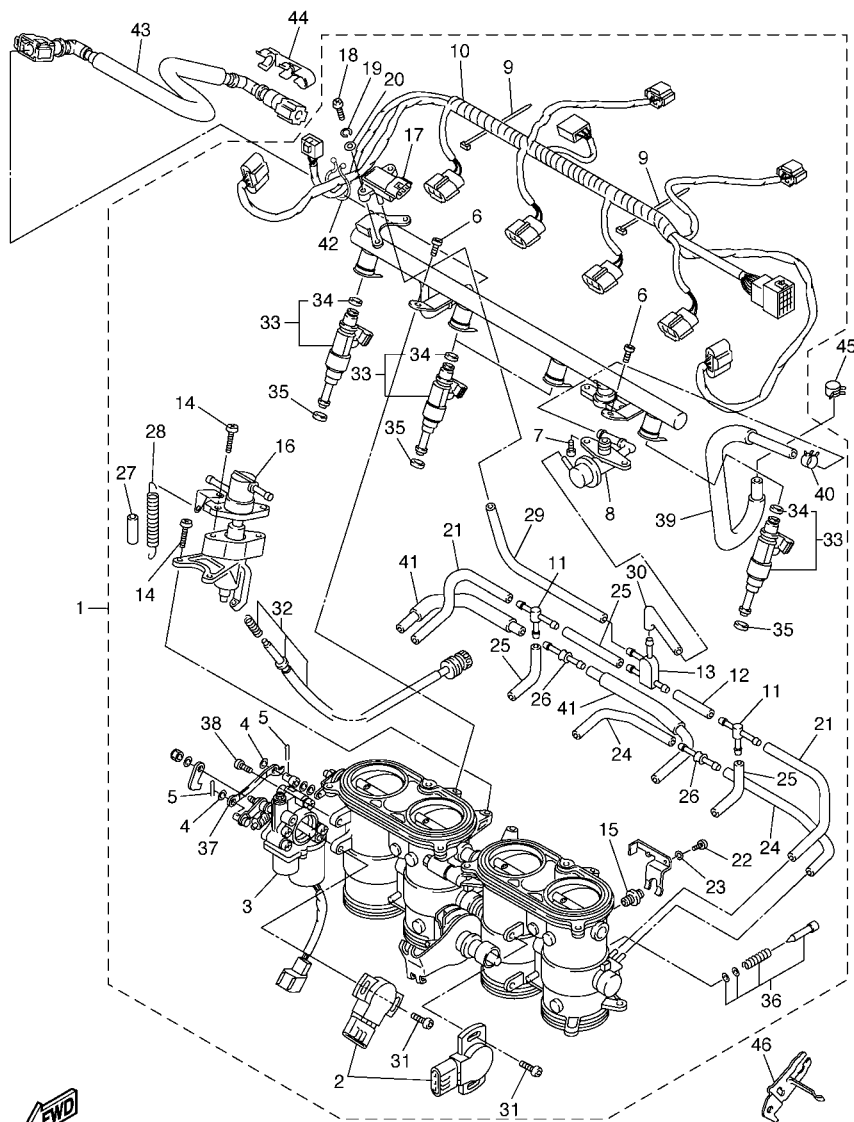
| REF. NO. | PART NO. | DESCRIPTION | 4B11 | 4B12 | 4B13 | REMARKS |
|----------|--------------|------------------------|------|------|------|---------|
| | | | | | | |
| 1 | 5VY-13595-00 | JOINT | 1 | 1 | 1 | |
| 2 | 90450-62002 | HOSE CLAMP ASSY | 2 | 2 | 2 | |
| 3 | 5VY-13596-00 | JOINT, CARBURETOR 2 | 1 | 1 | 1 | |
| 4 | 90450-62002 | HOSE CLAMP ASSY | 2 | 2 | 2 | |
| 5 | 5VY-13597-00 | JOINT, CARBURETOR 3 | 1 | 1 | 1 | |
| 6 | 90450-62002 | HOSE CLAMP ASSY | 2 | 2 | 2 | |
| 7 | 5VY-13598-00 | JOINT, CARBURETOR 4 | 1 | 1 | 1 | |
| 8 | 90450-62002 | HOSE CLAMP ASSY | 2 | 2 | 2 | |
| 9 | 5VY-14411-00 | CASE, AIR CLEANER 1 | 1 | 1 | 1 | |
| 10 | 5VY-14421-00 | CASE, AIR CLEANER 2 | 1 | 1 | 1 | |
| 11 | 5VY-14451-00 | ELEMENT, AIR CLEANER | 1 | 1 | 1 | |
| 12 | 5VY-14419-00 | PIPE | 1 | 1 | 1 | |
| 13 | 31A-14435-00 | GROMMET | 1 | 1 | 1 | |
| 14 | 5CA-85886-00 | SENSOR, AIR TEMPRATURE | 1 | 1 | 1 | |
| 15 | 5VY-14435-00 | GROMMET | 1 | 1 | 1 | |
| 16 | 5VY-14452-00 | SEAL | 1 | 1 | 1 | |
| 17 | 5VY-14462-00 | SEAL | 1 | 1 | 1 | |
| 18 | 5VY-14457-00 | SEAL | 2 | 2 | 2 | |
| 19 | 5VY-15393-00 | PIPE, BREATHER 2 | 1 | 1 | 1 | |
| 20 | 90467-160A1 | CLIP | 1 | 1 | 1 | |
| 21 | 90480-08264 | GROMMET | 2 | 2 | 2 | |
| 22 | 5VY-14498-00 | STAY 1 | 1 | 1 | 1 | |
| 23 | 5VY-14467-00 | SEAL | 1 | 1 | 1 | |
| 24 | 5VY-1440B-00 | JOINT ASSY | 2 | 2 | 2 | |
| 25 | 90109-05005 | .BOLT | 3 | 3 | 3 | |
| 26 | 90154-05021 | SCREW, BINDING | 10 | 10 | 10 | |
| 27 | 5VY-14862-00 | PLUG | 1 | 1 | 1 | |



5VYE300-E100

FIG. 10 INTAKE

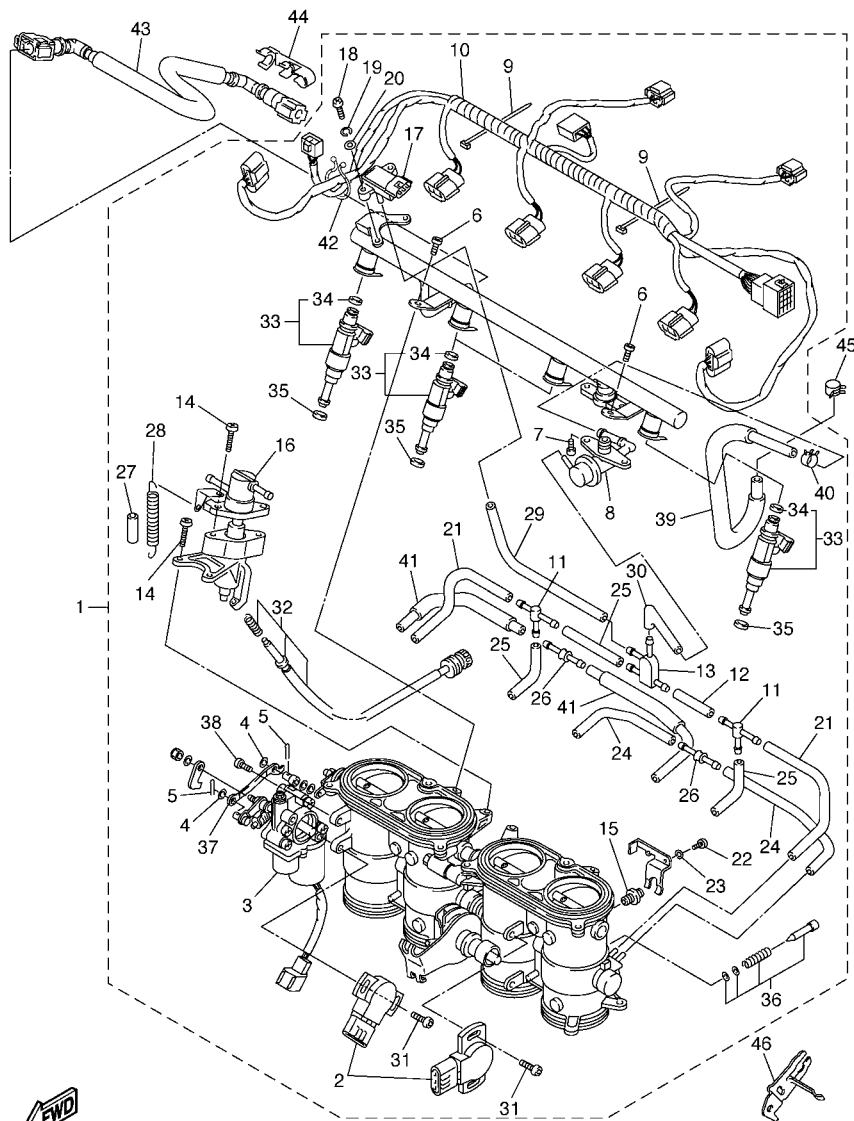
| REF. NO. | PART NO. | DESCRIPTION | 4B11 | 4B12 | 4B13 | REMARKS |
|----------|--------------|-----------------|------|------|------|---------|
| 28 | 5VY-14425-00 | DAMPER 1 | 1 | 1 | 1 | |
| 29 | 90467-14015 | CLIP | 1 | 1 | 1 | |
| 30 | 5VY-12682-00 | PROTECTOR, HEAT | 1 | 1 | 1 | |
| | | | | | | |
| | | | | | | |
| | | | | | | |
| | | | | | | |
| | | | | | | |
| | | | | | | |
| | | | | | | |
| | | | | | | |



5VY1300-C110

FIG. 11 INTAKE 2

| REF. NO. | PART NO. | DESCRIPTION | 4B11 | 4B12 | 4B13 | REMARKS |
|----------|--------------|--------------------------|------|------|------|---------|
| | | | | | | |
| 1 | 5VY-13750-30 | THROTTLE BODY ASSY | 1 | | 1 | |
| 2 | 5FL-85885-02 | .THROTTLE SENSOR ASSY | 2 | 2 | 2 | |
| 3 | 5VY-85850-00 | .GEARED MOTOR COMP. | 1 | 1 | 1 | |
| 4 | 22U-14952-00 | .WASHER | 2 | 2 | 2 | |
| 5 | 91492-12010 | .PIN, COTTER | 2 | 2 | 2 | |
| 6 | 98507-06012 | .SCREW, PAN HEAD | 2 | 2 | 2 | |
| 7 | 98507-05008 | .SCREW, PAN HEAD | 2 | 2 | 2 | |
| 8 | 5VY-13906-00 | .REGULATOR, PRESSURE | 1 | 1 | 1 | |
| 9 | 4KM-14137-00 | .CLIP | 5 | 5 | 5 | |
| 10 | 5VY-82386-00 | .EXTENSION, WIRE HARNESS | 1 | 1 | 1 | |
| 11 | 68V-24376-00 | .PIPE, JOINT 1 | 2 | 2 | 2 | |
| 12 | 5JW-14396-00 | .PIPE | 1 | 1 | 1 | |
| 13 | 5PW-1410F-00 | .CONNECTOR | 1 | 1 | 1 | |
| 14 | 98507-05014 | .SCREW, PAN HEAD | 4 | 4 | 4 | |
| 15 | 5VY-14171-00 | .PLUNGER, STARTER | 2 | 2 | 2 | |
| 16 | 5VY-14204-00 | .CASE, STARTER | 1 | 1 | 1 | |
| 17 | 5VX-82380-00 | .SENSOR, PRESSURE | 1 | 1 | 1 | |
| 18 | 98507-05016 | .SCREW, PAN HEAD | 2 | 2 | 2 | |
| 19 | 92907-05100 | .WASHER, SPRING | 2 | 2 | 2 | |
| 20 | 92907-05600 | .WASHER, PLATE | 2 | 2 | 2 | |
| 21 | 5FL-14349-10 | .PIPE | 2 | 2 | 2 | |
| 22 | 98507-03016 | .SCREW, PAN HEAD | 4 | 4 | 4 | |
| 23 | 92990-03100 | .WASHER, SPRING | 4 | 4 | 4 | |
| 24 | 5PW-14349-00 | .PIPE | 2 | 2 | 2 | |
| 25 | 5PS-14987-00 | .HOSE | 3 | 3 | 3 | |
| 26 | 5PW-14251-00 | .NIPPLE | 2 | 2 | 2 | |



5VY1300-C110

FIG. 11 INTAKE 2

| REF. NO. | PART NO. | DESCRIPTION | 4B11 | 4B12 | 4B13 | REMARKS |
|----------|--------------|---------------------|------|------|------|---------|
| | | | | | | |
| 27 | 5DM-14936-00 | .SEAT, SPRING | 1 | 1 | 1 | |
| 28 | 5JW-14589-00 | .SPRING | 1 | 1 | 1 | |
| 29 | 5SL-14349-00 | .PIPE | 1 | 1 | 1 | |
| 30 | 5VY-14348-00 | .PIPE 1 | 1 | 1 | 1 | |
| 31 | 8CC-14216-10 | .SCREW | 4 | 4 | 4 | |
| 32 | 5PW-14103-00 | .THROTTLE SCREW SET | 1 | 1 | 1 | |
| 33 | 5VY-13761-00 | .INJECTOR ASSY | 4 | 4 | 4 | |
| 34 | 5PS-14147-00 | .O-RING | 1 | 1 | 1 | |
| 35 | 8FP-13556-00 | .GASKET, MANIFOLD | 4 | 4 | 4 | |
| 36 | 5JW-14104-00 | .AIR SCREW SET | 2 | 2 | 2 | |
| 37 | 5VY-14905-00 | .LEVER, STARTER | 1 | 1 | 1 | |
| 38 | 98507-06020 | .SCREW, PAN HEAD | 2 | 2 | 2 | |
| 39 | 5VY-13972-00 | .PIPE, FUEL 2 | 1 | 1 | 1 | |
| 40 | 90467-120A1 | .CLIP | 1 | 1 | 1 | |
| 41 | 5VY-13543-00 | .HOSE, AIR | 2 | 2 | 2 | |
| 42 | 90464-30040 | .CLAMP | 1 | 1 | 1 | |
| 43 | 5VY-13971-00 | PIPE, FUEL 1 | 1 | 1 | 1 | |
| 44 | 90464-16005 | CLAMP | 1 | 1 | 1 | |
| 45 | 90467-12003 | CLIP | 1 | 1 | 1 | |
| 46 | 5VY-14413-00 | STAY | 1 | 1 | 1 | |

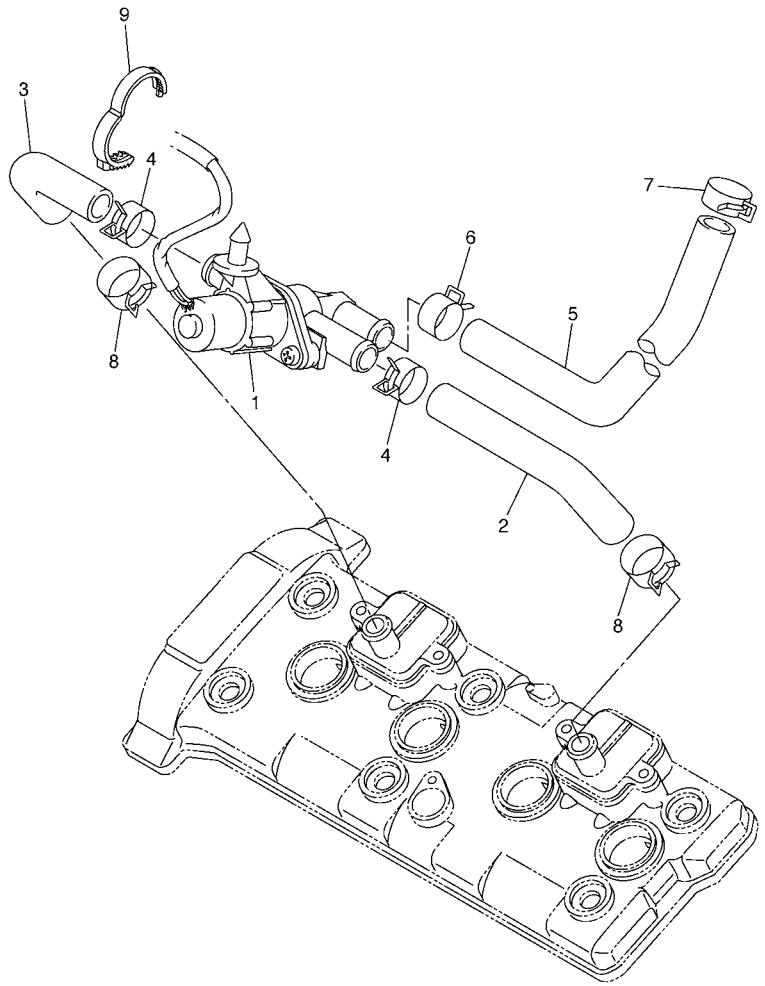
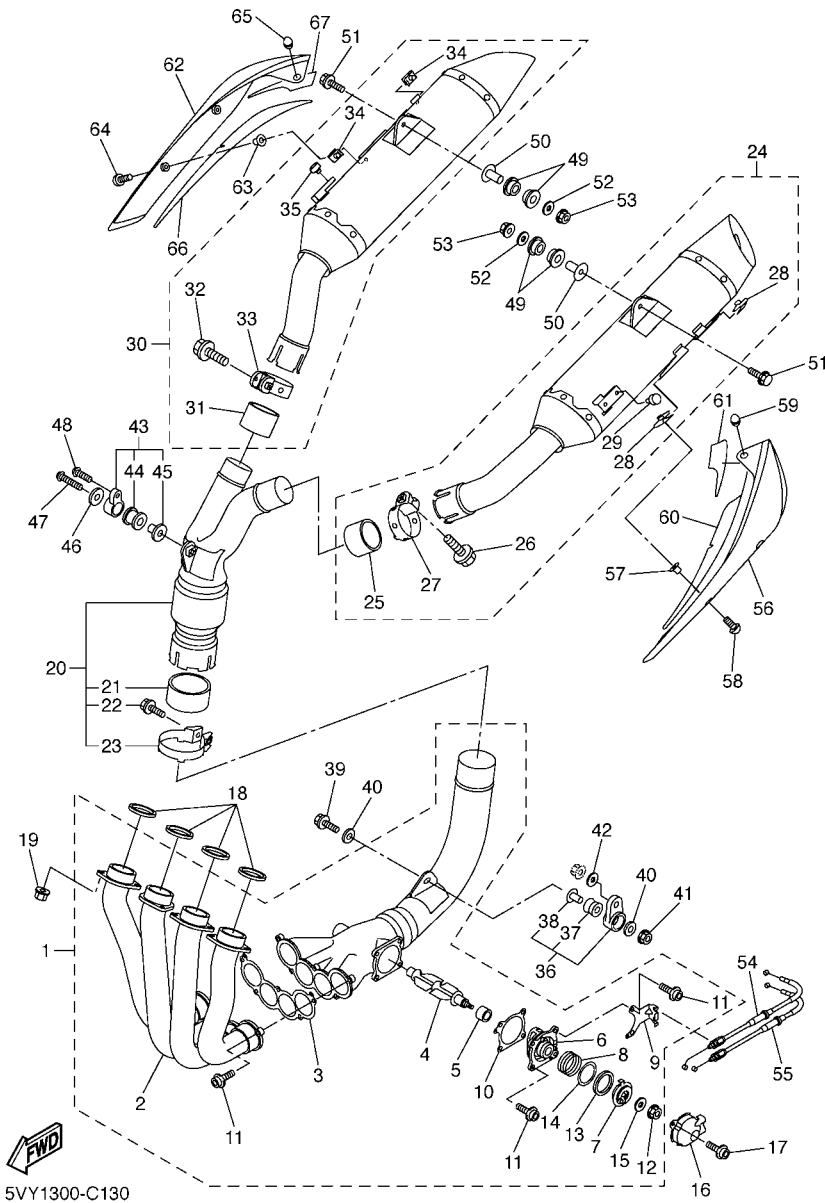


FIG. 12 AIR INDUCTION SYSTEM

| REF. NO. | PART NO. | DESCRIPTION | 4B11 | 4B12 | 4B13 | REMARKS |
|----------|--------------|--------------------|------|------|------|---------|
| | | | | | | |
| 1 | 5VY-14840-00 | AIR CUT VALVE ASSY | 1 | 1 | 1 | |
| 2 | 5VY-14881-00 | HOSE, BEND 1 | 1 | 1 | 1 | |
| 3 | 5VY-14882-00 | HOSE, BEND 2 | 1 | 1 | 1 | |
| 4 | 90467-18172 | CLIP | 2 | 2 | 2 | |
| 5 | 5VY-14883-00 | HOSE, BEND 3 | 1 | 1 | 1 | |
| 6 | 90467-18172 | CLIP | 1 | 1 | 1 | |
| 7 | 90467-17128 | CLIP | 1 | 1 | 1 | |
| 8 | 90467-180A0 | CLIP | 2 | 2 | 2 | |
| 9 | 90464-28003 | CLAMP | 1 | 1 | 1 | |
| ----- | | | | | | |
| ----- | | | | | | |
| ----- | | | | | | |
| ----- | | | | | | |
| ----- | | | | | | |



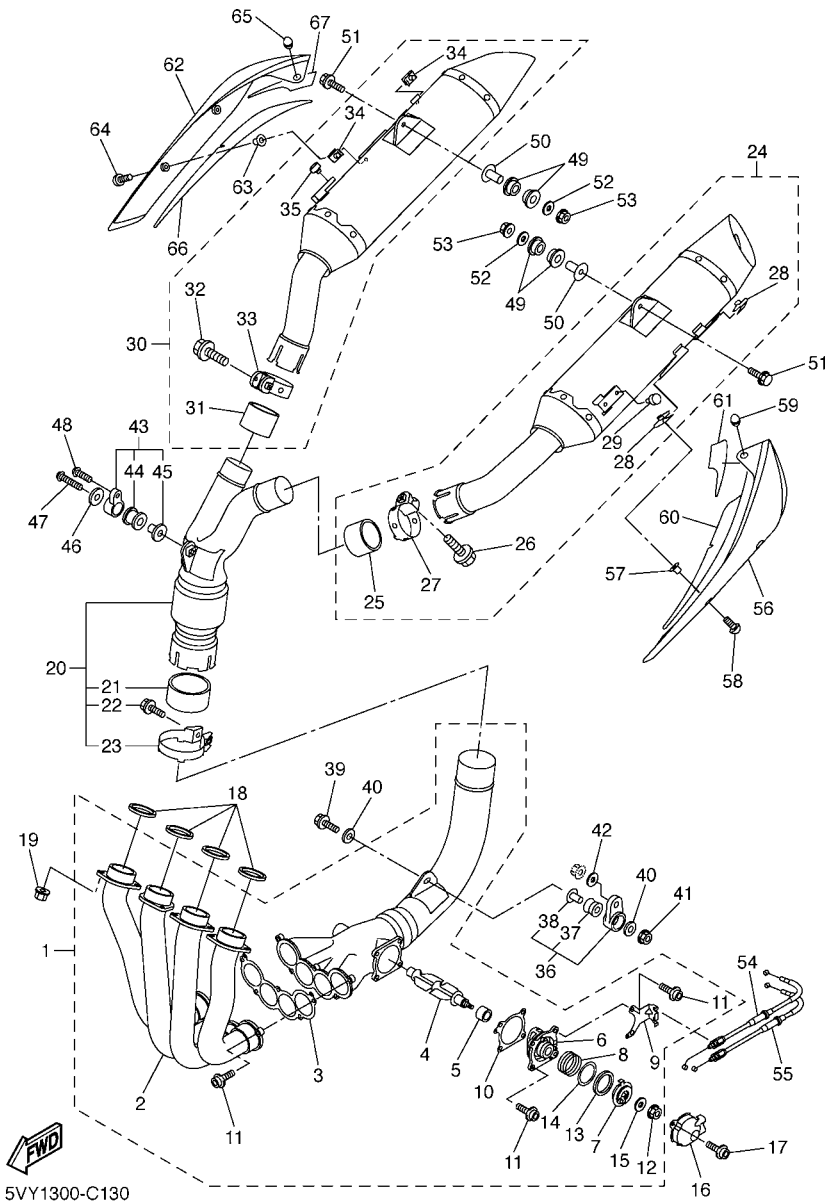
5VYE300-E120



5VY1300-C130

FIG. 13 EXHAUST

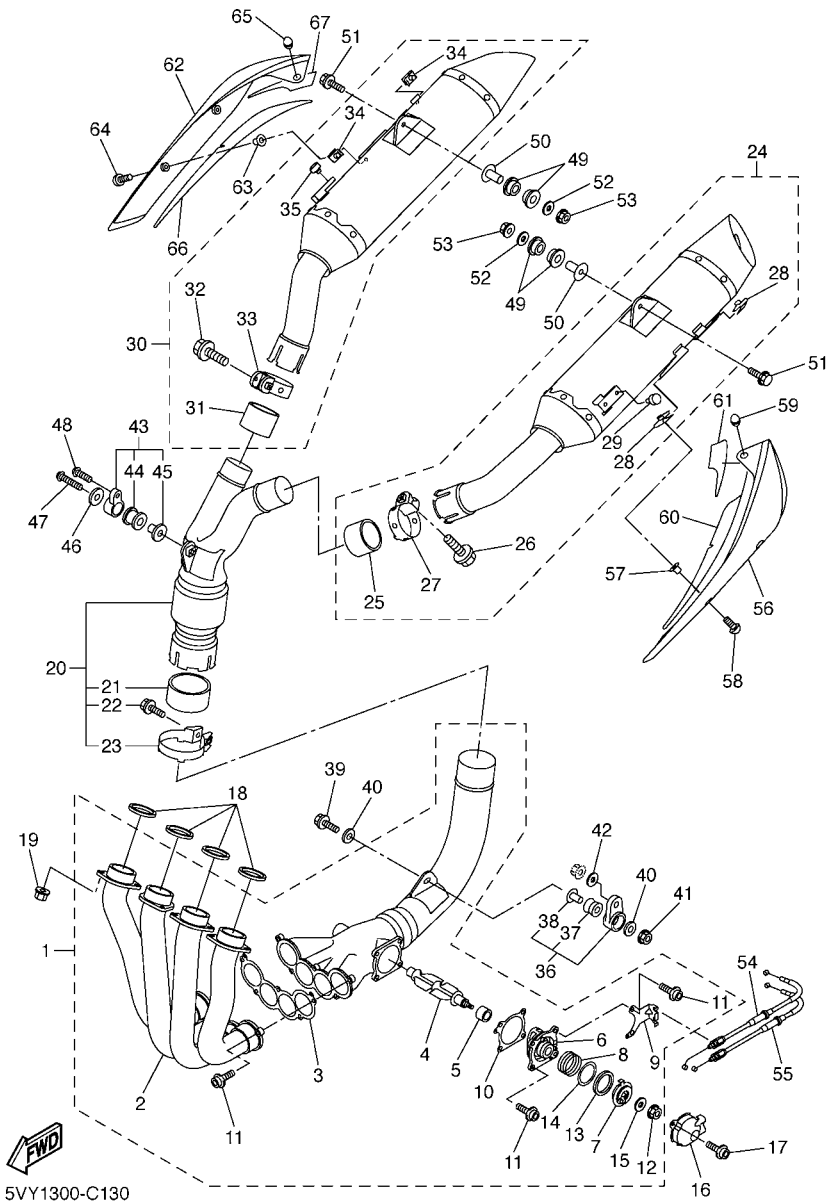
| REF. NO. | PART NO. | DESCRIPTION | 4B11 | 4B12 | 4B13 | REMARKS |
|----------|--------------|----------------------------|------|------|------|---------|
| 1 | 5VY-14610-10 | EXHAUST PIPE ASSY 1 | 1 | 1 | 1 | |
| 2 | 5VY-14602-00 | .EXHAUST PIPE COMP. | 1 | 1 | 1 | |
| 3 | 5VY-14623-00 | .GASKET, EXHAUST PIPE | 1 | 1 | 1 | |
| 4 | 5VY-14821-00 | .ARM, SHAFT (VALVE) | 1 | 1 | 1 | |
| 5 | 5VY-14638-00 | .COLLAR | 1 | 1 | 1 | |
| 6 | 5VY-14811-00 | .HOUSING | 1 | 1 | 1 | |
| 7 | 5VY-14865-10 | .PULLEY | 1 | 1 | 1 | |
| 8 | 5VY-14856-00 | .SPRING | 1 | 1 | 1 | |
| 9 | 5VY-14867-00 | .BRACKET | 1 | 1 | 1 | |
| 10 | 5VY-14643-00 | .GASKET 3 | 1 | 1 | 1 | |
| 11 | 90110-06110 | .BOLT, HEXAGON SOCKET HEAD | 7 | 7 | 7 | |
| 12 | 90179-06M28 | .NUT | 1 | 1 | 1 | |
| 13 | 5VY-14648-00 | .COLLAR 2 | 1 | 1 | 1 | |
| 14 | 5VY-14674-00 | .VALVE, PLATE | 1 | 1 | 1 | |
| 15 | 92990-06200 | .WASHER, PLAIN | 1 | 1 | 1 | |
| 16 | 5VY-14826-00 | PROTECTOR, EXHAUST | 1 | 1 | 1 | |
| 17 | 90110-06110 | BOLT, HEXAGON SOCKET HEAD | 2 | 2 | 2 | |
| 18 | 4FM-14613-00 | GASKET, EXHAUST PIPE | 4 | 4 | 4 | |
| 19 | 90179-08410 | NUT | 8 | 8 | 8 | |
| 20 | 5VY-14740-00 | CATALYST ASSY. | 1 | 1 | 1 | |
| 21 | 5VY-14755-00 | .GASKET, SILENCER | 1 | 1 | 1 | |
| 22 | 95814-08030 | .BOLT, FLANGE | 1 | 1 | 1 | |
| 23 | 5JJ-14715-00 | .BAND, MUFFLER | 1 | 1 | 1 | |
| 24 | 4B1-14710-00 | MUFFLER ASSY 1 | 1 | 1 | 1 | |
| 25 | 5VY-14714-00 | .GASKET, MUFFLER | 1 | 1 | 1 | |
| 26 | 90105-08063 | .BOLT, FLANGE | 1 | 1 | 1 | |
| 27 | 5VY-14715-00 | .BAND, MUFFLER | 1 | 1 | 1 | |



5VY1300-C130

FIG. 13 EXHAUST

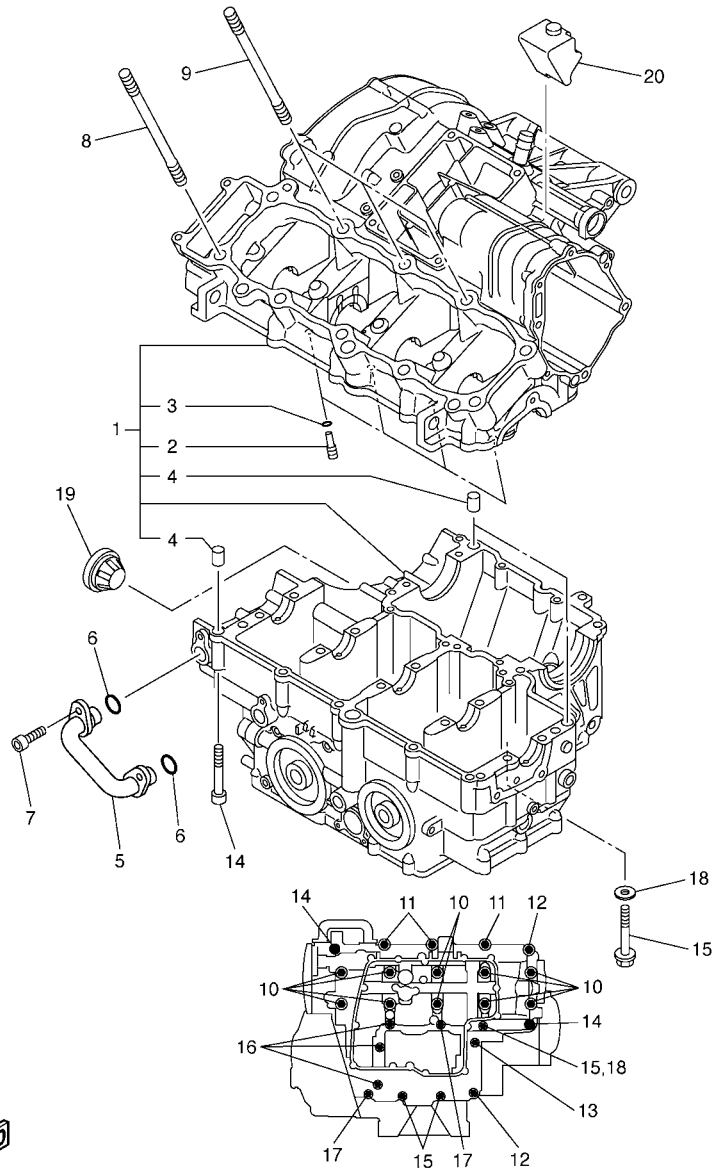
| REF. NO. | PART NO. | DESCRIPTION | 4B11 | 4B12 | 4B13 | REMARKS |
|----------|--------------|-------------------------|------|------|------|---------|
| | | | | | | |
| 28 | 90183-060A2 | .NUT, SPRING | 2 | 2 | 2 | |
| 29 | 90338-06007 | .PLUG | 1 | 1 | 1 | |
| 30 | 4B1-14720-00 | MUFFLER ASSY 2 | 1 | 1 | 1 | |
| 31 | 5VY-14714-00 | .GASKET, MUFFLER | 1 | 1 | 1 | |
| 32 | 90105-08063 | .BOLT, FLANGE | 1 | 1 | 1 | |
| 33 | 5VY-14715-00 | .BAND, MUFFLER | 1 | 1 | 1 | |
| 34 | 90183-060A2 | .NUT, SPRING | 2 | 2 | 2 | |
| 35 | 90338-06007 | .PLUG | 1 | 1 | 1 | |
| 36 | 5VY-21890-00 | STAY ASSY. ,2 | 1 | 1 | 1 | |
| 37 | 5VY-14747-00 | .DAMPER, MUFFLER | 1 | 1 | 1 | |
| 38 | 90387-08021 | .COLLAR | 1 | 1 | 1 | |
| 39 | 95812-08040 | BOLT, FLANGE | 1 | 1 | 1 | |
| 40 | 90201-087G2 | WASHER, PLATE | 2 | 2 | 2 | |
| 41 | 95604-08200 | NUT, U FLANGE | 1 | 1 | 1 | |
| 42 | 90201-10054 | WASHER, PLATE | 1 | 1 | 1 | |
| 43 | 5VY-21880-00 | STAY ASSY. ,1 | 1 | 1 | 1 | |
| 44 | 4XV-27424-00 | .DAMPER, MUFFLER | 1 | 1 | 1 | |
| 45 | 90387-08005 | .COLLAR | 1 | 1 | 1 | |
| 46 | 90201-08034 | WASHER, PLATE | 1 | 1 | 1 | |
| 47 | 92014-08040 | BOLT, BUTTON HEAD | 1 | 1 | 1 | |
| 48 | 90111-08016 | BOLT,HEX. SOCKET BUTTON | 1 | 1 | 1 | |
| 49 | 5VY-27424-00 | DAMPER, FOOTREST 2 | 4 | 4 | 4 | |
| 50 | 90387-08020 | COLLAR | 2 | 2 | 2 | |
| 51 | 95814-08045 | BOLT, FLANGE | 2 | 2 | 2 | |
| 52 | 90201-08034 | WASHER, PLATE | 2 | 2 | 2 | |
| 53 | 95604-08200 | NUT, U FLANGE | 2 | 2 | 2 | |
| 54 | 5VY-1133E-00 | CABLE, PULLEY 1 | 1 | 1 | 1 | |



5VY1300-C130

FIG. 13 EXHAUST

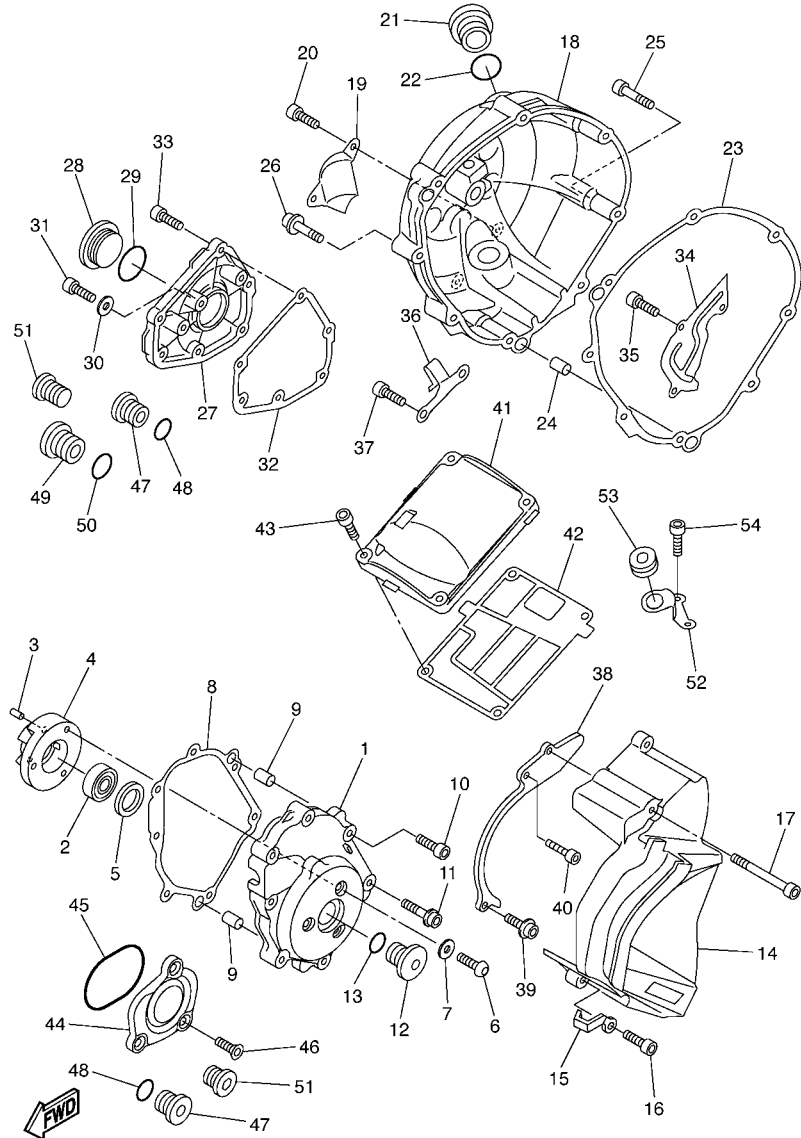
| REF. NO. | PART NO. | DESCRIPTION | 4B11 | 4B12 | 4B13 | REMARKS |
|----------|-----------------|-------------------------|------|------|------|---------|
| 55 | 5VY-1133F-00 | CABLE, PULLEY 2 | 1 | 1 | 1 | |
| 56 | 5VY-14718-01-P0 | PROTECTOR, MUFFLER 1 | 1 | 1 | 1 | MT2 |
| 57 | 90387-062L2 | COLLAR | 2 | 2 | 2 | |
| 58 | 90111-06038 | BOLT,HEX. SOCKET BUTTON | 2 | 2 | 2 | |
| 59 | 5VY-14757-00 | DAMPER, MUFFLER 2 | 1 | 1 | 1 | |
| 60 | 5VY-1475P-00 | SEAT,1 | 1 | 1 | 1 | |
| 61 | 5VY-1477P-00 | SEAT,3 | 1 | 1 | 1 | |
| 62 | 5VY-14728-01-P0 | PROTECTOR, MUFFLER 2 | 1 | 1 | 1 | MT2 |
| 63 | 90387-062L2 | COLLAR | 2 | 2 | 2 | |
| 64 | 90111-06038 | BOLT,HEX. SOCKET BUTTON | 2 | 2 | 2 | |
| 65 | 5VY-14757-00 | DAMPER, MUFFLER 2 | 1 | 1 | 1 | |
| 66 | 5VY-1476P-00 | SEAT,2 | 1 | 1 | 1 | |
| 67 | 5VY-1478P-00 | SEAT,4 | 1 | 1 | 1 | |



5VY1300-C140

FIG. 14 CRANKCASE

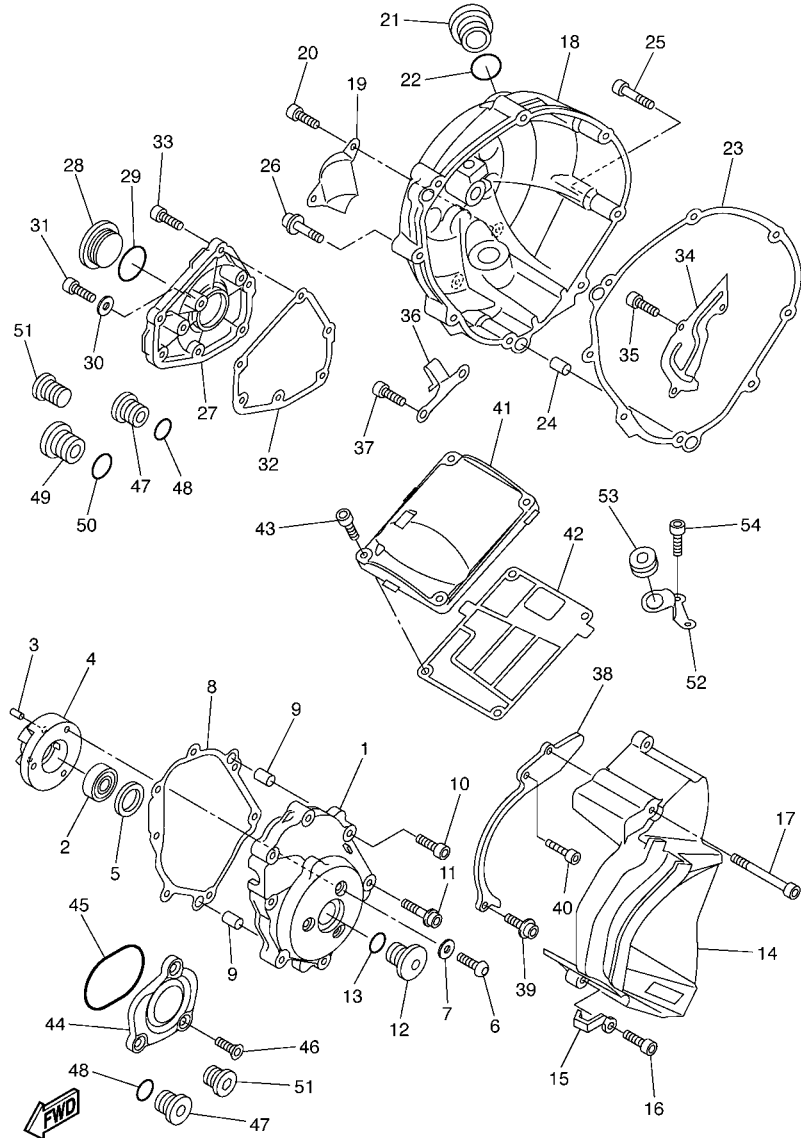
| REF. NO. | PART NO. | DESCRIPTION | 4B11 | 4B12 | 4B13 | REMARKS |
|----------|--------------|---------------------------|------|------|------|---------|
| 1 | 5VY-15100-01 | CRANKCASE ASSY | 1 | 1 | 1 | |
| 2 | 5EB-15155-00 | .NOZZLE 3 | 4 | 4 | 4 | |
| 3 | 93210-04092 | .O-RING | 4 | 4 | 4 | |
| 4 | 99530-10014 | .PIN, DOWEL | 3 | 3 | 3 | |
| 5 | 5VY-13418-10 | PIPE, OIL 2 | 1 | 1 | 1 | |
| 6 | 93210-14003 | O-RING | 2 | 2 | 2 | |
| 7 | 90110-06161 | BOLT, HEXAGON SOCKET HEAD | 2 | 2 | 2 | |
| 8 | 90116-10020 | BOLT, STUD | 7 | 7 | 7 | |
| 9 | 90116-10023 | BOLT, STUD | 3 | 3 | 3 | |
| 10 | 90119-09003 | BOLT, WITH WASHER | 10 | 10 | 10 | |
| 11 | 95812-08050 | BOLT, FLANGE | 3 | 3 | 3 | |
| 12 | 95812-08060 | BOLT, FLANGE | 2 | 2 | 2 | |
| 13 | 90105-08101 | BOLT, FLANGE | 1 | 1 | 1 | |
| 14 | 90109-06100 | BOLT | 2 | 2 | 2 | |
| 15 | 95812-06060 | BOLT, FLANGE | 3 | 3 | 3 | |
| 16 | 95812-06070 | BOLT, FLANGE | 3 | 3 | 3 | |
| 17 | 95812-06050 | BOLT, FLANGE | 2 | 2 | 2 | |
| 18 | 90430-06166 | GASKET | 1 | 1 | 1 | |
| 19 | 5PW-15361-00 | GAUGE, LEVEL | 1 | 1 | 1 | |
| 20 | 5VY-15316-00 | DAMPER, ENGINE MOUNT 1 | 1 | 1 | 1 | |



5VYE300-E150

FIG. 15 CRANKCASE COVER 1

| REF. NO. | PART NO. | DESCRIPTION | 4B11 | 4B12 | 4B13 | REMARKS |
|----------|--------------|---------------------------|------|------|------|---------|
| 1 | 5VY-15411-00 | COVER, CRANKCASE 1 | 1 | 1 | 1 | |
| 2 | 93306-20124 | BEARING | 1 | 1 | 1 | |
| 3 | 93605-10108 | PIN, DOWEL | 2 | 2 | 2 | |
| 4 | 5VY-15164-00 | HOUSING, BEARING 2 | 1 | 1 | 1 | |
| 5 | 5VY-15542-00 | COLLAR 2 | 1 | 1 | 1 | |
| 6 | 90149-06064 | SCREW | 3 | 3 | 3 | |
| 7 | 90201-06431 | WASHER, PLATE | 3 | 3 | 3 | |
| 8 | 5VY-15451-10 | GASKET, CRANKCASE COVER 1 | 1 | 1 | 1 | |
| 9 | 99480-10018 | PIN | 2 | 2 | 2 | |
| 10 | 90109-06031 | BOLT | 4 | 4 | 4 | |
| 11 | 90110-08068 | BOLT, HEXAGON SOCKET HEAD | 3 | 3 | 3 | |
| 12 | 5PX-15189-00 | PLUG | 1 | 1 | 1 | |
| 13 | 93210-22382 | O-RING | 1 | 1 | 1 | |
| 14 | 5VY-15418-00 | COVER, CHAIN CASE | 1 | 1 | 1 | |
| 15 | 90462-08045 | CLAMP | 1 | 1 | 1 | |
| 16 | 90110-06169 | BOLT, HEXAGON SOCKET HEAD | 2 | 2 | 2 | |
| 17 | 90110-06177 | BOLT, HEXAGON SOCKET HEAD | 1 | 1 | 1 | |
| 18 | 5VY-15421-10 | COVER, CRANKCASE 2 | 1 | 1 | 1 | |
| 19 | 5VY-15499-00 | PROTECTOR, COVER | 1 | 1 | 1 | |
| 20 | 92014-06014 | BOLT, BUTTON HEAD | 2 | 2 | 2 | |
| 21 | 5VY-15362-00 | PLUG, OIL LEVEL | 1 | 1 | 1 | |
| 22 | 93210-27370 | O-RING | 1 | 1 | 1 | |
| 23 | 5VY-15461-00 | GASKET, CRANKCASE COVER 2 | 1 | 1 | 1 | |
| 24 | 93610-20189 | PIN, DOWEL | 2 | 2 | 2 | |
| 25 | 90109-06016 | BOLT | 7 | 7 | 7 | |
| 26 | 90110-06112 | BOLT, HEXAGON SOCKET HEAD | 1 | 1 | 1 | |
| 27 | 5VY-15416-00 | COVER, OIL PUMP | 1 | 1 | 1 | |



5VYE300-E150

FIG. 15 CRANKCASE COVER 1

| REF. NO. | PART NO. | DESCRIPTION | 4B11 | 4B12 | 4B13 | REMARKS |
|----------|--------------|---------------------------|------|------|------|---------|
| | | | | | | |
| 28 | 90340-32004 | PLUG, STRAIGHT SCREW | 1 | 1 | 1 | |
| 29 | 93210-32172 | O-RING | 1 | 1 | 1 | |
| 30 | 90430-08143 | GASKET | 1 | 1 | 1 | |
| 31 | 92014-08016 | BOLT, BUTTON HEAD | 1 | 1 | 1 | |
| 32 | 5VY-15456-00 | GASKET, OIL PUMP COVER 1 | 1 | 1 | 1 | |
| 33 | 90109-06014 | BOLT | 6 | 6 | 6 | |
| 34 | 5VY-11165-00 | PLATE, BREATHER | 1 | 1 | 1 | |
| 35 | 90110-06182 | BOLT, HEXAGON SOCKET HEAD | 3 | 3 | 3 | |
| 36 | 5VY-15441-00 | HOLDER, CLUTCH CABLE | 1 | 1 | 1 | |
| 37 | 91314-06014 | BOLT | 1 | 1 | 1 | |
| 38 | 4B1-15113-00 | PLATE | 1 | 1 | 1 | |
| 39 | 90110-06168 | BOLT, HEXAGON SOCKET HEAD | 1 | 1 | 1 | |
| 40 | 90110-06108 | BOLT, HEXAGON SOCKET HEAD | 1 | 1 | 1 | |
| 41 | 5VY-15413-00 | COVER | 1 | 1 | 1 | |
| 42 | 5VY-15462-00 | GASKET, CRANKCASE COVER 3 | 1 | 1 | 1 | |
| 43 | 90109-06015 | BOLT | 4 | 4 | 4 | |
| 44 | 5VY-15431-00 | COVER, CRANKCASE 3 | 1 | 1 | 1 | |
| 45 | 93210-57003 | O-RING | 1 | 1 | 1 | |
| 46 | 90151-06022 | SCREW, COUNTERSUNK | 3 | 3 | 3 | |
| 47 | 36Y-15189-00 | PLUG | 3 | 3 | 3 | |
| 48 | 93210-16325 | O-RING | 3 | 3 | 3 | |
| 49 | 4H7-15189-00 | PLUG | 1 | 1 | 1 | |
| 50 | 93210-22382 | O-RING | 1 | 1 | 1 | |
| 51 | 90340-12003 | PLUG, STRAIGHT SCREW | 2 | 2 | 2 | |
| 52 | 5VY-12443-10 | STAY | 1 | 1 | 1 | |
| 53 | 90480-13014 | GROMMET | 1 | 1 | 1 | |
| 54 | 91380-06014 | BOLT | 2 | 2 | 2 | |

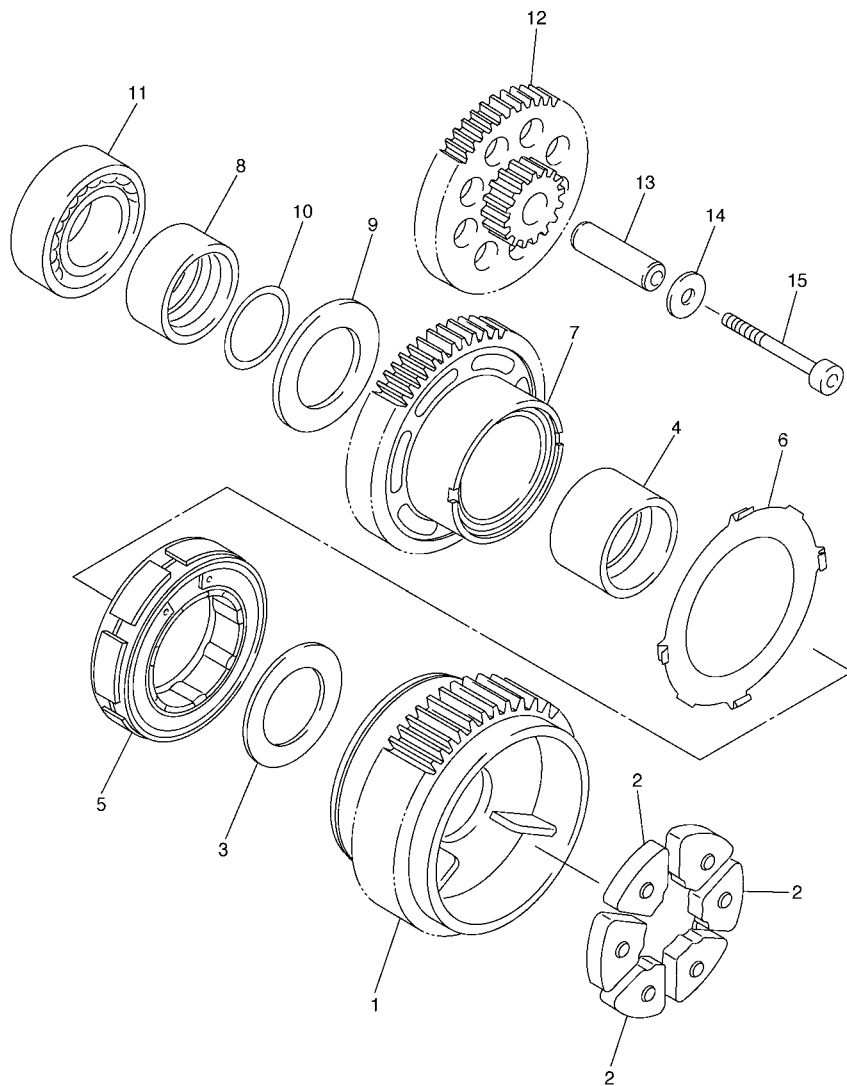
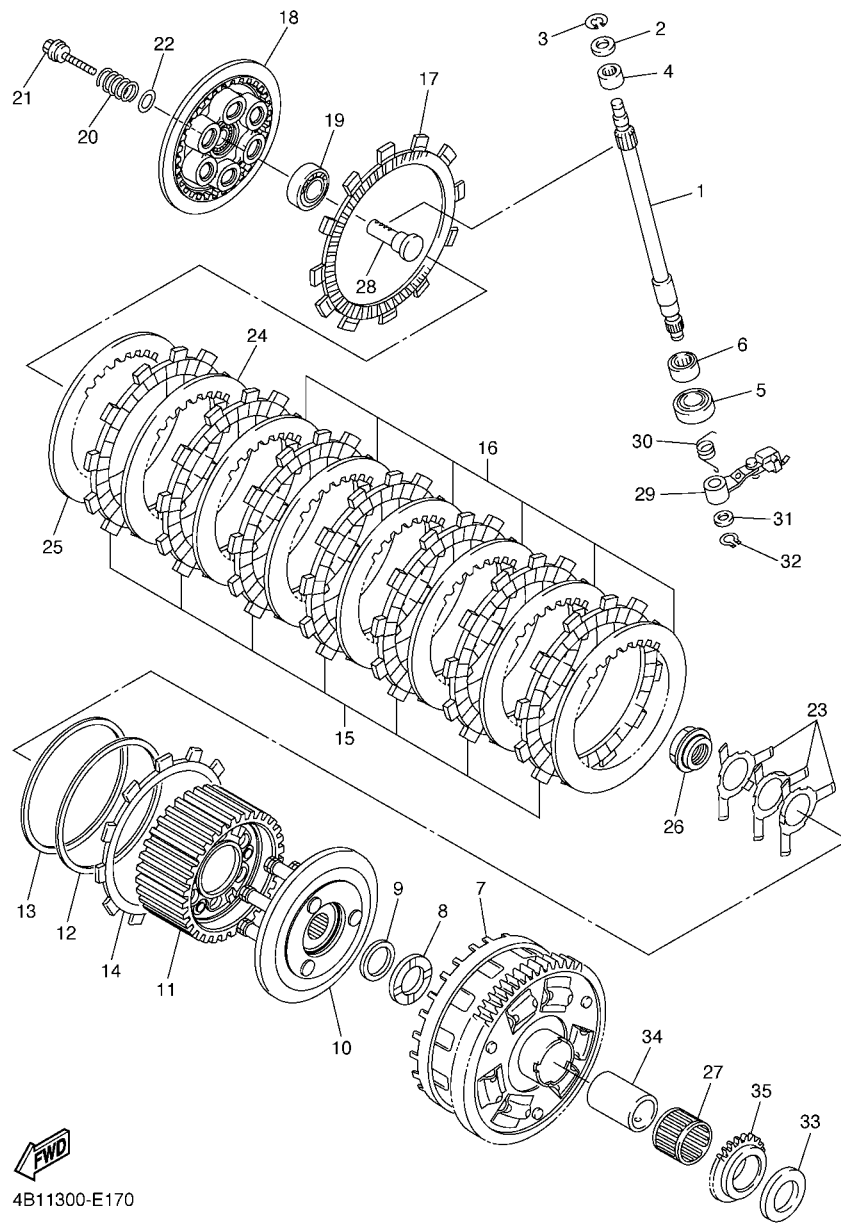


FIG. 16 STARTER

| REF. NO. | PART NO. | DESCRIPTION | 4B11 | 4B12 | 4B13 | REMARKS |
|----------|--------------|----------------------------|------|------|------|---------|
| 1 | 5VY-11537-00 | GEAR, DRIVEN | 1 | 1 | 1 | |
| 2 | 5VY-16155-00 | ABSORBER 1 | 3 | 3 | 3 | |
| 3 | 90201-20016 | WASHER, PLATE | 1 | 1 | 1 | |
| 4 | 5VY-11478-00 | COLLAR | 1 | 1 | 1 | |
| 5 | 5VY-15570-00 | STARTER CLUTCH ASSY | 1 | 1 | 1 | |
| 6 | 5VY-15586-00 | PLATE, STARTER CLUTCH ASSY | 1 | 1 | 1 | |
| 7 | 5VY-15515-00 | GEAR 3 | 1 | 1 | 1 | |
| 8 | 5VY-11445-00 | SPACER | 1 | 1 | 1 | |
| 9 | 90201-20017 | WASHER, PLATE | 1 | 1 | 1 | |
| 10 | 93210-18397 | O-RING | 1 | 1 | 1 | |
| 11 | 93306-20230 | BEARING | 1 | 1 | 1 | |
| 12 | 5VY-15517-00 | GEAR, IDLER 2 | 1 | 1 | 1 | |
| 13 | 5VY-15521-00 | SHAFT 1 | 1 | 1 | 1 | |
| 14 | 90201-06589 | WASHER, PLATE | 1 | 1 | 1 | |
| 15 | 90110-06176 | BOLT, HEXAGON SOCKET HEAD | 1 | 1 | 1 | |



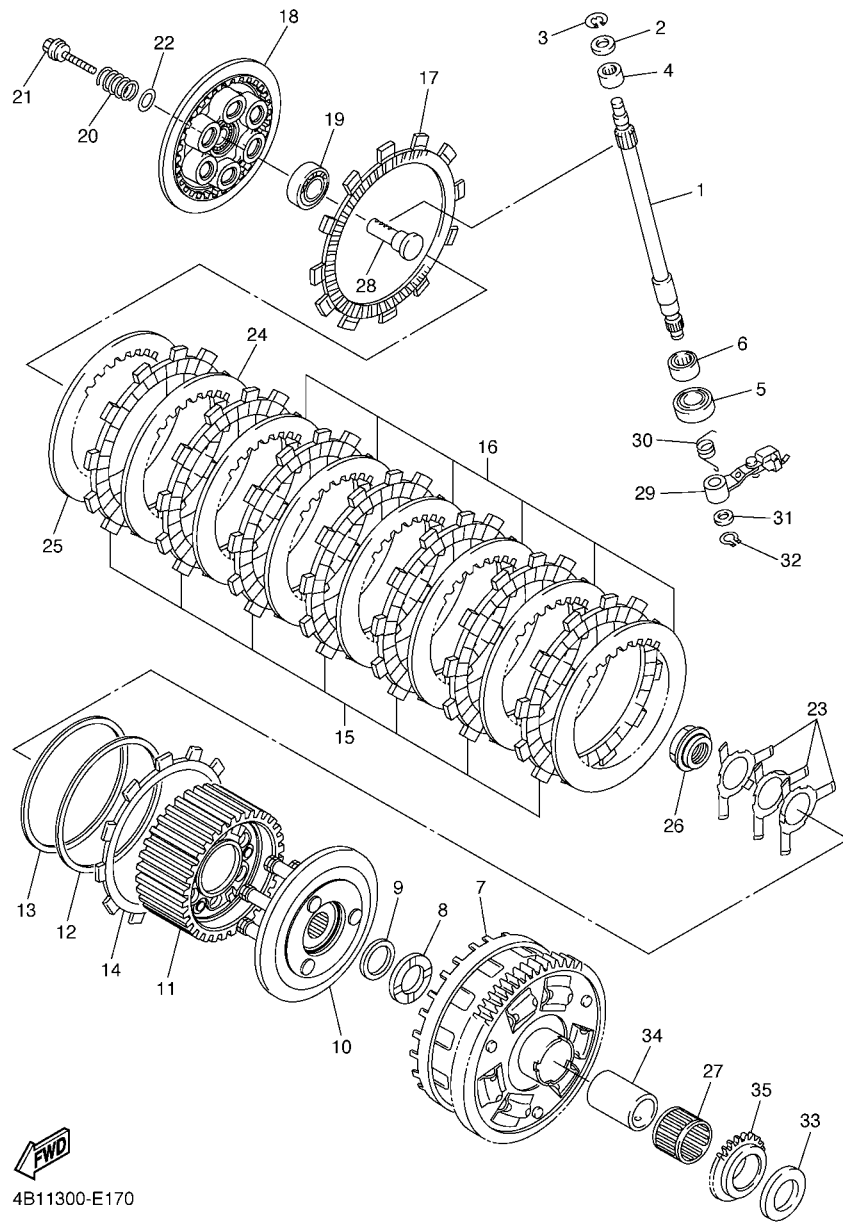
5VY1300-C160



4B11300-E170

FIG. 17 CLUTCH

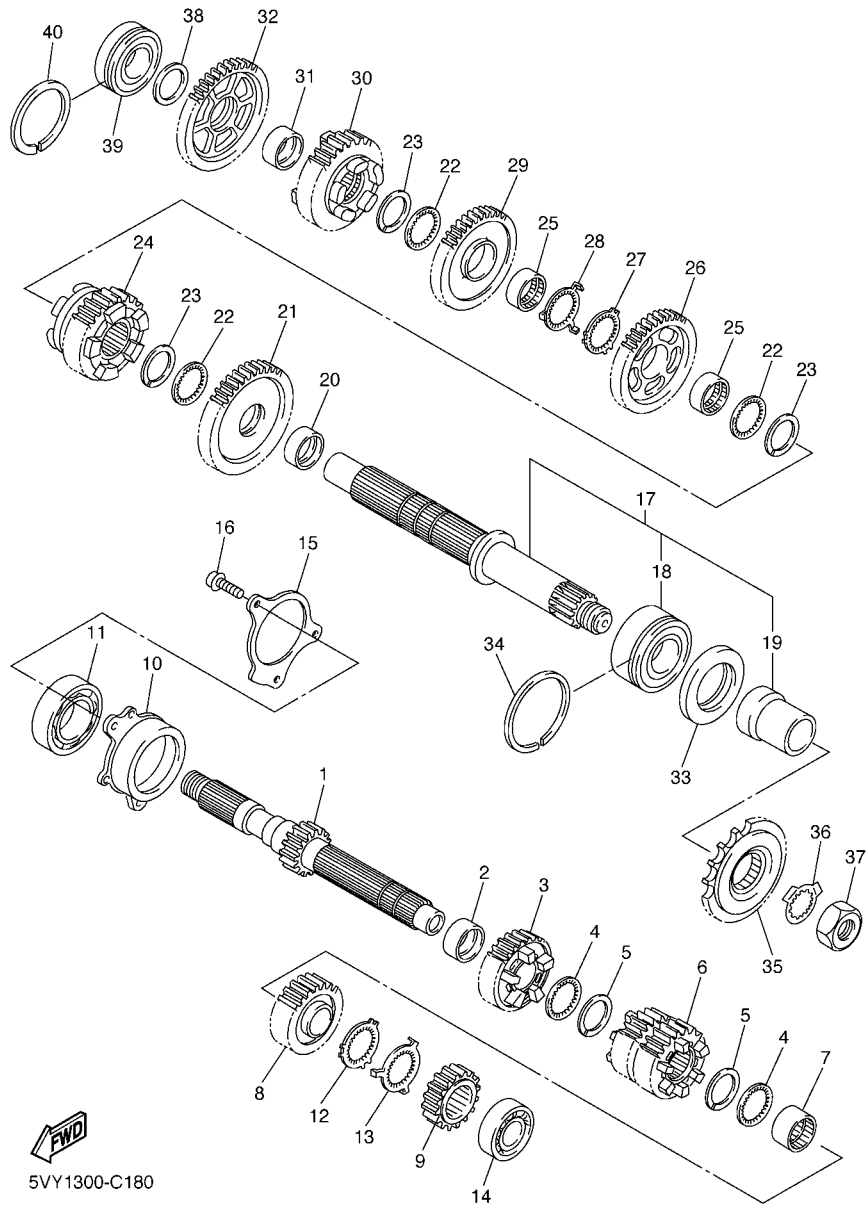
| REF. NO. | PART NO. | DESCRIPTION | 4B11 | 4B12 | 4B13 | REMARKS |
|----------|--------------|---------------------------|------|------|------|-----------|
| 1 | 5VY-16382-10 | AXLE, PUSH LEVER | 1 | 1 | 1 | |
| 2 | 92907-08600 | WASHER, PLATE | 1 | 1 | 1 | |
| 3 | 99001-07600 | CIRCLIP | 1 | 1 | 1 | |
| 4 | 93317-11096 | BEARING | 1 | 1 | 1 | |
| 5 | 93102-15212 | OIL SEAL | 1 | 1 | 1 | |
| 6 | 93315-31502 | BEARING | 1 | 1 | 1 | |
| 7 | 4B1-16150-00 | PRIMARY DRIVEN GEAR COMP. | 1 | 1 | 1 | |
| 8 | 4B1-16154-00 | PLATE, THRUST 1 | 1 | 1 | 1 | |
| 9 | 90208-25002 | WASHER, CONICAL SPRING | 1 | 1 | 1 | |
| 10 | 4B1-16360-00 | PRESSURE PLATE ASSY 2 | 1 | 1 | 1 | |
| 11 | 4B1-16370-00 | CLUTCH BOSS ASSY | 1 | 1 | 1 | |
| 12 | 5VY-16384-00 | PLATE, SEAT | 1 | 1 | 1 | |
| 13 | 4B1-16383-00 | SPRING, CLUTCH BOSS | 1 | 1 | 1 | |
| 14 | 5VY-16331-00 | PLATE, FRICTION 2 | 1 | 1 | 1 | |
| 15 | 5VY-16321-00 | PLATE, FRICTION | 7 | 7 | 7 | |
| 16 | 5VY-16325-00 | PLATE, CLUTCH 2 | 6 | 6 | 6 | |
| 17 | 5VY-16330-00 | PLATE, FRICTION 2 | 1 | 1 | 1 | |
| 18 | 4B1-16351-00 | PLATE, PRESSURE 1 | 1 | 1 | 1 | |
| 19 | 93306-00304 | BEARING | 1 | 1 | 1 | |
| 20 | 90501-240A0 | SPRING, COMPRESSION | 6 | 6 | 6 | |
| 21 | 90159-06026 | SCREW, WITH WASHER | 6 | 6 | 6 | |
| 22 | 4B1-16384-00 | PLATE, SEAT | 6 | 6 | 6 | |
| 23 | 2C0-16539-00 | SPRING | 3 | 3 | 3 | |
| 24 | 5VY-16325-00 | PLATE, CLUTCH 2 | 1 | 1 | 1 | UR (T2.0) |
| | 4B1-16325-00 | PLATE, CLUTCH 2 | 1 | 1 | 1 | UR (T2.3) |
| 25 | 5VY-16325-00 | PLATE, CLUTCH 2 | 1 | 1 | 1 | UR (T2.0) |
| | 4B1-16324-00 | PLATE, CLUTCH 1 | 1 | 1 | 1 | UR (T1.6) |



4B11300-E170

FIG. 17 CLUTCH

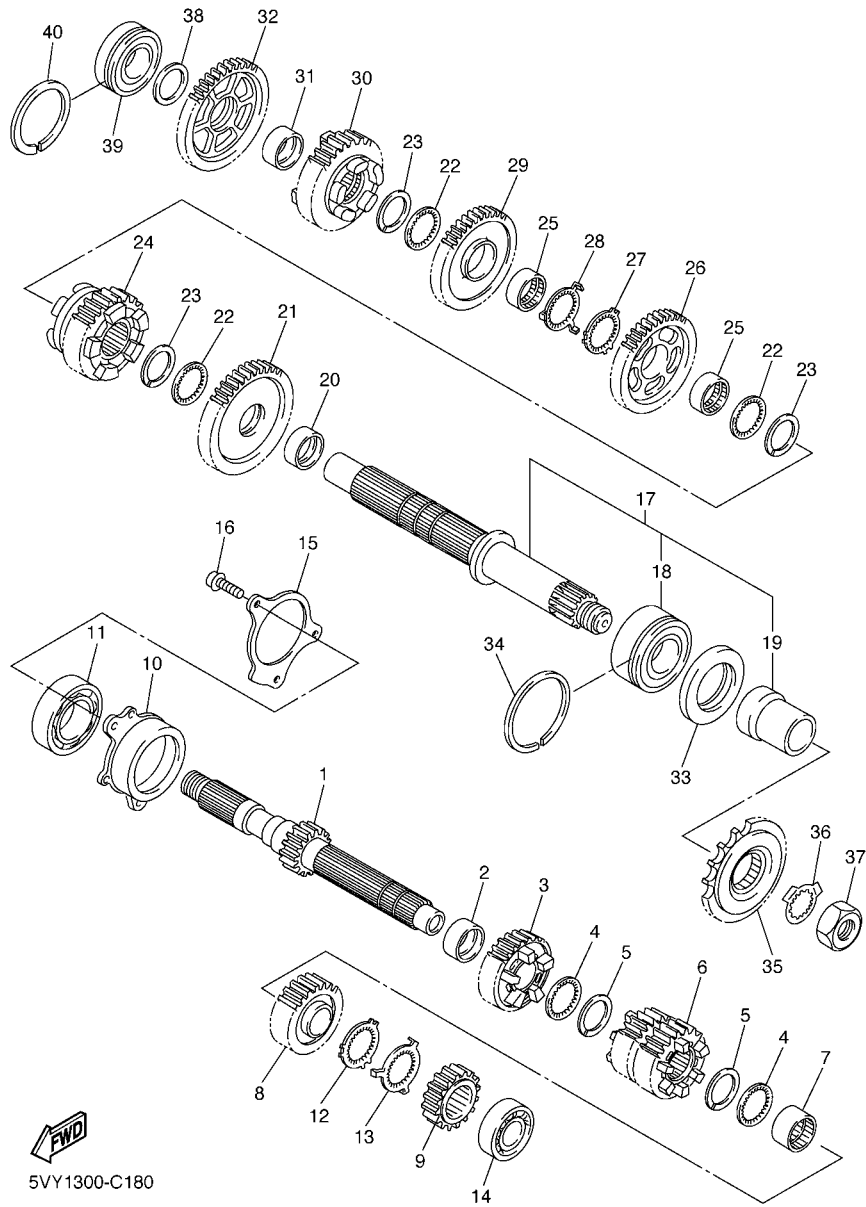
| REF. NO. | PART NO. | DESCRIPTION | 4B11 | 4B12 | 4B13 | REMARKS |
|----------|--------------|-----------------|------|------|------|-----------|
| 25 | 4B1-16325-00 | PLATE, CLUTCH 2 | 1 | 1 | 1 | UR (T2.3) |
| 26 | 4B1-16377-00 | NUT, LOCK | 1 | 1 | 1 | |
| 27 | 93310-232R9 | BEARING | 1 | 1 | 1 | |
| 28 | 4XV-16356-01 | ROD, PUSH 1 | 1 | 1 | 1 | |
| 29 | 5VY-16340-10 | PUSH LEVER ASSY | 1 | 1 | 1 | |
| 30 | 90508-16041 | SPRING, TORSION | 1 | 1 | 1 | |
| 31 | 90201-10029 | WASHER, PLATE | 1 | 1 | 1 | |
| 32 | 99009-10400 | CIRCLIP | 1 | 1 | 1 | |
| 33 | 5VY-16164-00 | PLATE, THRUST 2 | 1 | 1 | 1 | |
| 34 | 5VY-16181-00 | SPACER 1 | 1 | 1 | 1 | |
| 35 | 5VY-13354-00 | SPROCKET, DRIVE | 1 | 1 | 1 | |
| | | | | | | |
| | | | | | | |
| | | | | | | |
| | | | | | | |



5VY1300-C180

FIG. 18 TRANSMISSION

| REF. NO. | PART NO. | DESCRIPTION | 4B11 | 4B12 | 4B13 | REMARKS |
|----------|--------------|---------------------------|------|------|------|---------|
| | | | | | | |
| 1 | 5VY-17411-10 | AXLE, MAIN (15T) | 1 | 1 | 1 | |
| 2 | 90387-28003 | COLLAR | 1 | 1 | 1 | |
| 3 | 5VY-17151-00 | GEAR, 5TH PINION (22T) | 1 | 1 | 1 | |
| 4 | 90209-25011 | WASHER | 2 | 2 | 2 | |
| 5 | 93440-28184 | CIRCLIP | 2 | 2 | 2 | |
| 6 | 5VY-17131-00 | GEAR, 3RD PINION (21/23T) | 1 | 1 | 1 | |
| 7 | 90387-25007 | COLLAR | 1 | 1 | 1 | |
| 8 | 5VY-17161-00 | GEAR, 6TH PINION (26T) | 1 | 1 | 1 | |
| 9 | 5VY-17121-00 | GEAR, 2ND PINION (16T) | 1 | 1 | 1 | |
| 10 | 5VY-15163-00 | HOUSING, BEARING 1 | 1 | 1 | 1 | |
| 11 | 93306-20652 | BEARING | 1 | 1 | 1 | |
| 12 | 90214-25004 | WASHER, CLAW | 1 | 1 | 1 | |
| 13 | 90214-25003 | WASHER, CLAW | 1 | 1 | 1 | |
| 14 | 93306-27208 | BEARING | 1 | 1 | 1 | |
| 15 | 5VY-17446-00 | PLATE | 1 | 1 | 1 | |
| 16 | 90110-06164 | BOLT, HEXAGON SOCKET HEAD | 3 | 3 | 3 | |
| 17 | 5VY-17402-00 | DRIVE AXLE ASSY | 1 | 1 | 1 | |
| 18 | 93305-20605 | .BEARING | 1 | 1 | 1 | |
| 19 | 5VY-17442-00 | .COLLAR, DISTANCE | 1 | 1 | 1 | |
| 20 | 90387-31003 | COLLAR | 1 | 1 | 1 | |
| 21 | 5VY-17221-10 | GEAR, 2ND WHEEL (33T) | 1 | 1 | 1 | |
| 22 | 90209-28008 | WASHER | 3 | 3 | 3 | |
| 23 | 93440-31187 | CIRCLIP | 3 | 3 | 3 | |
| 24 | 5VY-17261-10 | GEAR, 6TH WHEEL (33T) | 1 | 1 | 1 | |
| 25 | 90387-28004 | COLLAR | 2 | 2 | 2 | |
| 26 | 5VY-17241-00 | GEAR, 4TH WHEEL (35T) | 1 | 1 | 1 | |
| 27 | 90214-29002 | WASHER, CLAW | 1 | 1 | 1 | |

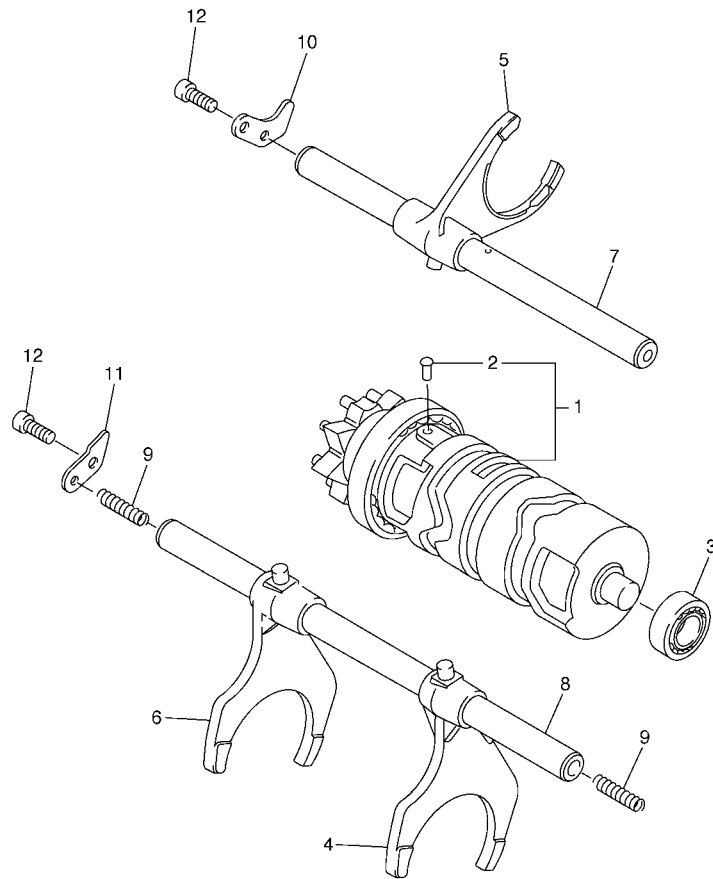


5VY1300-C180

FIG. 18 TRANSMISSION

| REF. NO. | PART NO. | DESCRIPTION | 4B11 | 4B12 | 4B13 | REMARKS |
|----------|--------------|-----------------------|------|------|------|---------|
| 28 | 90214-28002 | WASHER, CLAW | 1 | 1 | 1 | |
| 29 | 5VY-17231-00 | GEAR, 3RD WHEEL (37T) | 1 | 1 | 1 | |
| 30 | 5VY-17251-00 | GEAR, 5TH WHEEL (30T) | 1 | 1 | 1 | |
| 31 | 90387-25008 | COLLAR | 1 | 1 | 1 | |
| 32 | 5VY-17211-00 | GEAR, 1ST WHEEL (38T) | 1 | 1 | 1 | |
| 33 | 93102-40330 | OIL SEAL | 1 | 1 | 1 | |
| 34 | 93440-62032 | CIRCLIP | 1 | 1 | 1 | |
| 35 | 3CV-17460-00 | SPROCKET, DRIVE (17T) | 1 | 1 | 1 | |
| 36 | 90215-30233 | WASHER, LOCK | 1 | 1 | 1 | |
| 37 | 90179-22011 | NUT | 1 | 1 | 1 | |
| 38 | 90201-257H0 | WASHER, PLATE | 1 | 1 | 1 | |
| 39 | 93306-205A2 | BEARING | 1 | 1 | 1 | |
| 40 | 93440-52009 | CIRCLIP | 1 | 1 | 1 | |
| | | | | | | |
| | | | | | | |
| | | | | | | |
| | | | | | | |

FIG. 19 SHIFT CAM & FORK



| REF. NO. | PART NO. | DESCRIPTION | 4B11 | 4B12 | 4B13 | REMARKS |
|----------|--------------|---------------------------|------|------|------|---------|
| | | | | | | |
| 1 | 5VY-18540-00 | SHIFT CAM ASSY | 1 | 1 | 1 | |
| 2 | 136-18542-00 | .POINT, NEUTRAL | 1 | 1 | 1 | |
| 3 | 93306-00106 | BEARING | 1 | 1 | 1 | |
| 4 | 5VY-18511-01 | FORK, SHIFT 1 | 1 | 1 | 1 | |
| 5 | 5VY-18512-01 | FORK, SHIFT 2 | 1 | 1 | 1 | |
| 6 | 5VY-18513-01 | FORK, SHIFT 3 | 1 | 1 | 1 | |
| 7 | 5VY-18531-00 | BAR, SHIFT FORK GUIDE 1 | 1 | 1 | 1 | |
| 8 | 5VY-18535-00 | BAR, SHIFT FORK GUIDE 2 | 1 | 1 | 1 | |
| 9 | 90501-064L1 | SPRING, COMPRESSION | 2 | 2 | 2 | |
| 10 | 5VY-18536-00 | STOPPER, SHIFT BAR | 1 | 1 | 1 | |
| 11 | 5VY-18562-00 | PLATE, STOPPER 2 | 1 | 1 | 1 | |
| 12 | 90110-06182 | BOLT, HEXAGON SOCKET HEAD | 2 | 2 | 2 | |
| | | | | | | |
| | | | | | | |
| | | | | | | |
| | | | | | | |

FWD
5VY1300-C190

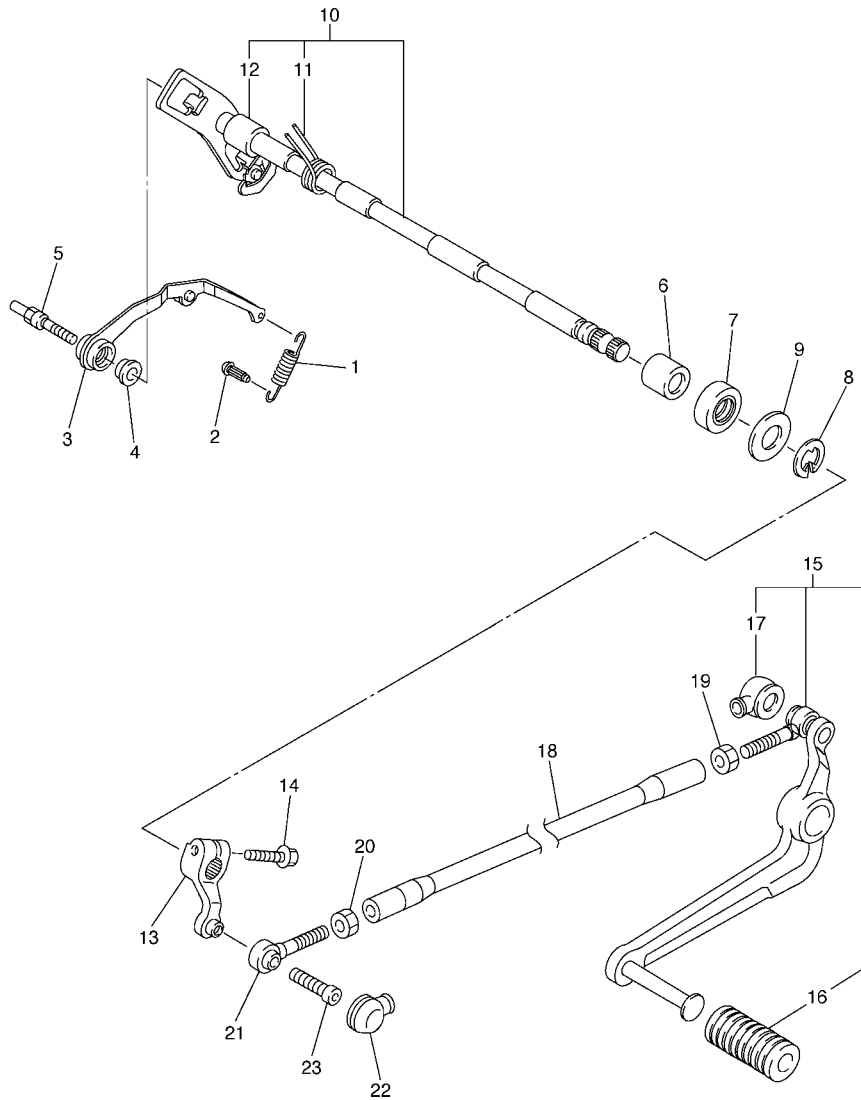
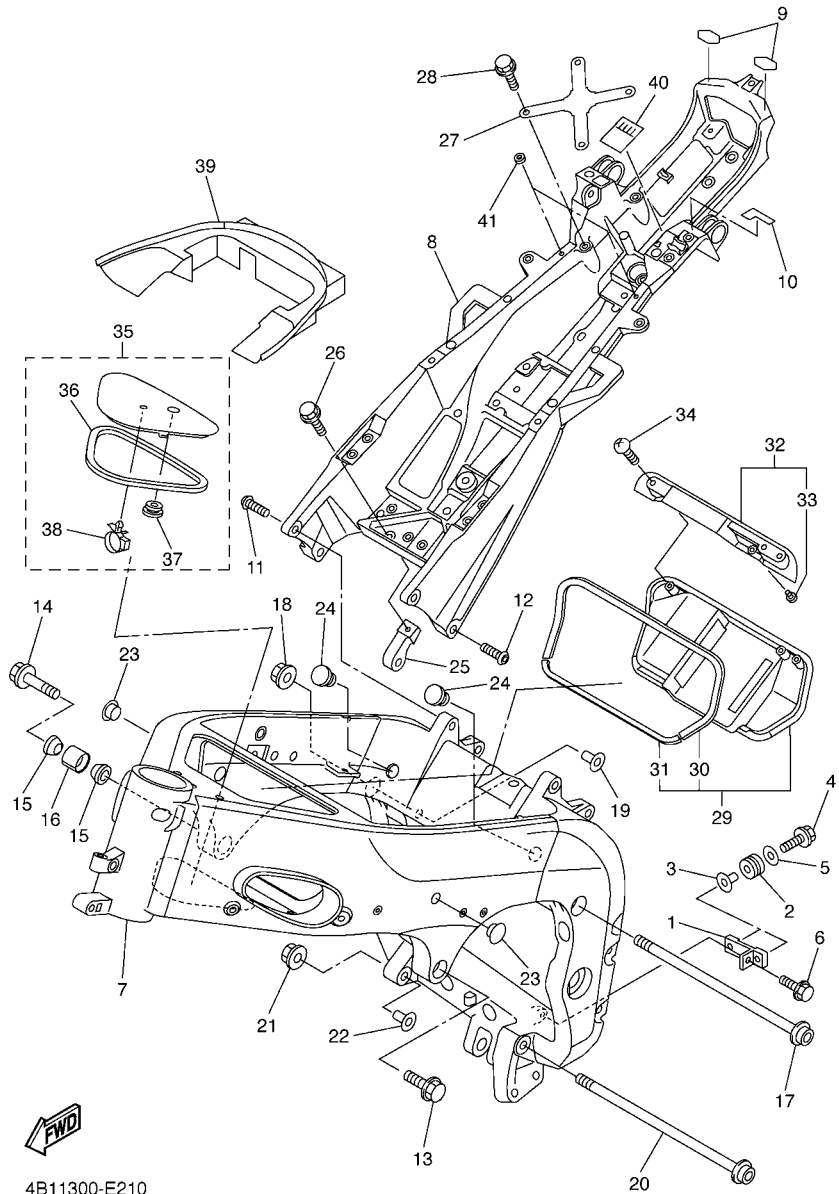


FIG. 20 SHIFT SHAFT

| REF. NO. | PART NO. | DESCRIPTION | 4B11 | 4B12 | 4B13 | REMARKS |
|----------|--------------|-------------------------|------|------|------|---------|
| | | | | | | |
| 1 | 5VY-18144-00 | HANGER, SPRING | 1 | 1 | 1 | |
| 2 | 132-16346-00 | HOOK, SPRING | 1 | 1 | 1 | |
| 3 | 5VY-18140-00 | STOPPER LEVER ASSY | 1 | 1 | 1 | |
| 4 | 90387-0804S | COLLAR | 1 | 1 | 1 | |
| 5 | 5VY-18127-10 | STOPPER, SCREW | 1 | 1 | 1 | |
| 6 | 93317-11287 | BEARING | 2 | 2 | 2 | |
| 7 | 93101-12004 | OIL SEAL | 1 | 1 | 1 | |
| 8 | 99002-10600 | CIRCLIP | 1 | 1 | 1 | |
| 9 | 90201-12575 | WASHER, PLATE | 2 | 2 | 2 | |
| 10 | 5VY-18101-10 | SHIFT SHAFT ASSY | 1 | 1 | 1 | |
| 11 | 90508-32020 | .SPRING, TORSION | 1 | 1 | 1 | |
| 12 | 90387-1211D | .COLLAR | 1 | 1 | 1 | |
| 13 | 5VY-18112-00 | ARM, SHIFT | 1 | 1 | 1 | |
| 14 | 95022-06020 | BOLT, FLANGE | 1 | 1 | 1 | |
| 15 | 5VY-18110-00 | SHIFT PEDAL ASSY | 1 | 1 | 1 | |
| 16 | 5EB-18113-00 | .COVER, SHIFT PEDAL | 1 | 1 | 1 | |
| 17 | 4XV-18154-00 | .COVER, DUST | 1 | 1 | 1 | |
| 18 | 5VY-18115-00 | ROD, SHIFT | 1 | 1 | 1 | |
| 19 | 90170-06228 | NUT(COUNTER CLOCKWISE) | 1 | 1 | 1 | |
| 20 | 95304-06700 | NUT | 1 | 1 | 1 | |
| 21 | 5LV-18116-00 | JOINT, ROD 1 | 1 | 1 | 1 | |
| 22 | 4XV-18154-00 | COVER, DUST | 1 | 1 | 1 | |
| 23 | 90111-06019 | BOLT,HEX. SOCKET BUTTON | 1 | 1 | 1 | |



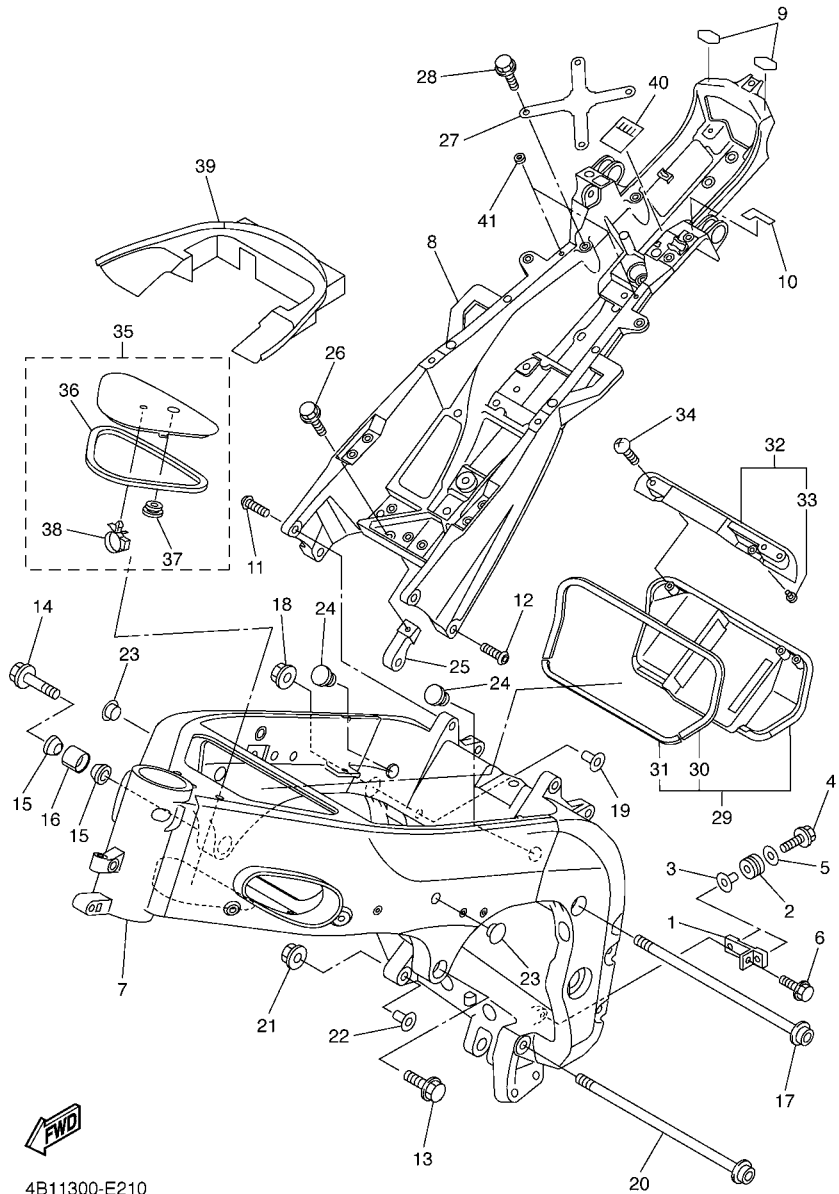
5VY1300-C200



4B11300-E210

FIG. 21 FRAME

| REF. NO. | PART NO. | DESCRIPTION | 4B11 | 4B12 | 4B13 | REMARKS |
|----------|-----------------|---------------------------|------|------|------|---------|
| 1 | 5VY-2116J-00 | BRACKET 7 | 1 | 1 | 1 | |
| 2 | 90480-14005 | GROMMET | 2 | 2 | 2 | |
| 3 | 90387-063E6 | COLLAR | 2 | 2 | 2 | |
| 4 | 95022-06020 | BOLT, FLANGE | 2 | 2 | 2 | |
| 5 | 90201-06M31 | WASHER, PLATE | 2 | 2 | 2 | |
| 6 | 95024-06012 | BOLT, FLANGE | 1 | 1 | 1 | |
| 7 | 5VY-21110-20-P1 | FRAME COMP. | 1 | 1 | 1 | MBM3 |
| 8 | 5VY-21190-10 | REAR FRAME COMP. | 1 | 1 | 1 | |
| 9 | 5VY-21268-00 | SEAL | 2 | 2 | 2 | |
| 10 | 5VY-21269-00 | SEAL | 1 | 1 | 1 | |
| 11 | 90149-10015 | SCREW | 2 | 2 | 2 | |
| 12 | 90149-10017 | SCREW | 2 | 2 | 2 | |
| 13 | 95024-10040 | BOLT, FLANGE | 1 | 1 | 1 | |
| 14 | 95024-10050 | BOLT, FLANGE | 1 | 1 | 1 | |
| 15 | 4B1-21414-00 | BOSS, ENGINE MOUNT | 2 | 2 | 2 | |
| 16 | 4B1-21424-00 | BOSS, ENGINE MOUNT | 1 | 1 | 1 | |
| 17 | 90110-10005 | BOLT, HEXAGON SOCKET HEAD | 1 | 1 | 1 | |
| 18 | 90179-10696 | NUT | 1 | 1 | 1 | |
| 19 | 5EB-21495-00 | BOLT, ENGINE ADJUSTING | 1 | 1 | 1 | |
| 20 | 90110-10005 | BOLT, HEXAGON SOCKET HEAD | 1 | 1 | 1 | |
| 21 | 90179-10696 | NUT | 1 | 1 | 1 | |
| 22 | 5EB-21495-00 | BOLT, ENGINE ADJUSTING | 1 | 1 | 1 | |
| 23 | 90338-15004 | PLUG | 2 | 2 | 2 | |
| 24 | 90338-23004 | PLUG | 2 | 2 | 2 | |
| 25 | 5VY-21435-00 | BRACKET, MUFFLER 1 | 1 | 1 | 1 | |
| 26 | 90109-06056 | BOLT | 1 | 1 | 1 | |
| 27 | 5VY-21131-00 | BRACKET | 1 | 1 | 1 | |



4B11300-E210

FIG. 21 FRAME

| REF. NO. | PART NO. | DESCRIPTION | 4B11 | 4B12 | 4B13 | REMARKS |
|----------|--------------|-------------------|------|------|------|---------|
| 28 | 95827-06016 | BOLT, FLANGE | 4 | 4 | 4 | |
| 29 | 5VY-2110M-00 | COVER ASSY | 1 | 1 | 1 | |
| 30 | 5VY-2174X-00 | .DAMPER | 1 | 1 | 1 | |
| 31 | 5VY-21746-00 | .DAMPER | 1 | 1 | 1 | |
| 32 | 5VY-2131P-00 | COVER PLATE COMP. | 1 | 1 | 1 | |
| 33 | 90338-06018 | .PLUG | 1 | 1 | 1 | |
| 34 | 90167-05080 | SCREW, TAPPING | 3 | 3 | 3 | |
| 35 | 5VY-2110M-10 | COVER ASSY | 1 | 1 | 1 | |
| 36 | 5VY-2174Y-00 | .DAMPER | 1 | 1 | 1 | |
| 37 | 90480-01333 | .GROMMET | 1 | 1 | 1 | |
| 38 | 90464-16006 | .CLAMP | 1 | 1 | 1 | |
| 39 | 5VY-2117R-00 | COVER 4 | 1 | 1 | 1 | |
| 40 | N/A | | | | | |
| 41 | 5SL-84753-00 | DAMPER | 2 | 2 | 2 | |
| | | | | | | |
| | | | | | | |
| | | | | | | |
| | | | | | | |

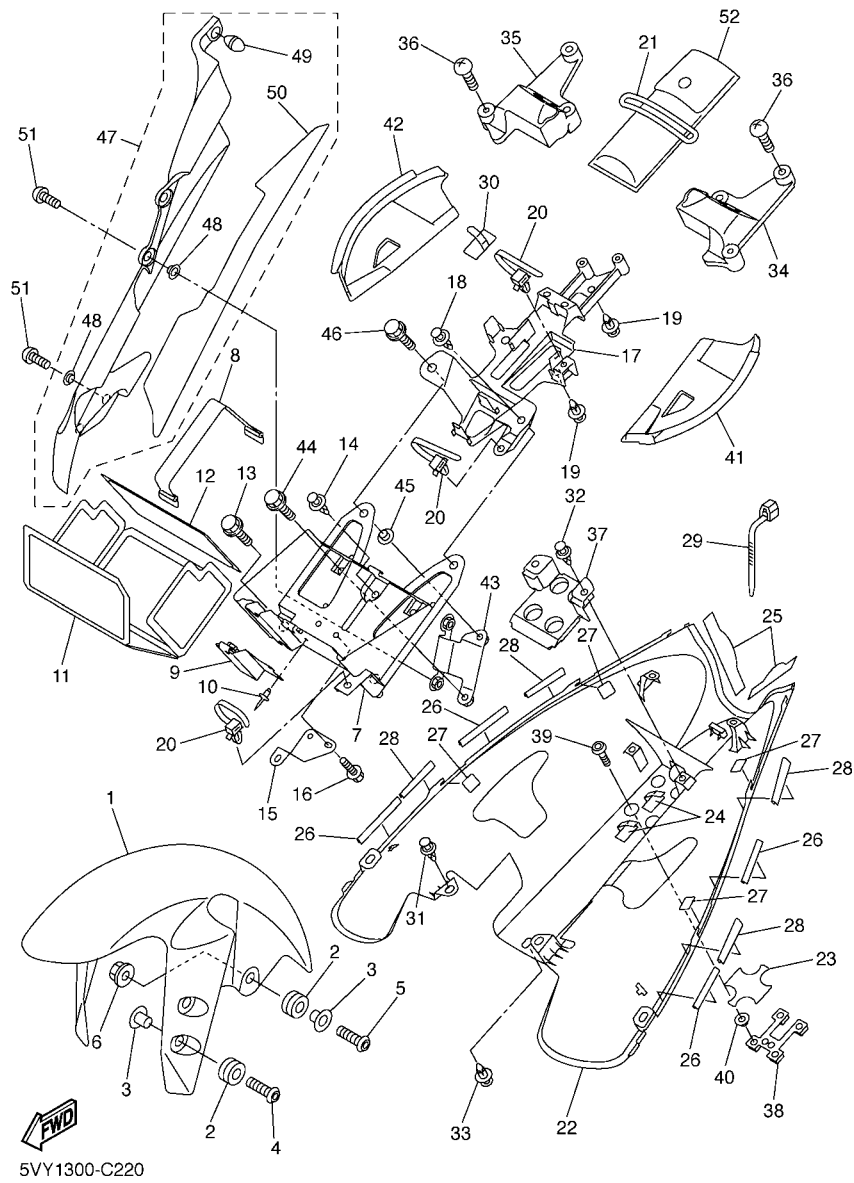
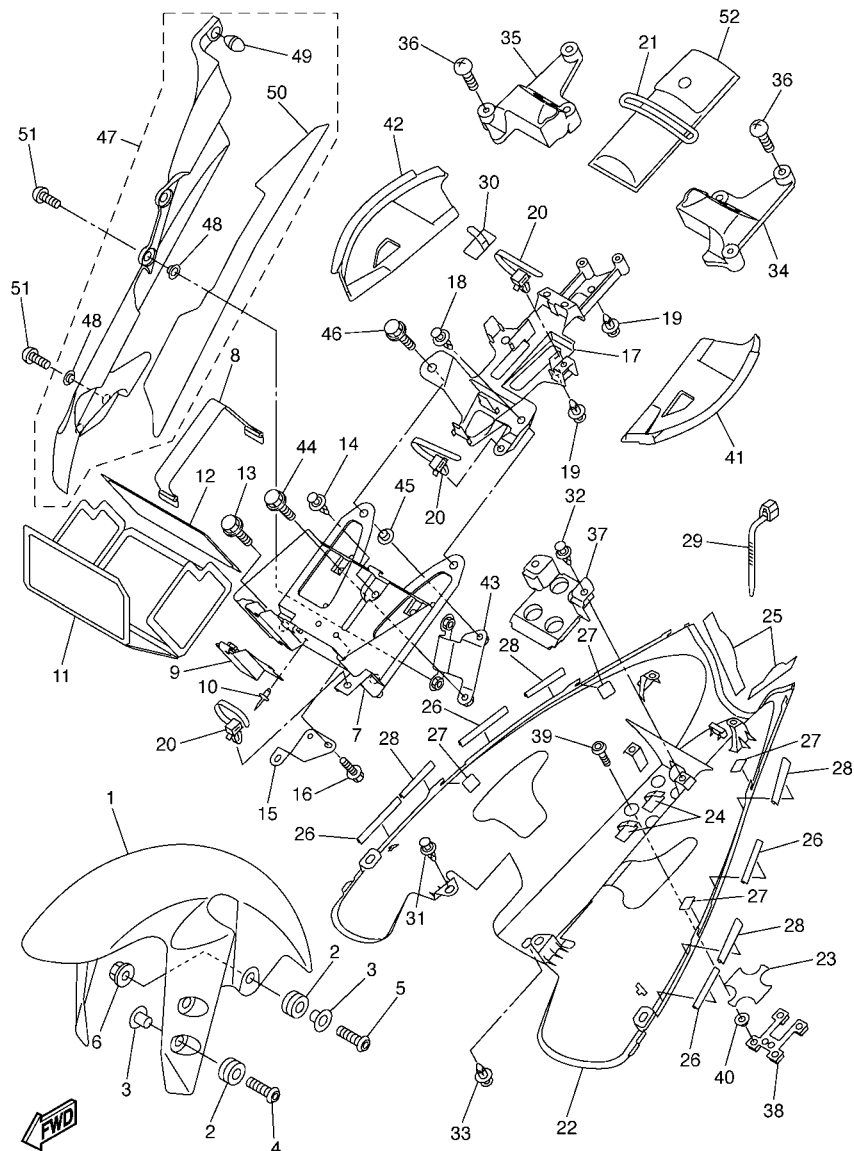


FIG. 22 FENDER

| REF. NO. | PART NO. | DESCRIPTION | 4B11 | 4B12 | 4B13 | REMARKS |
|----------|-----------------|-------------------------|------|------|------|---------|
| 1 | 5PW-21511-00-P8 | FENDER, FRONT | 1 | 1 | 1 | MBM3 |
| 2 | 90480-12072 | GROMMET | 6 | 6 | 6 | |
| 3 | 90387-065J6 | COLLAR | 6 | 6 | 6 | |
| 4 | 90111-06043 | BOLT,HEX. SOCKET BUTTON | 4 | 4 | 4 | |
| 5 | 90111-06030 | BOLT,HEX. SOCKET BUTTON | 2 | 2 | 2 | |
| 6 | 95707-06500 | NUT, FLANGE | 2 | 2 | 2 | |
| 7 | 5VY-8212B-00 | BOX, BATTERY 1 | 1 | 1 | 1 | |
| 8 | 133-82131-00 | BAND, BATTERY | 1 | 1 | 1 | |
| 9 | 5VY-21617-00 | BRACKET, FENDER | 1 | 1 | 1 | |
| 10 | 90267-32161 | RIVET, BLIND | 4 | 4 | 4 | |
| 11 | 5VY-82122-00 | SEAT, BATTERY | 1 | 1 | 1 | |
| 12 | 5VY-82123-00 | SEAT, BATTERY | 1 | 1 | 1 | |
| 13 | 90109-06043 | BOLT | 2 | 2 | 2 | |
| 14 | 90269-07076 | RIVET | 1 | 1 | 1 | |
| 15 | 5VY-2164G-00 | STAY 2 | 1 | 1 | 1 | |
| 16 | 95827-06016 | BOLT, FLANGE | 2 | 2 | 2 | |
| 17 | 5VY-8212C-00 | BOX, BATTERY 2 | 1 | 1 | 1 | |
| 18 | 90269-07076 | RIVET | 1 | 1 | 1 | |
| 19 | 90269-07077 | RIVET | 3 | 3 | 3 | |
| 20 | 90464-12036 | CLAMP | 3 | 3 | 3 | |
| 21 | 4XV-21376-00 | BAND, TOOL | 1 | 1 | 1 | |
| 22 | 5VY-21611-00-P6 | FENDER, REAR | 1 | 1 | 1 | MBM3 |
| 23 | 5VY-21669-00 | SEAL | 1 | 1 | 1 | |
| 24 | 90465-04020 | CLAMP | 2 | 2 | 2 | |
| 25 | 5VY-21639-00 | DAMPER 2 | 2 | 2 | 2 | |
| 26 | 5PW-21732-00 | SEAL 1 | 4 | 4 | 4 | |
| 27 | 1UF-15379-00 | SEAL | 4 | 4 | 4 | |

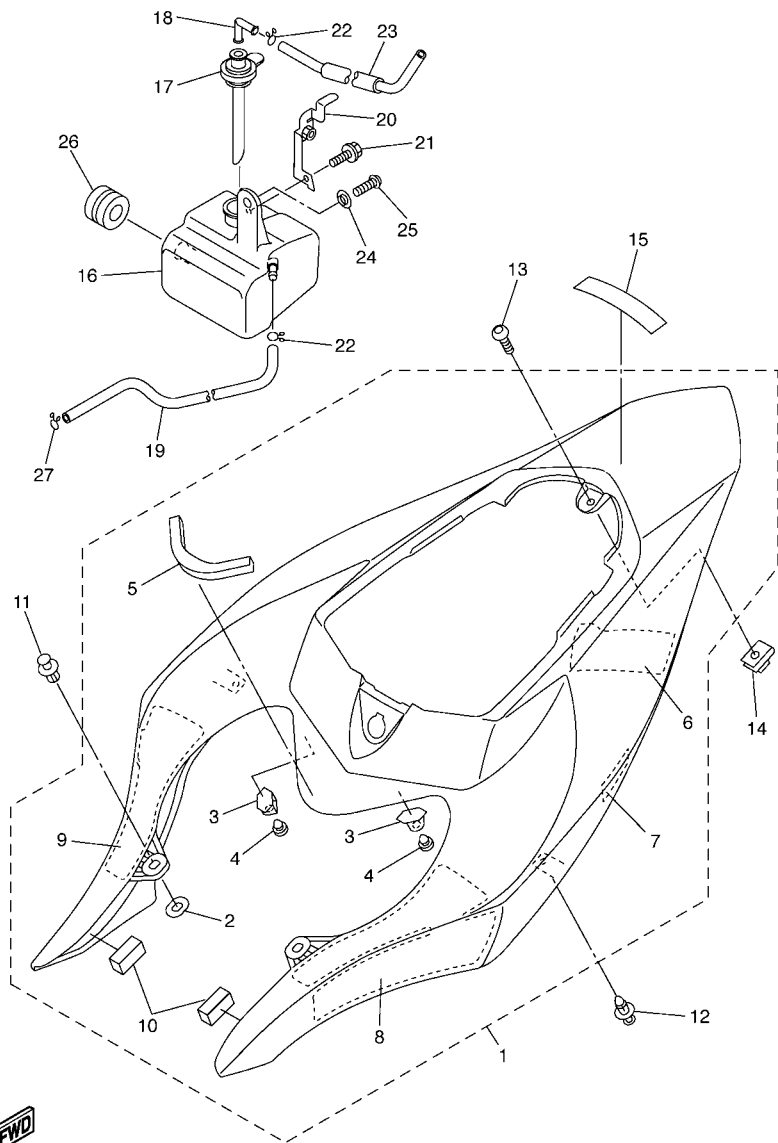


5VY1300-C220

FIG. 22 FENDER

| REF. NO. | PART NO. | DESCRIPTION | 4B11 | 4B12 | 4B13 | REMARKS |
|----------|--------------|---------------------------|------|------|------|---------|
| 28 | 5VY-21732-00 | SEAL 1 | 4 | 4 | 4 | |
| 29 | 90464-13073 | CLAMP | 2 | 2 | 2 | |
| 30 | 90465-04020 | CLAMP | 1 | 1 | 1 | |
| 31 | 90269-06081 | RIVET | 2 | 2 | 2 | |
| 32 | 90269-06081 | RIVET | 2 | 2 | 2 | |
| 33 | 90269-07077 | RIVET | 1 | 1 | 1 | |
| 34 | 5VY-2163A-00 | COVER, REAR FENDER 1 | 1 | 1 | 1 | |
| 35 | 5VY-2163E-00 | COVER, REAR FENDER 2 | 1 | 1 | 1 | |
| 36 | 97707-50014 | SCREW, TRUSS HEAD TAPPING | 6 | 6 | 6 | |
| 37 | 5VY-21652-00 | PROTECTOR | 1 | 1 | 1 | |
| 38 | 5VY-2161G-00 | BRACKET 6 | 1 | 1 | 1 | |
| 39 | 90111-06052 | BOLT,HEX. SOCKET BUTTON | 4 | 4 | 4 | |
| 40 | 90387-06071 | COLLAR | 4 | 4 | 4 | |
| 41 | 5VY-2164K-00 | PATCH 5 | 1 | 1 | 1 | |
| 42 | 5VY-2164L-00 | PATCH 6 | 1 | 1 | 1 | |
| 43 | 5VY-2164F-00 | STAY 1 | 1 | 1 | 1 | |
| 44 | 90119-05011 | BOLT, WITH WASHER | 1 | 1 | 1 | |
| 45 | 90387-05017 | COLLAR | 1 | 1 | 1 | |
| 46 | 90119-05193 | BOLT, WITH WASHER | 1 | 1 | 1 | |
| 47 | 5VY-27490-00 | PROTECTOR ASSY | 1 | 1 | 1 | |
| 48 | 90387-0603J | .COLLAR | 4 | 4 | 4 | |
| 49 | 5VY-14757-00 | .DAMPER, MUFFLER 2 | 1 | 1 | 1 | |
| 50 | 5VY-2838G-00 | .SEAT 1 | 1 | 1 | 1 | |
| 51 | 90149-06298 | SCREW | 4 | 4 | 4 | |
| 52 | 5VY-28100-00 | TOOL KIT | 1 | 1 | 1 | |

FIG. 23 SIDE COVER



4B11300-E230

| REF. NO. | PART NO. | DESCRIPTION | 4B11 | 4B12 | 4B13 | REMARKS |
|----------|-----------------|-------------------------|------|------|------|----------|
| | | | | | | |
| 1 | 5VY-21710-01-0X | SIDE COVER ASSY 1 | 1 | 1 | 1 | SMX/MBM3 |
| 2 | 5PW-2174X-00 | .DAMPER | 2 | 2 | 2 | |
| 3 | 5VY-2172E-00 | .STAY, SIDE COVER 1 | 2 | 2 | 2 | |
| 4 | 90338-06018 | .PLUG | 2 | 2 | 2 | |
| 5 | 5VY-21747-00 | .DAMPER | 1 | 1 | 1 | |
| 6 | 1JK-21735-00 | .SEAL 2 | 1 | 1 | 1 | |
| 7 | 5PW-21732-00 | .SEAL 1 | 1 | 1 | 1 | |
| 8 | 5VY-2172P-00 | .SEAT, 1 | 1 | 1 | 1 | |
| 9 | 5VY-2173P-00 | .SEAT, 2 | 1 | 1 | 1 | |
| 10 | 1UJ-21717-00 | .DAMPER | 2 | 2 | 2 | |
| 11 | 90269-07076 | RIVET | 2 | 2 | 2 | |
| 12 | 90269-06011 | RIVET | 2 | 2 | 2 | |
| 13 | 90111-05007 | BOLT,HEX. SOCKET BUTTON | 1 | 1 | 1 | |
| 14 | 90183-05076 | NUT, SPRING | 1 | 1 | 1 | |
| 15 | 99245-00080 | EMBLEM, YAMAHA | 1 | 1 | 1 | |
| 16 | 5VY-21871-00 | TANK, RECOVERY | 1 | 1 | 1 | |
| 17 | 5VY-21875-00 | CAP | 1 | 1 | 1 | |
| 18 | 26H-21828-00 | ELBOW | 1 | 1 | 1 | |
| 19 | 90445-08022 | HOSE | 1 | 1 | 1 | |
| 20 | 5VY-21843-00 | STAY, 4 | 1 | 1 | 1 | |
| 21 | 90105-06052 | BOLT, FLANGE | 1 | 1 | 1 | |
| 22 | 90467-08075 | CLIP | 2 | 2 | 2 | |
| 23 | 90445-087K6 | HOSE (L700) | 1 | 1 | 1 | |
| 24 | 90387-062M9 | COLLAR | 1 | 1 | 1 | |
| 25 | 92017-06012 | BOLT, BUTTON HEAD | 1 | 1 | 1 | |
| 26 | 90480-20001 | GROMMET | 1 | 1 | 1 | |
| 27 | 90467-08075 | CLIP | 1 | 1 | 1 | |

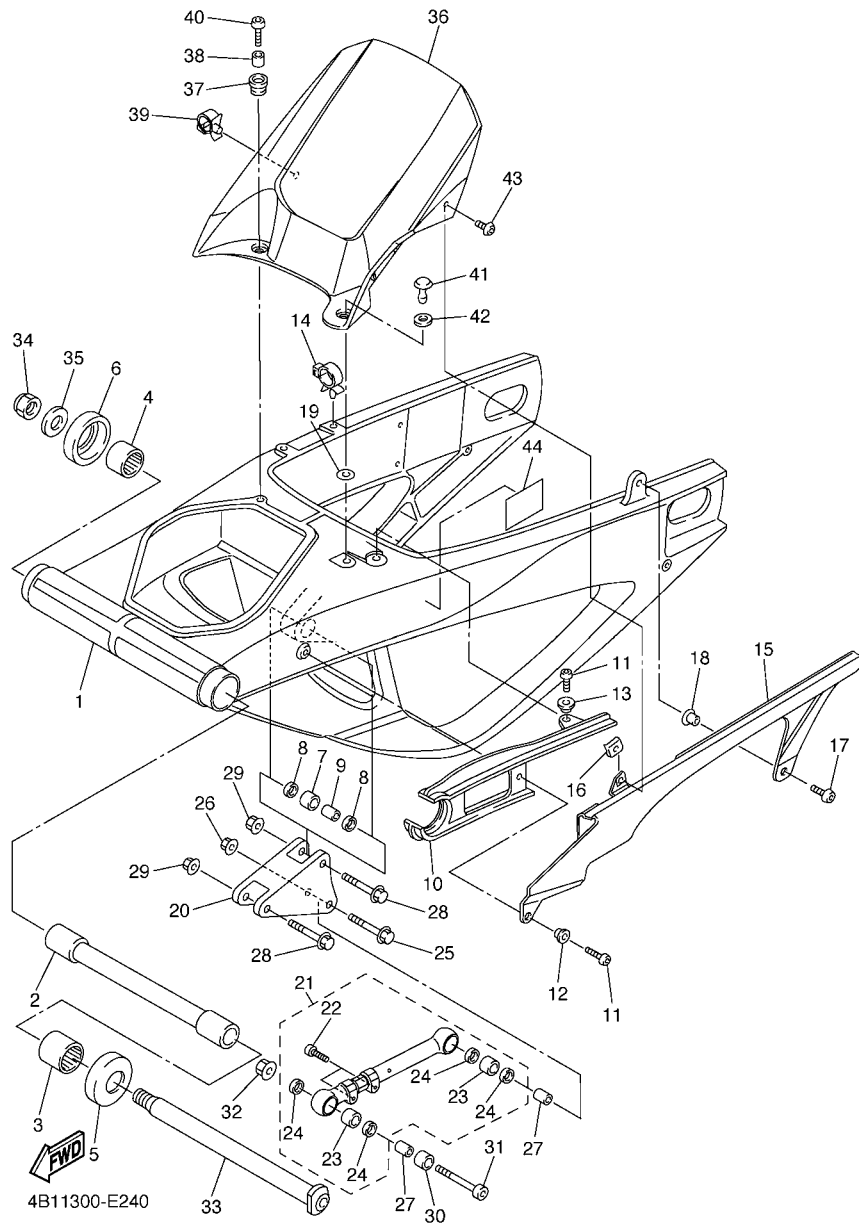


FIG. 24 REAR ARM

| REF. NO. | PART NO. | DESCRIPTION | 4B11 | 4B12 | 4B13 | REMARKS |
|----------|-----------------|-------------------------|------|------|------|---------|
| | | | | | | |
| 1 | 5VY-22110-10-P1 | REAR ARM COMP. | 1 | 1 | 1 | MBM3 |
| 2 | 5VY-22184-00 | BUSH | 1 | 1 | 1 | |
| 3 | 93317-52865 | BEARING | 1 | 1 | 1 | |
| 4 | 93317-428U8 | BEARING | 1 | 1 | 1 | |
| 5 | 5VY-22128-00 | COVER, THRUST 1 | 1 | 1 | 1 | |
| 6 | 5VY-22128-10 | COVER, THRUST 1 | 1 | 1 | 1 | |
| 7 | 93315-31758 | BEARING | 1 | 1 | 1 | |
| 8 | 93109-17071 | OIL SEAL | 2 | 2 | 2 | |
| 9 | 90387-1012A | COLLAR | 1 | 1 | 1 | |
| 10 | 5VY-22151-10 | SEAL, GUARD | 1 | 1 | 1 | |
| 11 | 92017-06016 | BOLT, BUTTON HEAD | 2 | 2 | 2 | |
| 12 | 90387-062X0 | COLLAR | 1 | 1 | 1 | |
| 13 | 90387-06066 | COLLAR | 1 | 1 | 1 | |
| 14 | 90464-16011 | CLAMP | 1 | 1 | 1 | |
| 15 | 5VY-22311-01 | CASE, CHAIN | 1 | 1 | 1 | |
| 16 | 90183-05076 | NUT, SPRING | 1 | 1 | 1 | |
| 17 | 90149-06298 | SCREW | 1 | 1 | 1 | |
| 18 | 90387-07717 | COLLAR | 1 | 1 | 1 | |
| 19 | 5VY-22873-00 | SEAL 1 | 1 | 1 | 1 | |
| 20 | 4B1-2217A-00 | ARM, RELAY | 1 | 1 | 1 | |
| 21 | 4B1-2210K-00 | CONNECTING ROD SUB ASSY | 1 | 1 | 1 | |
| 22 | 91317-06020 | .BOLT | 2 | 2 | 2 | |
| 23 | 93315-31758 | .BEARING | 2 | 2 | 2 | |
| 24 | 93109-17071 | .OIL SEAL | 4 | 4 | 4 | |
| 25 | 90105-10018 | BOLT, FLANGE | 1 | 1 | 1 | |
| 26 | 95607-10200 | NUT, U FLANGE | 1 | 1 | 1 | |
| 27 | 90387-1012A | COLLAR | 2 | 2 | 2 | |

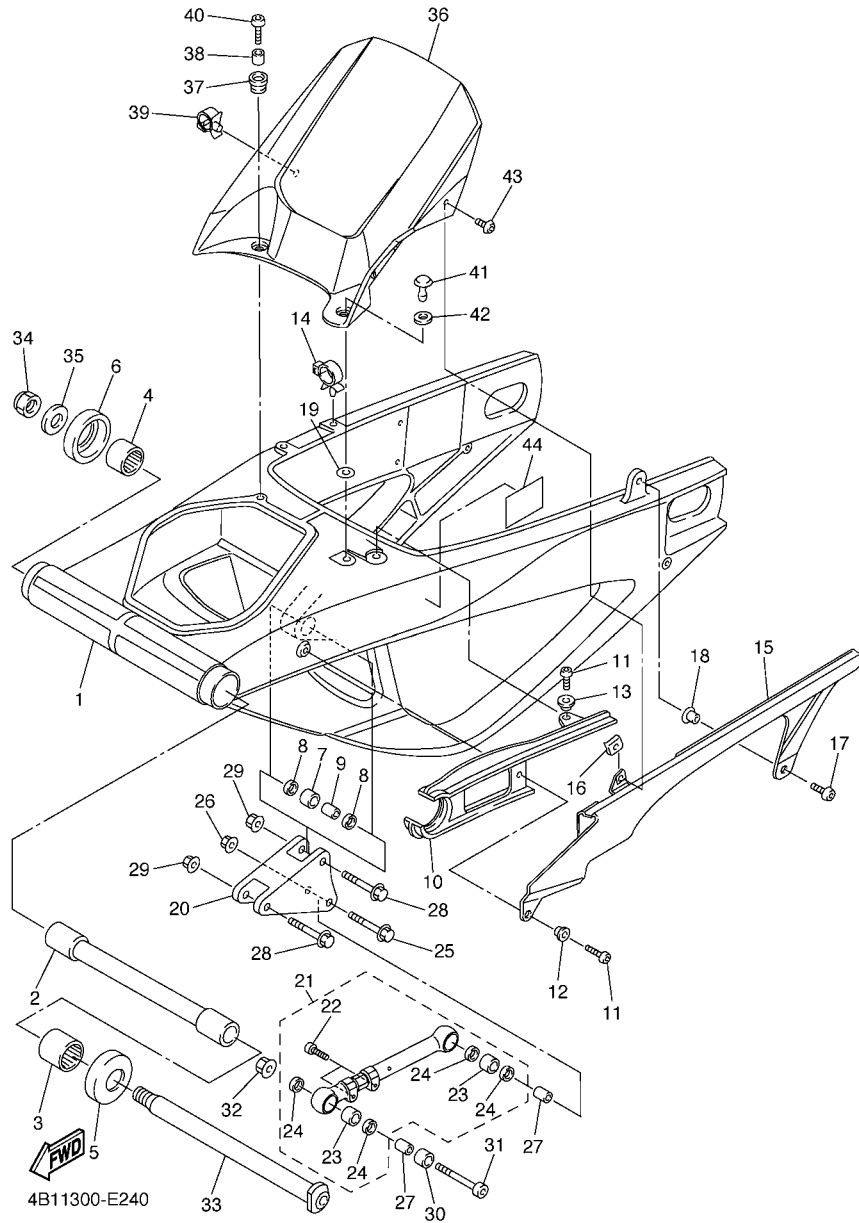
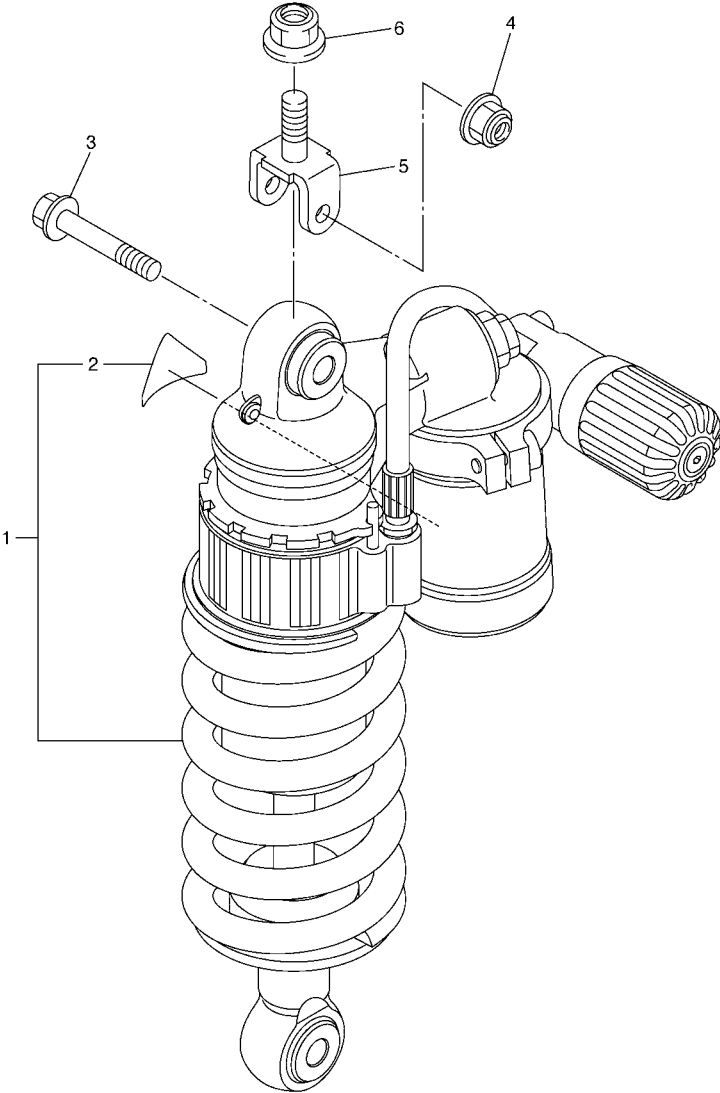


FIG. 24 REAR ARM

| REF. NO. | PART NO. | DESCRIPTION | 4B11 | 4B12 | 4B13 | REMARKS |
|----------|--------------|---------------------------|------|------|------|---------|
| 28 | 90105-10018 | BOLT, FLANGE | 2 | 2 | 2 | |
| 29 | 95607-10200 | NUT, U FLANGE | 2 | 2 | 2 | |
| 30 | 90387-1013U | COLLAR | 1 | 1 | 1 | |
| 31 | 90110-10011 | BOLT, HEXAGON SOCKET HEAD | 1 | 1 | 1 | |
| 32 | 95607-10200 | NUT, U FLANGE | 1 | 1 | 1 | |
| 33 | 5VY-22141-00 | SHAFT, PIVOT | 1 | 1 | 1 | |
| 34 | 90185-18167 | NUT, SELF-LOCKING | 1 | 1 | 1 | |
| 35 | 90201-18013 | WASHER, PLATE | 1 | 1 | 1 | |
| 36 | 5VY-21650-00 | REAR FENDER COMP. | 1 | 1 | 1 | |
| 37 | 90480-12005 | GROMMET | 2 | 2 | 2 | |
| 38 | 90387-06057 | COLLAR | 2 | 2 | 2 | |
| 39 | 90464-16012 | CLAMP | 1 | 1 | 1 | |
| 40 | 90149-06302 | SCREW | 2 | 2 | 2 | |
| 41 | 90269-08002 | RIVET | 1 | 1 | 1 | |
| 42 | 5PW-28372-00 | DAMPER | 1 | 1 | 1 | |
| 43 | 90111-05003 | BOLT, HEX. SOCKET BUTTON | 1 | 1 | 1 | |
| 44 | 5VY-21668-00 | LABEL, TIRE | 1 | 1 | 1 | |
| | | | | | | |
| | | | | | | |
| | | | | | | |

FIG. 25 REAR SUSPENSION

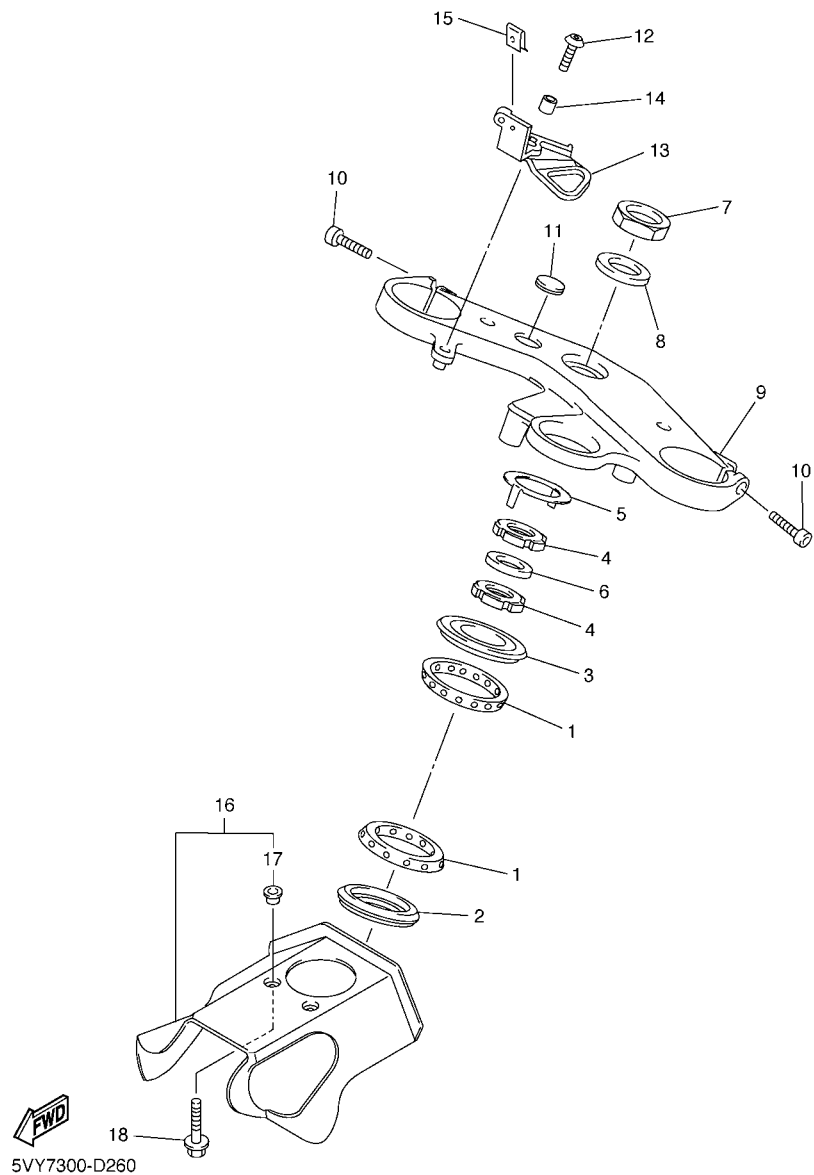


| REF. NO. | PART NO. | DESCRIPTION | 4B11 | 4B12 | 4B13 | REMARKS |
|----------|--------------|---------------------------|------|------|------|---------|
| 1 | 4B1-22210-00 | SHOCK ABSORBER ASSY, REAR | 1 | 1 | 1 | |
| 2 | 4AA-22259-40 | .LABEL, WARNING | 1 | 1 | 1 | |
| 3 | 90105-10017 | BOLT, FLANGE | 1 | 1 | 1 | |
| 4 | 95607-10200 | NUT, U FLANGE | 1 | 1 | 1 | |
| 5 | 5SL-22219-00 | BRACKET, UPPER | 1 | 1 | 1 | |
| 6 | 95607-14200 | NUT, SELF-LOCKING | 1 | 1 | 1 | |
| | | | | | | |
| | | | | | | |
| | | | | | | |
| | | | | | | |
| | | | | | | |
| | | | | | | |



4B11300-E250

FIG. 26 STEERING



| REF. NO. | PART NO. | DESCRIPTION | 4B11 | 4B12 | 4B13 | REMARKS |
|----------|--------------|-------------------------|------|------|------|---------|
| | | | | | | |
| 1 | 93399-99932 | BEARING | 2 | 2 | 2 | |
| 2 | 3FV-23462-00 | SEAL, STEERING | 1 | 1 | 1 | |
| 3 | 4XV-23415-01 | COVER, BALL RACE 1 | 1 | 1 | 1 | |
| 4 | 90179-30691 | NUT | 2 | 2 | 2 | |
| 5 | 5VY-23418-00 | WASHER, SPECIAL | 1 | 1 | 1 | |
| 6 | 90202-30235 | WASHER, PLATE | 1 | 1 | 1 | |
| 7 | 90170-28419 | NUT | 1 | 1 | 1 | |
| 8 | 90201-281U8 | WASHER, PLATE | 1 | 1 | 1 | |
| 9 | 5VY-23435-01 | CROWN, HANDLE | 1 | 1 | 1 | |
| 10 | 91314-08030 | BOLT | 2 | 2 | 2 | |
| 11 | 4XV-2341B-00 | EMBLEM | 1 | 1 | 1 | |
| 12 | 90111-06041 | BOLT,HEX. SOCKET BUTTON | 1 | 1 | 1 | |
| 13 | 5VY-26292-10 | STAY | 1 | 1 | 1 | |
| 14 | 90387-06057 | COLLAR | 1 | 1 | 1 | |
| 15 | 90183-050A0 | NUT, SPRING | 1 | 1 | 1 | |
| 16 | 5VY-23808-00 | STRG. COVER. ASSY | 1 | 1 | 1 | |
| 17 | 90387-0611K | .COLLAR | 2 | 2 | 2 | |
| 18 | 90109-065G4 | BOLT | 2 | 2 | 2 | |
| | | | | | | |
| | | | | | | |
| | | | | | | |

D12



4B11300-E270

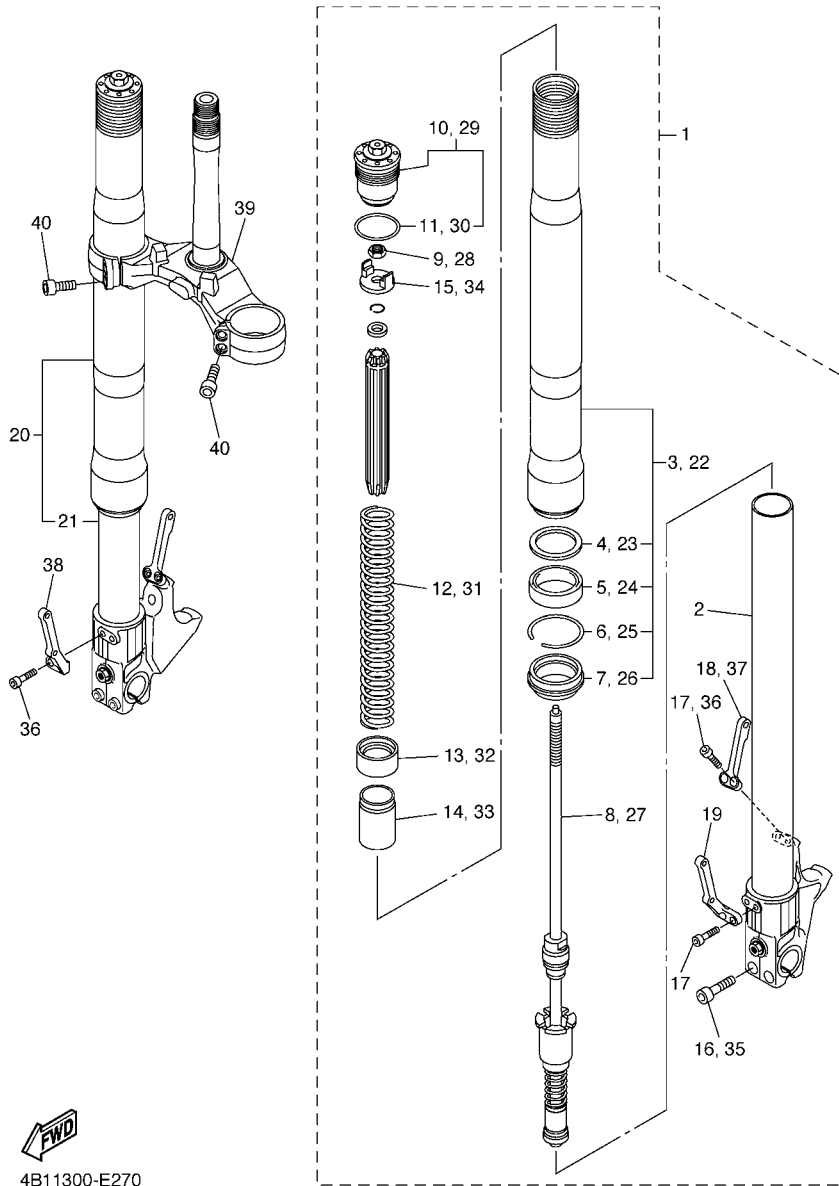


FIG. 27 FRONT FORK

| REF. NO. | PART NO. | DESCRIPTION | 4B11 | 4B12 | 4B13 | REMARKS |
|----------|--------------|-----------------------------|------|------|------|---------|
| 1 | 4B1-23102-00 | FRONT FORK ASSY (L.H) | 1 | 1 | 1 | |
| 2 | 4B1-23110-00 | .INNER TUBE COMP.1 | 1 | 1 | 1 | |
| 3 | 4B1-23106-00 | .OUTER TUBE COMP. (L.H) | 1 | 1 | 1 | |
| 4 | 4TX-23115-00 | ..GUIDE, COVER UPPER | 1 | 1 | 1 | |
| 5 | 5VX-23145-00 | ..OIL SEAL | 1 | 1 | 1 | |
| 6 | 4TX-23156-00 | ..CLIP, OIL SEAL | 1 | 1 | 1 | |
| 7 | 4TX-23144-00 | ..SEAL, DUST | 1 | 1 | 1 | |
| 8 | 4B1-23170-00 | .CYLINDER COMP., FRONT FORK | 1 | 1 | 1 | |
| 9 | 95302-12700 | .NUT | 1 | 1 | 1 | |
| 10 | 4B1-23111-00 | .BOLT, CAP | 1 | 1 | 1 | |
| 11 | 93210-41N50 | ..O-RING | 1 | 1 | 1 | |
| 12 | 4B1-23141-00 | .SPRING, FRONT FORK | 1 | 1 | 1 | |
| 13 | 4B1-2331K-00 | .ADJUSTER | 1 | 1 | 1 | |
| 14 | 4B1-2331L-00 | .SEAT, SPRING UPPER | 1 | 1 | 1 | |
| 15 | 4B1-23142-00 | .SEAT, SPRING UPPER | 1 | 1 | 1 | |
| 16 | 91314-08040 | .BOLT | 2 | 2 | 2 | |
| 17 | 91314-05010 | .BOLT | 4 | 4 | 4 | |
| 18 | 4B1-2334G-00 | .BRACKET 1 | 1 | 1 | 1 | |
| 19 | 4B1-2317F-00 | .STAY 2 | 1 | 1 | 1 | |
| 20 | 4B1-23103-00 | FRONT FORK ASSY (R.H) | 1 | 1 | 1 | |
| 21 | 4B1-23120-00 | .INNER TUBE COMP.2 | 1 | 1 | 1 | |
| 22 | 4B1-23106-00 | .OUTER TUBE COMP. (L.H) | 1 | 1 | 1 | |
| 23 | 4TX-23115-00 | ..GUIDE, COVER UPPER | 1 | 1 | 1 | |
| 24 | 5VX-23145-00 | ..OIL SEAL | 1 | 1 | 1 | |
| 25 | 4TX-23156-00 | ..CLIP, OIL SEAL | 1 | 1 | 1 | |
| 26 | 4TX-23144-00 | ..SEAL, DUST | 1 | 1 | 1 | |
| 27 | 4B1-23170-00 | .CYLINDER COMP., FRONT FORK | 1 | 1 | 1 | |

D13

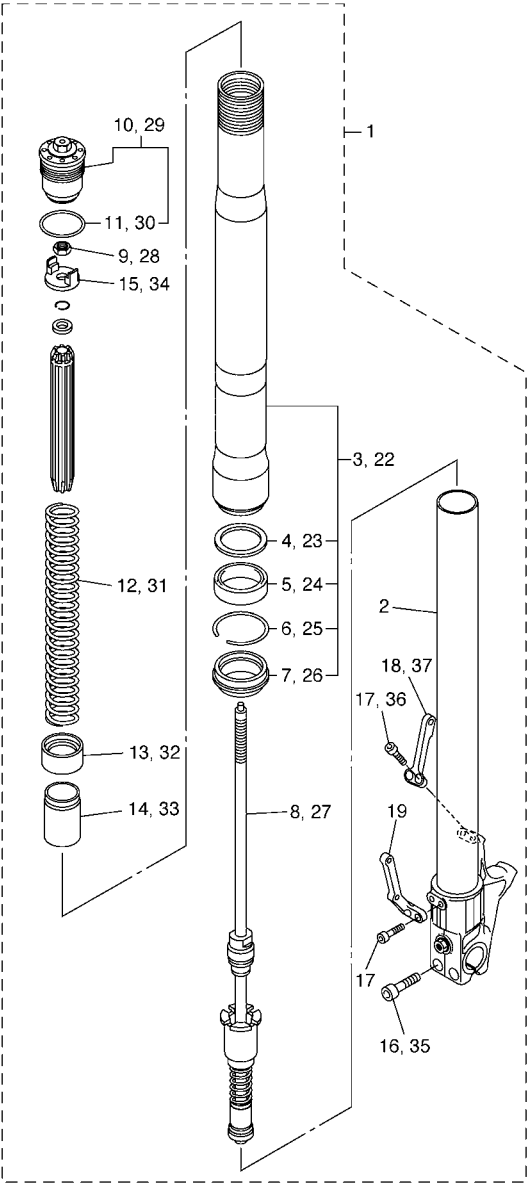
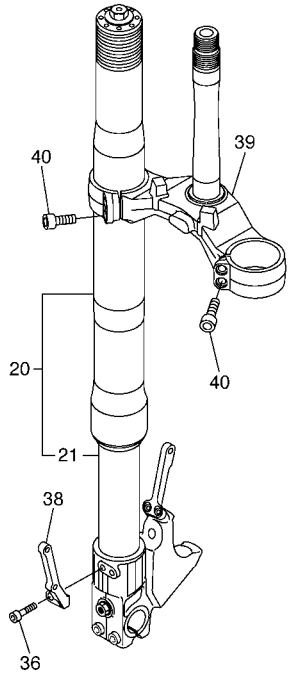
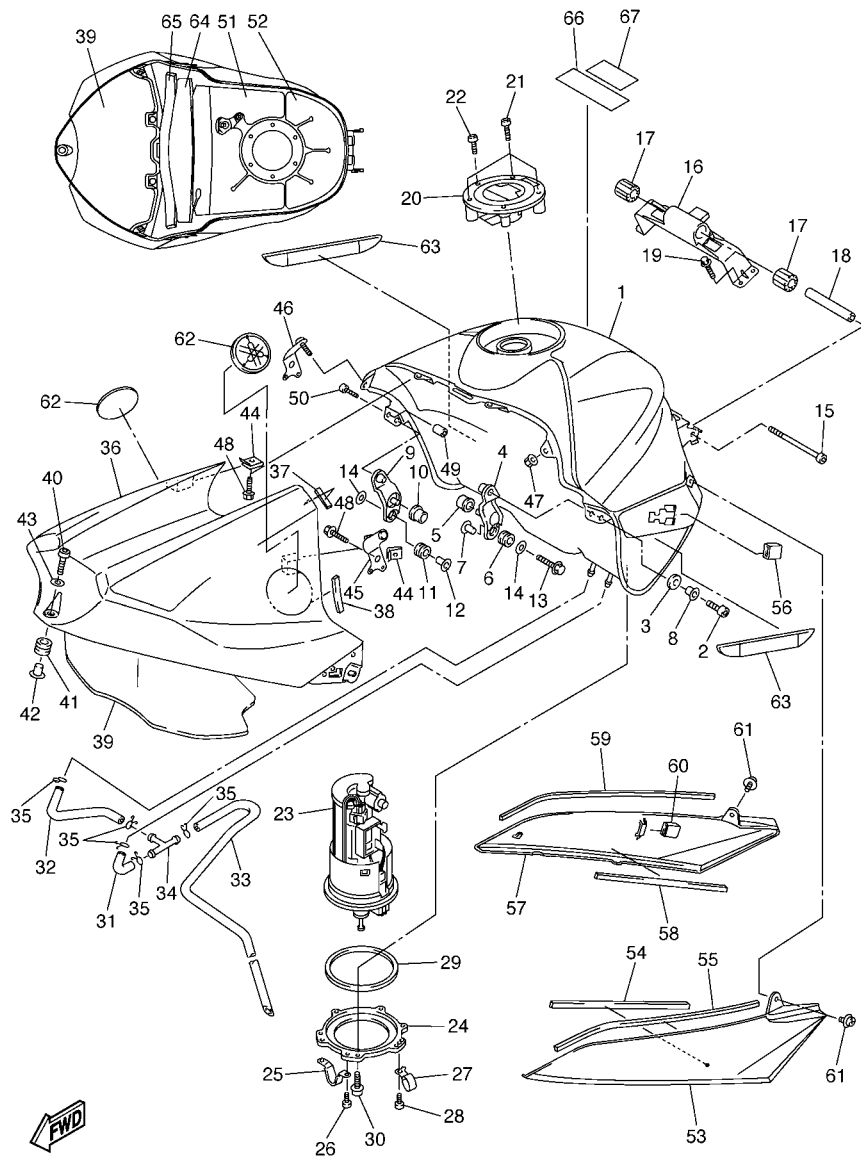


FIG. 27 FRONT FORK

| REF. NO. | PART NO. | DESCRIPTION | 4B11 | 4B12 | 4B13 | REMARKS |
|----------|--------------|---------------------|------|------|------|---------|
| | | | | | | |
| 28 | 95302-12700 | .NUT | 1 | 1 | 1 | |
| 29 | 4B1-23111-00 | .BOLT, CAP | 1 | 1 | 1 | |
| 30 | 93210-41N50 | .O-RING | 1 | 1 | 1 | |
| 31 | 4B1-23141-00 | .SPRING, FRONT FORK | 1 | 1 | 1 | |
| 32 | 4B1-2331K-00 | .ADJUSTER | 1 | 1 | 1 | |
| 33 | 4B1-2331L-00 | .SEAT, SPRING UPPER | 1 | 1 | 1 | |
| 34 | 4B1-23142-00 | .SEAT, SPRING UPPER | 1 | 1 | 1 | |
| 35 | 91314-08040 | .BOLT | 2 | 2 | 2 | |
| 36 | 91314-05010 | .BOLT | 4 | 4 | 4 | |
| 37 | 4B1-2334G-00 | .BRACKET 1 | 1 | 1 | 1 | |
| 38 | 4B1-2317M-00 | .STAY 3 | 1 | 1 | 1 | |
| 39 | 5VY-23340-30 | UNDER BRACKET COMP. | 1 | 1 | 1 | |
| 40 | 91314-08030 | BOLT | 4 | 4 | 4 | |
| | | | | | | |
| | | | | | | |
| | | | | | | |
| | | | | | | |
| | | | | | | |



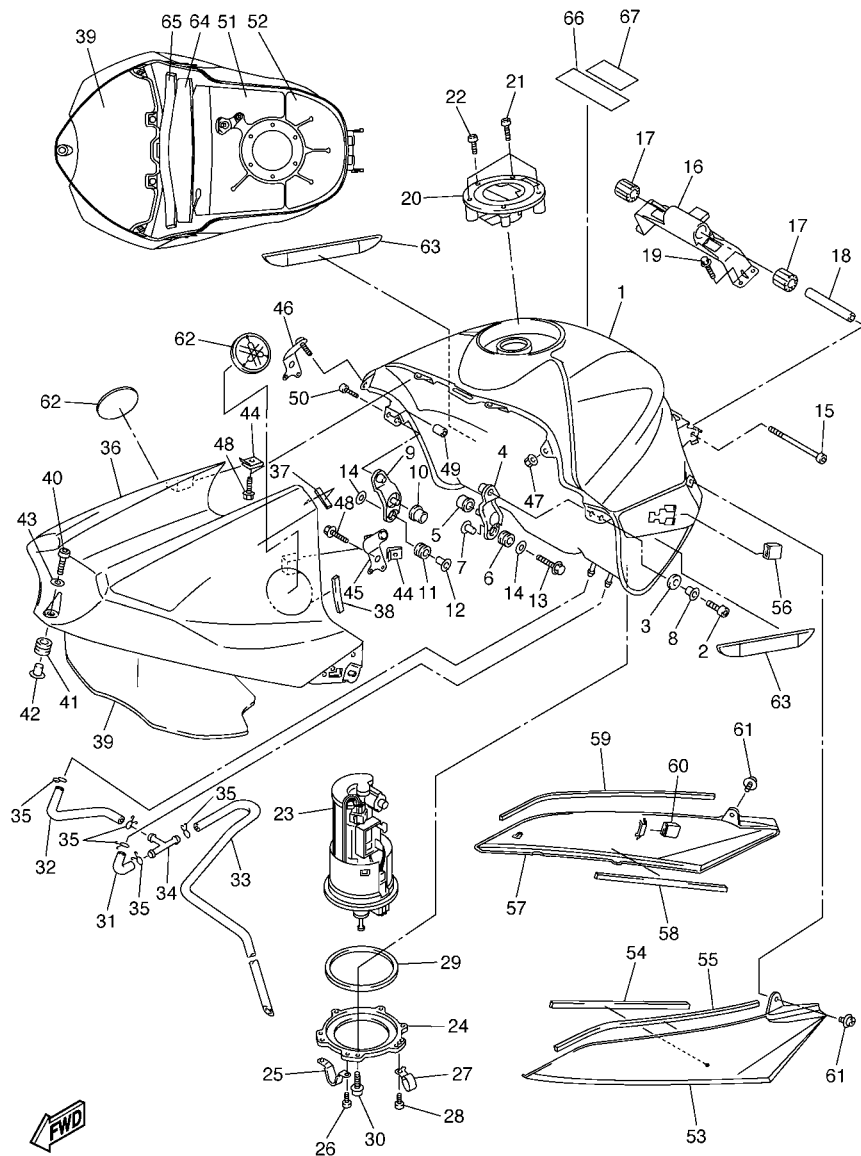
4B11300-E270



4B11300-E280

FIG. 28 FUEL TANK

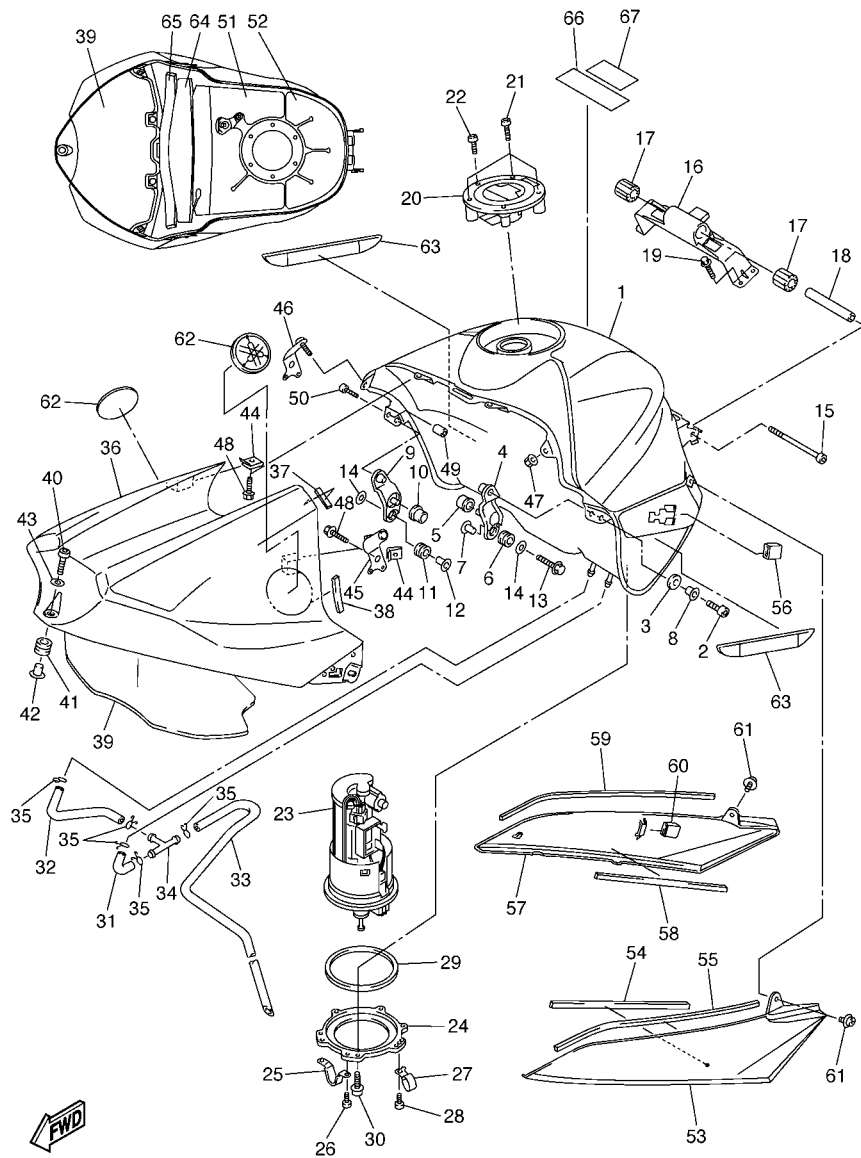
| REF. NO. | PART NO. | DESCRIPTION | 4B11 | 4B12 | 4B13 | REMARKS |
|----------|-----------------|---------------------------|------|------|------|---------|
| 1 | 5VY-YK241-30-P2 | FUEL TANK COMP. | 1 | 1 | 1 | SMX |
| 2 | 91317-06016 | BOLT | 2 | 2 | 2 | |
| 3 | 5VY-24183-00 | DAMPER, LOCATING 3 | 2 | 2 | 2 | |
| 4 | 5VY-24191-00 | BRACKET, FUEL TANK 1 | 1 | 1 | 1 | |
| 5 | 5VY-24181-00 | DAMPER, LOCATING 1 | 1 | 1 | 1 | |
| 6 | 90480-10542 | GROMMET | 1 | 1 | 1 | |
| 7 | 90387-066Y6 | COLLAR | 1 | 1 | 1 | |
| 8 | 90387-061U9 | COLLAR | 2 | 2 | 2 | |
| 9 | 5VY-24192-00 | BRACKET, FUEL TANK 2 | 1 | 1 | 1 | |
| 10 | 5VY-24181-00 | DAMPER, LOCATING 1 | 1 | 1 | 1 | |
| 11 | 90480-10542 | GROMMET | 1 | 1 | 1 | |
| 12 | 90387-066Y6 | COLLAR | 1 | 1 | 1 | |
| 13 | 95027-06030 | BOLT, FLANGE | 2 | 2 | 2 | |
| 14 | 90201-06063 | WASHER, PLATE | 2 | 2 | 2 | |
| 15 | 91317-06090 | BOLT | 1 | 1 | 1 | |
| 16 | 5VY-2413Y-00 | BRACKET, TANK FITTING | 1 | 1 | 1 | |
| 17 | 5SL-24183-00 | DAMPER, LOCATING 3 | 2 | 2 | 2 | |
| 18 | 90387-06055 | COLLAR | 1 | 1 | 1 | |
| 19 | 95027-06020 | BOLT, FLANGE | 4 | 4 | 4 | |
| 20 | 5JJ-24602-00 | CAP ASSY | 1 | 1 | 1 | |
| 21 | 90110-05112 | BOLT, HEXAGON SOCKET HEAD | 3 | 3 | 3 | |
| 22 | 91317-05010 | BOLT | 1 | 1 | 1 | |
| 23 | 5PW-13907-01 | FUEL PUMP COMP. | 1 | 1 | 1 | |
| 24 | 5VY-24491-00 | BRACKET, FUEL PUMP | 1 | 1 | 1 | |
| 25 | 5PW-24192-00 | BRACKET, FUEL TANK 2 | 1 | 1 | 1 | |
| 26 | 98907-05008 | SCREW, BIND | 2 | 2 | 2 | |
| 27 | 90461-10010 | CLAMP | 1 | 1 | 1 | |



4B11300-E280

FIG. 28 FUEL TANK

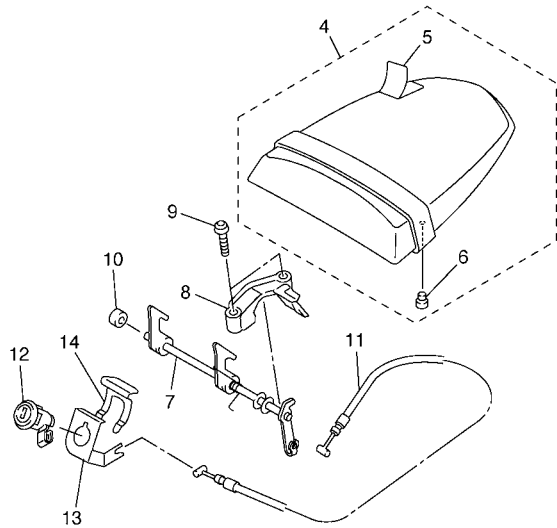
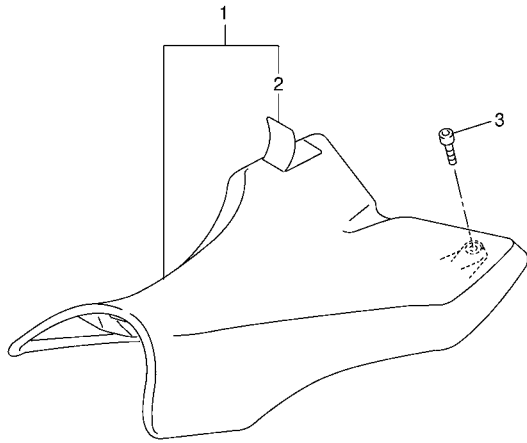
| REF. NO. | PART NO. | DESCRIPTION | 4B11 | 4B12 | 4B13 | REMARKS |
|----------|-----------------|---------------------------|------|------|------|---------|
| | | | | | | |
| 28 | 90154-05012 | SCREW, BINDING | 1 | 1 | 1 | |
| 29 | 5JW-24486-00 | O-RING | 1 | 1 | 1 | |
| 30 | 90110-05014 | BOLT, HEXAGON SOCKET HEAD | 6 | 6 | 6 | |
| 31 | 5VY-24315-00 | PIPE 5 | 1 | 1 | 1 | |
| 32 | 5VY-24316-00 | PIPE 6 | 1 | 1 | 1 | |
| 33 | 5VY-24317-00 | PIPE 7 | 1 | 1 | 1 | |
| 34 | 90413-07007 | WAY 3 | 1 | 1 | 1 | |
| 35 | 90467-09006 | CLIP | 5 | 5 | 5 | |
| 36 | 5VY-2171A-01-P4 | COVER, TOP | 1 | 1 | 1 | MBL2 |
| 37 | 5VY-2414J-00 | DAMPER, PLATE 2 | 2 | 2 | 2 | |
| 38 | 4XV-2834E-00 | DAMPER 1 | 2 | 2 | 2 | |
| 39 | 5VY-24145-00 | DAMPER, SIDE COVER | 1 | 1 | 1 | |
| 40 | 91314-06025 | BOLT | 1 | 1 | 1 | |
| 41 | 90480-12314 | GROMMET | 1 | 1 | 1 | |
| 42 | 90387-065J6 | COLLAR | 1 | 1 | 1 | |
| 43 | 90201-06M30 | WASHER, PLATE | 1 | 1 | 1 | |
| 44 | 90183-05074 | NUT, SPRING | 4 | 4 | 4 | |
| 45 | 5VY-24117-00 | STAY, FUEL TANK 3 | 1 | 1 | 1 | |
| 46 | 5VY-24118-00 | STAY, FUEL TANK 4 | 1 | 1 | 1 | |
| 47 | 95707-05500 | NUT, FLANGE | 2 | 2 | 2 | |
| 48 | 90105-05002 | BOLT, FLANGE | 4 | 4 | 4 | |
| 49 | 90179-05523 | NUT | 2 | 2 | 2 | |
| 50 | 98907-05014 | SCREW, BIND | 2 | 2 | 2 | |
| 51 | 5VY-2414N-00 | DAMPER, PLATE 4 | 1 | 1 | 1 | |
| 52 | 5VY-2414P-00 | DAMPER, PLATE 5 | 1 | 1 | 1 | |
| 53 | 5VY-24129-01 | COVER, SIDE 1 | 1 | 1 | 1 | |
| 54 | 5PW-2414J-00 | DAMPER, PLATE 2 | 1 | 1 | 1 | |



4B11300-E280

FIG. 28 FUEL TANK

| REF. NO. | PART NO. | DESCRIPTION | 4B11 | 4B12 | 4B13 | REMARKS |
|----------|--------------|--------------------|------|------|------|---------|
| | | | | | | |
| 55 | 5PW-2414H-00 | DAMPER, PLATE 1 | 1 | 1 | 1 | |
| 56 | 5PW-2411J-01 | DAMPER, SIDE COVER | 1 | 1 | 1 | |
| 57 | 5VY-24139-01 | COVER, SIDE 2 | 1 | 1 | 1 | |
| 58 | 5PW-2414J-00 | DAMPER, PLATE 2 | 1 | 1 | 1 | |
| 59 | 5PW-2414H-00 | DAMPER, PLATE 1 | 1 | 1 | 1 | |
| 60 | 5PW-2411J-01 | DAMPER, SIDE COVER | 1 | 1 | 1 | |
| 61 | 90159-05015 | SCREW, WITH WASHER | 2 | 2 | 2 | |
| 62 | 5PW-2413B-10 | EMBLEM | 2 | 2 | 2 | |
| 63 | 5VY-2414K-00 | DAMPER, PLATE 3 | 2 | 2 | 2 | |
| 64 | 5VY-2414R-00 | DAMPER, PLATE 6 | 1 | 1 | 1 | |
| 65 | 5VY-2414H-00 | DAMPER, PLATE 1 | 1 | 1 | 1 | |
| 66 | 5PA-21568-00 | LABEL, WARNING | 1 | 1 | 1 | |
| 67 | 5PW-2415E-01 | LABEL, CAUTION | 1 | 1 | 1 | |
| | | | | | | |
| | | | | | | |
| | | | | | | |
| | | | | | | |



5VY1300-C290

FIG. 29 SEAT

| REF. NO. | PART NO. | DESCRIPTION | 4B11 | 4B12 | 4B13 | REMARKS |
|----------|--------------|---------------------------|------|------|------|---------|
| | | | | | | |
| 1 | 5VY-24710-00 | SINGLE SEAT ASSY | 1 | 1 | 1 | |
| 2 | 5VY-2470F-00 | .SEAT COVER COMP. | 1 | 1 | 1 | |
| 3 | 90110-06258 | BOLT, HEXAGON SOCKET HEAD | 2 | 2 | 2 | |
| 4 | 5VY-24750-00 | TANDEM SEAT ASSY | 1 | 1 | 1 | |
| 5 | 5VY-24751-00 | .COVER, TANDEM SEAT | 1 | 1 | 1 | |
| 6 | 5SL-24723-00 | .DAMPER, SEAT | 2 | 2 | 2 | |
| 7 | 5VY-24780-00 | SEAT LOCK ASSY | 1 | 1 | 1 | |
| 8 | 5VY-24792-00 | PLATE | 1 | 1 | 1 | |
| 9 | 92017-06025 | BOLT, BUTTON HEAD | 2 | 2 | 2 | |
| 10 | 5VY-24729-00 | SPACER 2 | 1 | 1 | 1 | |
| 11 | 5VY-2478E-00 | CABLE, SEAT LOCK | 1 | 1 | 1 | |
| 12 | 5VY-W2470-00 | SEAT LOCK ASSY | 1 | 1 | 1 | |
| 13 | 5VY-2117K-01 | STAY, LOCK | 1 | 1 | 1 | |
| 14 | 5VY-2176V-00 | SPRING, LOCK 2 | 1 | 1 | 1 | |
| | | | | | | |
| | | | | | | |
| | | | | | | |
| | | | | | | |

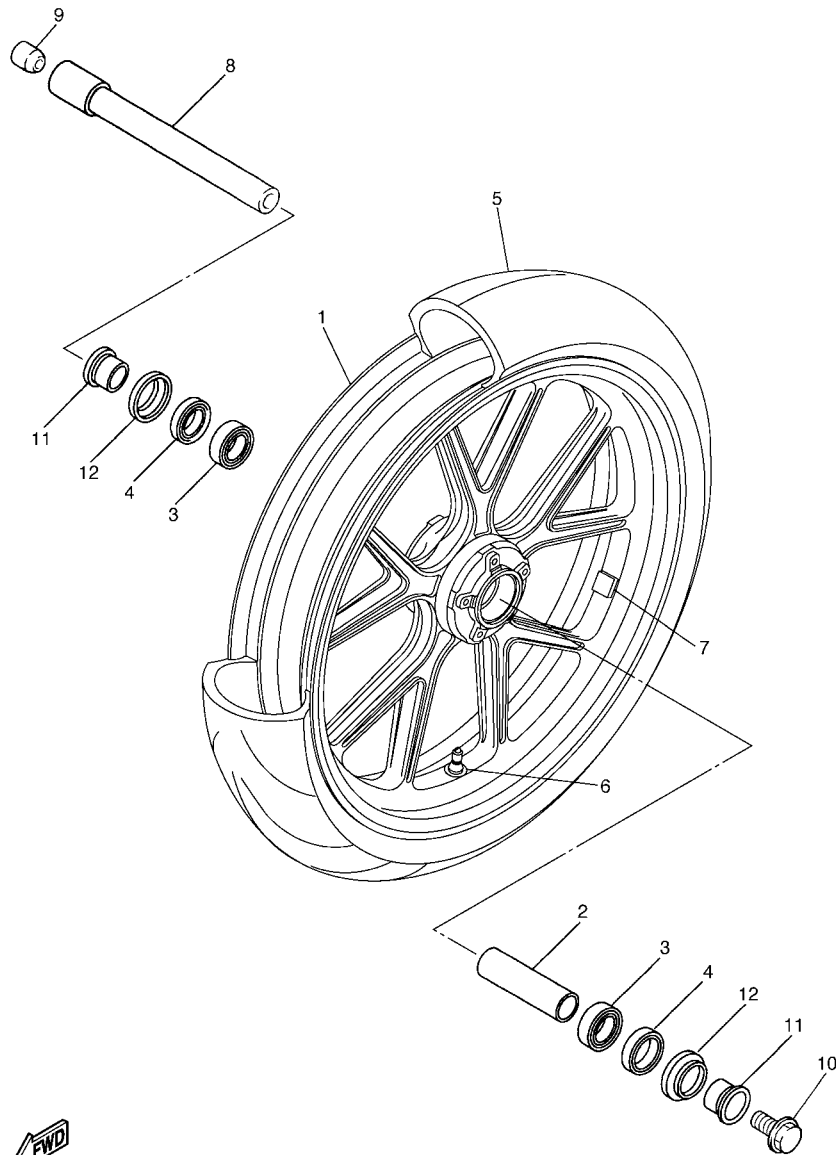


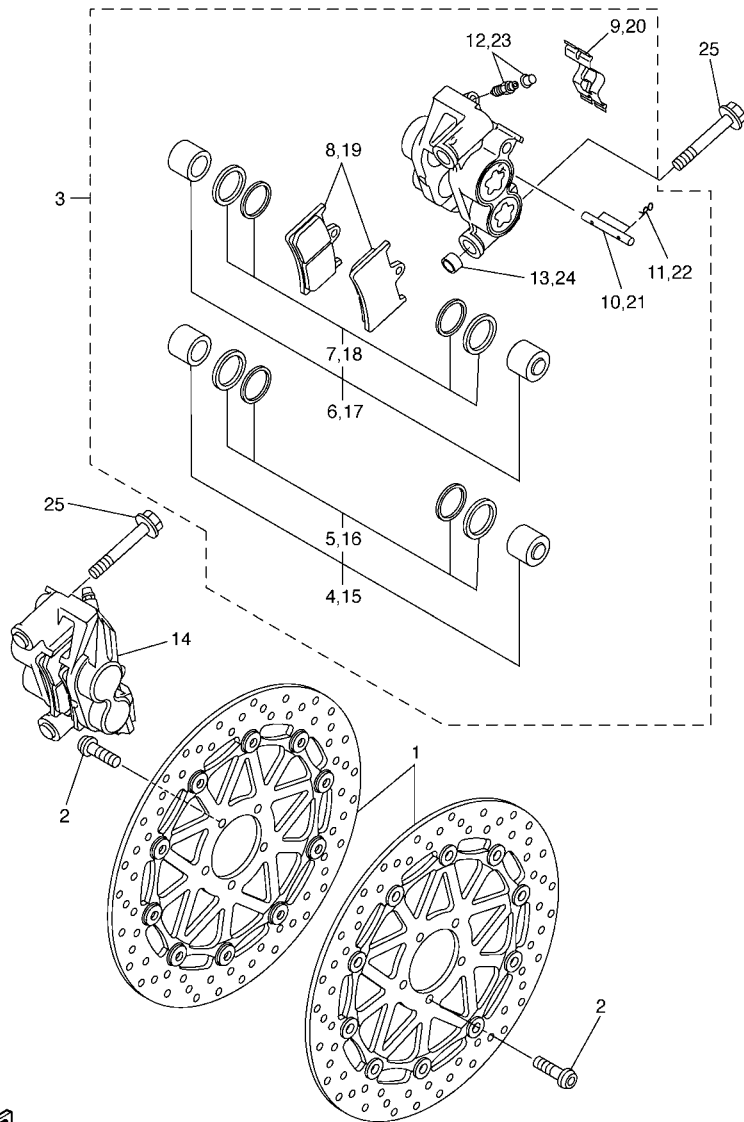
FIG. 30 FRONT WHEEL

| REF. NO. | PART NO. | DESCRIPTION | 4B11 | 4B12 | 4B13 | REMARKS |
|----------|--------------|--------------------------------|------|------|------|----------|
| 1 | 4B1-2516C-00 | WHEEL, FORGED | 1 | 1 | 1 | |
| 2 | 4XV-25117-00 | SPACER, BEARING | 1 | 1 | 1 | |
| 3 | 93306-00420 | BEARING | 2 | 2 | 2 | |
| 4 | 93106-28043 | OIL SEAL | 2 | 2 | 2 | |
| 5 | * | TIRE(120/70ZR17M/C 58W DIABLO) | 1 | 1 | 1 | |
| 6 | 93900-00030 | VALVE, RIM (TR412) | 1 | 1 | 1 | TAIHEIYO |
| 7 | 4B1-25398-00 | BALANCER, WHEEL | 1 | 1 | 1 | UN 10Gx7 |
| 8 | 5PW-25181-00 | AXLE, WHEEL | 1 | 1 | 1 | |
| 9 | 5PW-25188-00 | CAP | 1 | 1 | 1 | |
| 10 | 90105-14002 | BOLT, FLANGE | 1 | 1 | 1 | |
| 11 | 4XV-25186-00 | COLLAR, WHEEL | 2 | 2 | 2 | |
| 12 | 4XV-25118-00 | COVER, HUB DUST | 2 | 2 | 2 | |
| | | | | | | |
| | | | | | | |
| | | | | | | |
| | | | | | | |



4B11300-E300

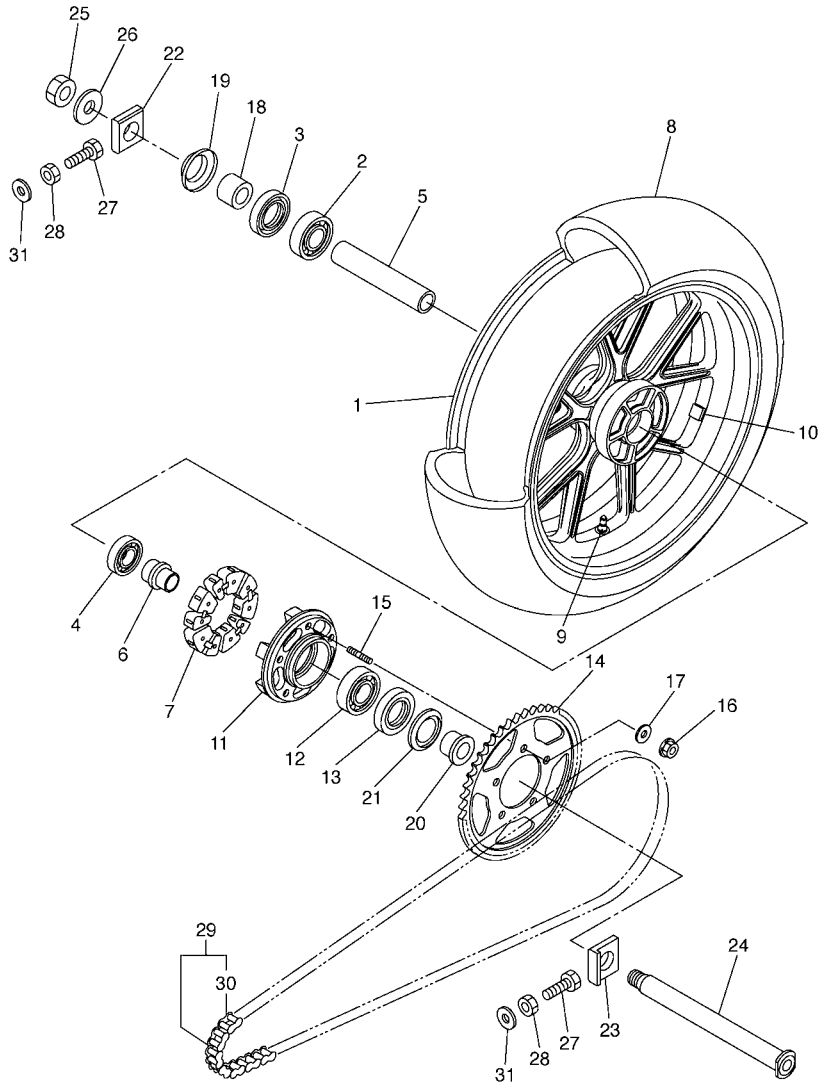
FIG. 31 FRONT BRAKE CALIPER



| REF. NO. | PART NO. | DESCRIPTION | 4B11 | 4B12 | 4B13 | REMARKS |
|----------|--------------|-----------------------|------|------|------|---------|
| | | | | | | |
| 1 | 4B1-2581T-00 | DISK BRAKE ASSY | 2 | 2 | 2 | |
| 2 | 90109-083G4 | BOLT | 10 | 10 | 10 | |
| 3 | 4B1-2580T-00 | CALIPER ASSY (LEFT) | 1 | 1 | 1 | |
| 4 | 5PW-W0057-00 | .PISTON ASSY, CALIPER | 1 | 1 | 1 | |
| 5 | 5PW-W0047-00 | ..CALIPER SEAL KIT | 1 | 1 | 1 | |
| 6 | 5PW-W0057-10 | .PISTON ASSY, CALIPER | 1 | 1 | 1 | |
| 7 | 5PW-W0047-10 | ..CALIPER SEAL KIT | 1 | 1 | 1 | |
| 8 | 5VY-W0045-00 | .BRAKE PAD KIT | 1 | 1 | 1 | |
| 9 | 4SV-25919-00 | .SUPPORT, PAD | 1 | 1 | 1 | |
| 10 | 4SV-25924-00 | .PIN, PAD | 1 | 1 | 1 | |
| 11 | 3GM-25925-00 | .CLIP | 2 | 2 | 2 | |
| 12 | 1J3-W0048-00 | .BLEED SCREW KIT | 1 | 1 | 1 | |
| 13 | 5VY-2583B-00 | .PIN, KNOCK | 2 | 2 | 2 | |
| 14 | 4B1-2580U-00 | CALIPER ASSY (RIGHT) | 1 | 1 | 1 | |
| 15 | 5PW-W0057-00 | .PISTON ASSY, CALIPER | 1 | 1 | 1 | |
| 16 | 5PW-W0047-00 | ..CALIPER SEAL KIT | 1 | 1 | 1 | |
| 17 | 5PW-W0057-10 | .PISTON ASSY, CALIPER | 1 | 1 | 1 | |
| 18 | 5PW-W0047-10 | ..CALIPER SEAL KIT | 1 | 1 | 1 | |
| 19 | 5VY-W0045-00 | .BRAKE PAD KIT | 1 | 1 | 1 | |
| 20 | 4SV-25919-00 | .SUPPORT, PAD | 1 | 1 | 1 | |
| 21 | 4SV-25924-00 | .PIN, PAD | 1 | 1 | 1 | |
| 22 | 3GM-25925-00 | .CLIP | 2 | 2 | 2 | |
| 23 | 1J3-W0048-00 | .BLEED SCREW KIT | 1 | 1 | 1 | |
| 24 | 5VY-2583B-00 | .PIN, KNOCK | 2 | 2 | 2 | |
| 25 | 90401-10012 | BOLT, UNION | 4 | 4 | 4 | |



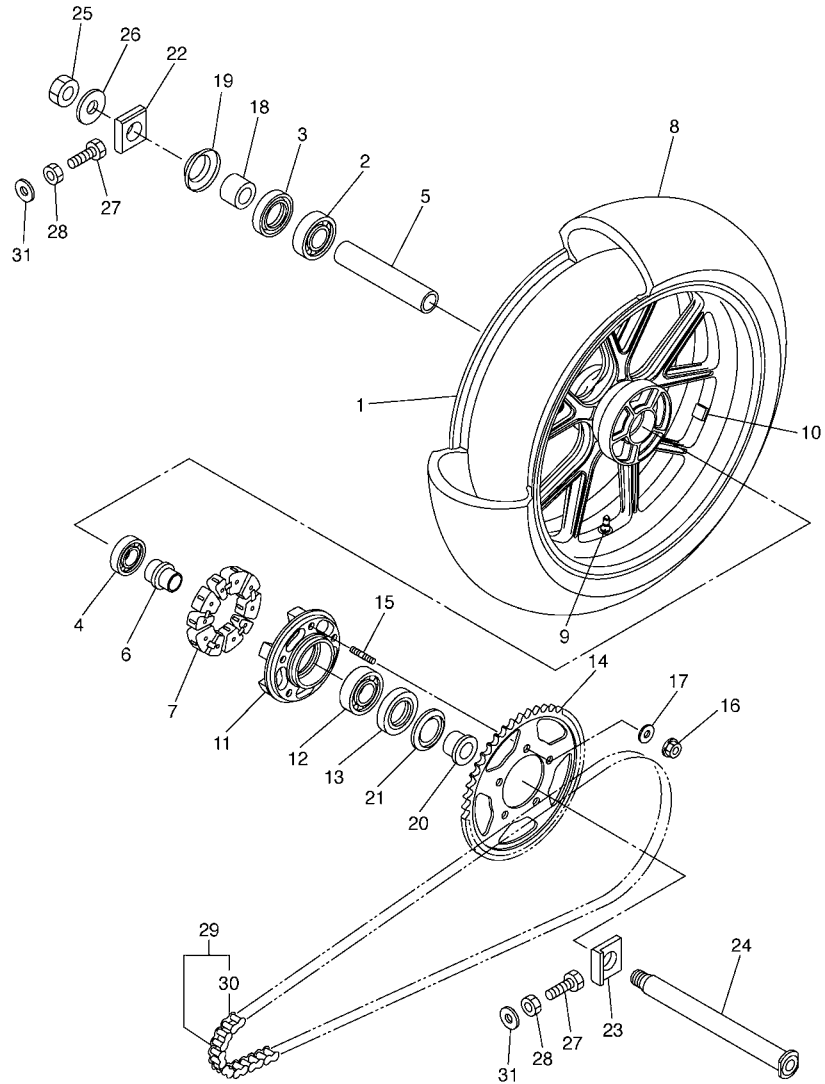
4B11300-E310



4B11300-E320

FIG. 32 REAR WHEEL

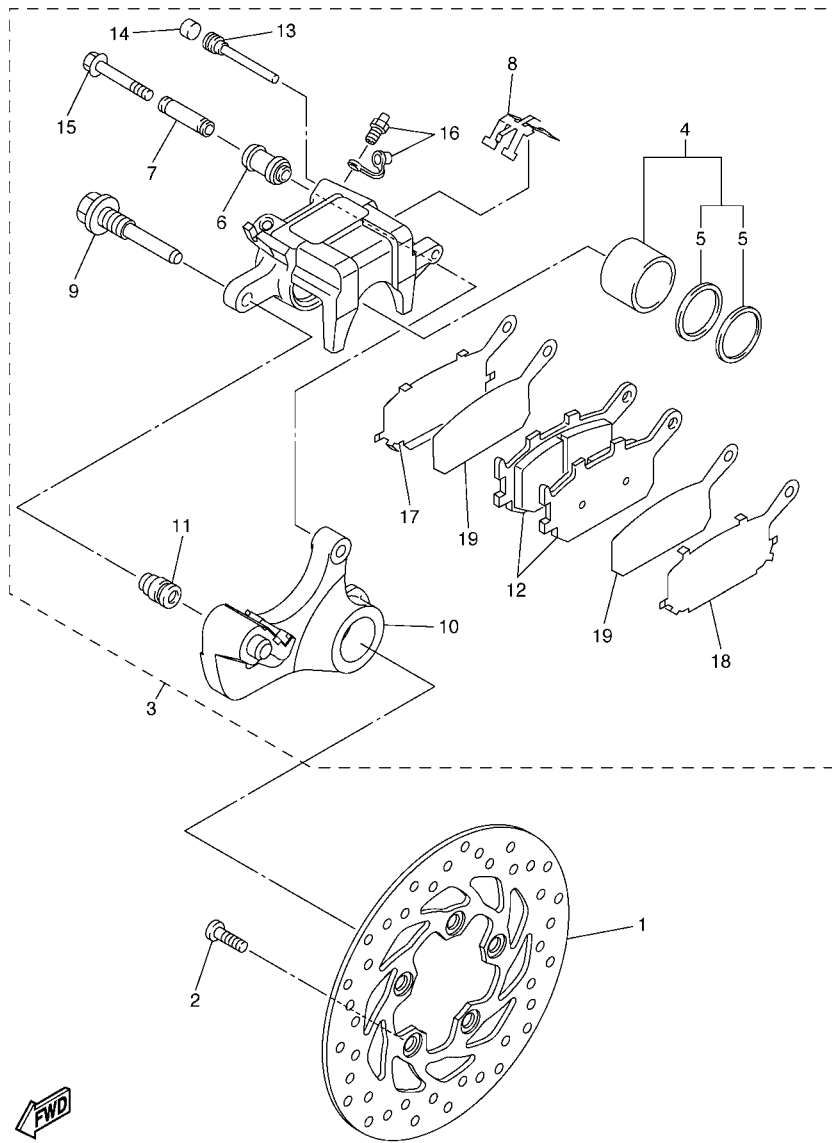
| REF. NO. | PART NO. | DESCRIPTION | 4B11 | 4B12 | 4B13 | REMARKS |
|----------|--------------|--------------------------------|------|------|------|----------|
| | | | | | | |
| 1 | 4B1-2533C-00 | WHEEL, FORGED | 1 | 1 | 1 | |
| 2 | 93306-20531 | BEARING | 1 | 1 | 1 | |
| 3 | 93106-40013 | OIL SEAL | 1 | 1 | 1 | |
| 4 | 93306-07806 | BEARING | 1 | 1 | 1 | |
| 5 | 4XV-25317-00 | SPACER, BEARING | 1 | 1 | 1 | |
| 6 | 4B1-25377-00 | COLLAR, WHEEL | 1 | 1 | 1 | |
| 7 | 4B1-25364-00 | DAMPER | 5 | 5 | 5 | |
| 8 | * | TIRE(190/50ZR17M/C 73W DIABLO) | 1 | 1 | 1 | LM |
| 9 | 93900-00030 | VALVE, RIM (TR412) | 1 | 1 | 1 | TAIHEIYO |
| 10 | 4B1-25398-00 | BALANCER, WHEEL | 1 | 1 | 1 | UN 10Gx7 |
| 11 | 4B1-25366-00 | CLUTCH, HUB | 1 | 1 | 1 | |
| 12 | 93306-20644 | BEARING | 1 | 1 | 1 | |
| 13 | 93106-40041 | OIL SEAL | 1 | 1 | 1 | |
| 14 | 4B1-25445-20 | SPROCKET, DRIVEN (45T) | 1 | 1 | 1 | |
| 15 | 90116-10485 | BOLT, STUD | 5 | 5 | 5 | |
| 16 | 90185-10009 | NUT, SELF-LOCKING | 5 | 5 | 5 | |
| 17 | 90201-10021 | WASHER, PLATE | 5 | 5 | 5 | |
| 18 | 5PW-25377-00 | COLLAR, WHEEL | 1 | 1 | 1 | |
| 19 | 5PW-25367-00 | COVER, HUB DUST | 1 | 1 | 1 | |
| 20 | 5SL-25376-00 | COLLAR, WHEEL | 1 | 1 | 1 | |
| 21 | 4B1-25367-00 | COVER, HUB DUST | 1 | 1 | 1 | |
| 22 | 5VY-25388-00 | PULLER, CHAIN 1 | 1 | 1 | 1 | |
| 23 | 5VY-25389-00 | PULLER, CHAIN 2 | 1 | 1 | 1 | |
| 24 | 5SL-25381-00 | AXLE, WHEEL | 1 | 1 | 1 | |
| 25 | 90185-24165 | NUT, SELF-LOCKING | 1 | 1 | 1 | |
| 26 | 90201-257R5 | WASHER, PLATE | 1 | 1 | 1 | |
| 27 | 90101-08015 | BOLT | 2 | 2 | 2 | |



4B11300-E320

FIG. 32 REAR WHEEL

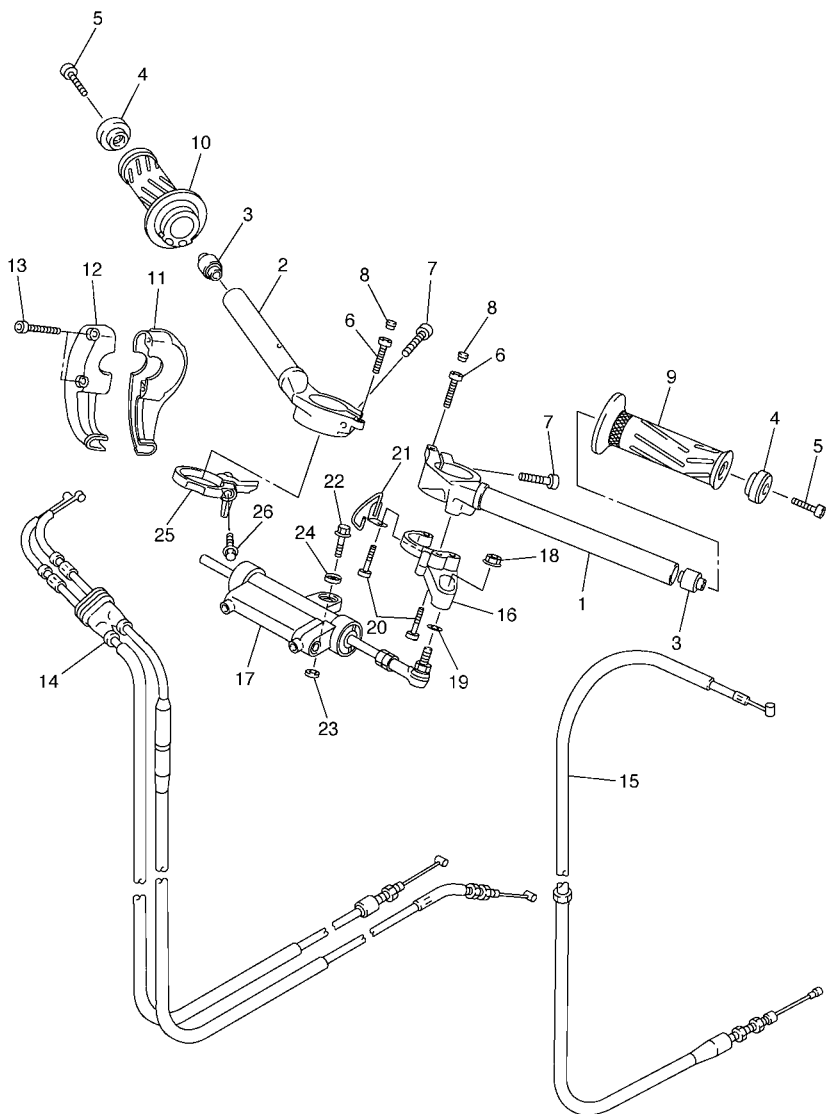
| REF. NO. | PART NO. | DESCRIPTION | 4B11 | 4B12 | 4B13 | REMARKS |
|----------|-------------|------------------------------|------|------|------|---------|
| 28 | 95307-08600 | NUT | 2 | 2 | 2 | |
| 29 | 94582-22118 | CHAIN (DID50VA8-118LL) | 1 | 1 | 1 | |
| 30 | 94682-10031 | .JOINT, CHAIN (DID 50VA8-ZJ) | 1 | 1 | 1 | |
| 31 | 90201-086P8 | WASHER, PLATE | 2 | 2 | 2 | |
| ----- | | | | | | |
| ----- | | | | | | |
| ----- | | | | | | |
| ----- | | | | | | |
| ----- | | | | | | |
| ----- | | | | | | |
| ----- | | | | | | |



4B11300-E330

FIG. 33 REAR BRAKE CALIPER

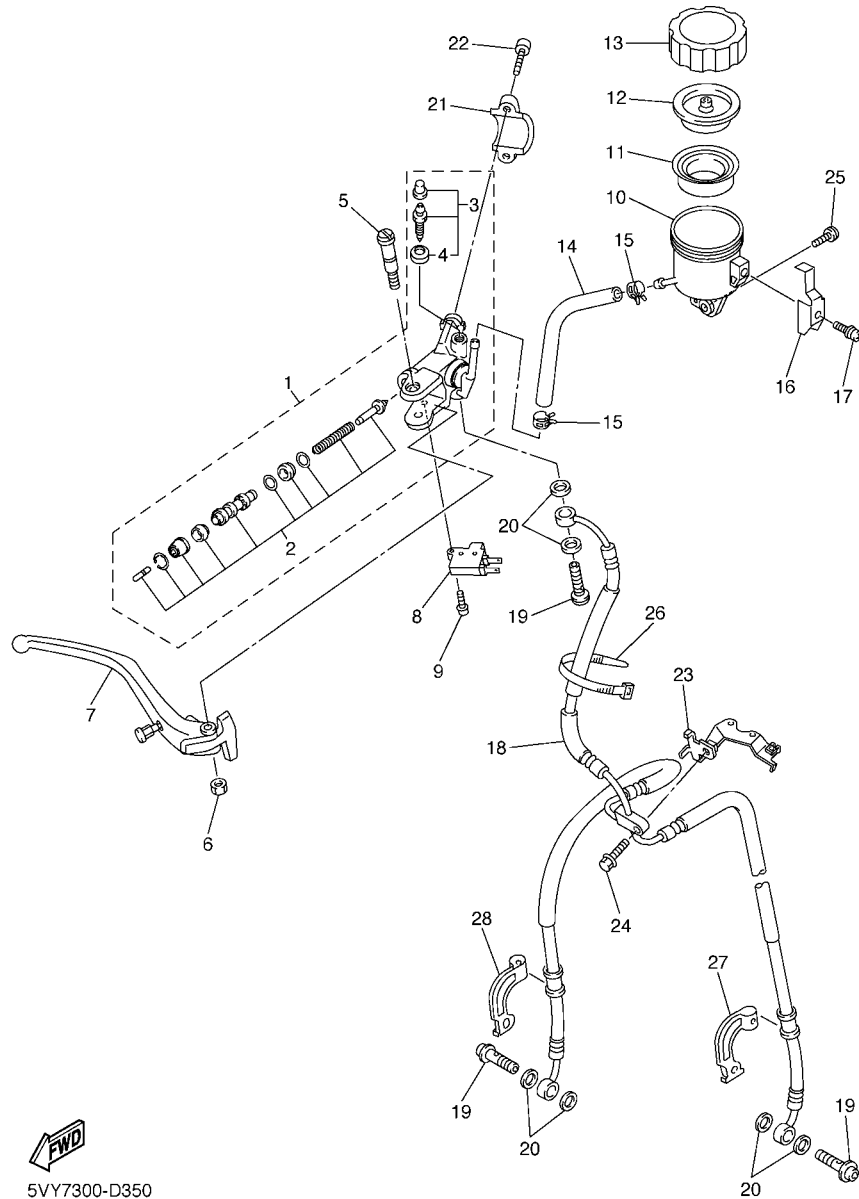
| REF. NO. | PART NO. | DESCRIPTION | 4B11 | 4B12 | 4B13 | REMARKS |
|----------|--------------|-----------------------|------|------|------|---------|
| 1 | 4B1-2582W-00 | DISK, REAR BRAKE 2 | 1 | 1 | 1 | |
| 2 | 90149-08009 | SCREW | 5 | 5 | 5 | |
| 3 | 5VY-2580W-10 | CALIPER ASSY, REAR 2 | 1 | 1 | 1 | |
| 4 | 5VY-W0057-00 | .PISTON ASSY, CALIPER | 1 | 1 | 1 | |
| 5 | 5SL-W0047-00 | ..CALIPER SEAL KIT | 1 | 1 | 1 | |
| 6 | 5SL-25917-00 | .BOOT, CALIPER | 1 | 1 | 1 | |
| 7 | 5SL-25838-00 | .SLEEVE, CALIPER | 1 | 1 | 1 | |
| 8 | 5SL-25919-00 | .SUPPORT, PAD | 1 | 1 | 1 | |
| 9 | 5SL-25914-00 | .PIN, SLIDE | 1 | 1 | 1 | |
| 10 | 5VY-25921-00 | .BRACKET, SUPPORT | 1 | 1 | 1 | |
| 11 | 3JD-25917-00 | .BOOT, CALIPER | 1 | 1 | 1 | |
| 12 | 5VX-W0046-00 | .BRAKE PAD KIT 2 | 1 | 1 | 1 | |
| 13 | 8CR-25924-00 | .PIN, PAD | 1 | 1 | 1 | |
| 14 | 5DH-25916-00 | .PLUG | 1 | 1 | 1 | |
| 15 | 5SL-25926-00 | .BOLT | 1 | 1 | 1 | |
| 16 | 1UY-W0048-00 | .BLEED SCREW KIT | 1 | 1 | 1 | |
| 17 | 5SL-25827-00 | .SHIM, CALIPER | 1 | 1 | 1 | |
| 18 | 5SL-25827-10 | .SHIM, CALIPER | 1 | 1 | 1 | |
| 19 | 5SL-25828-00 | .SHIM, CALIPER | 2 | 2 | 2 | |



5VY7300-D340

FIG. 34 STEERING HANDLE & CABLE

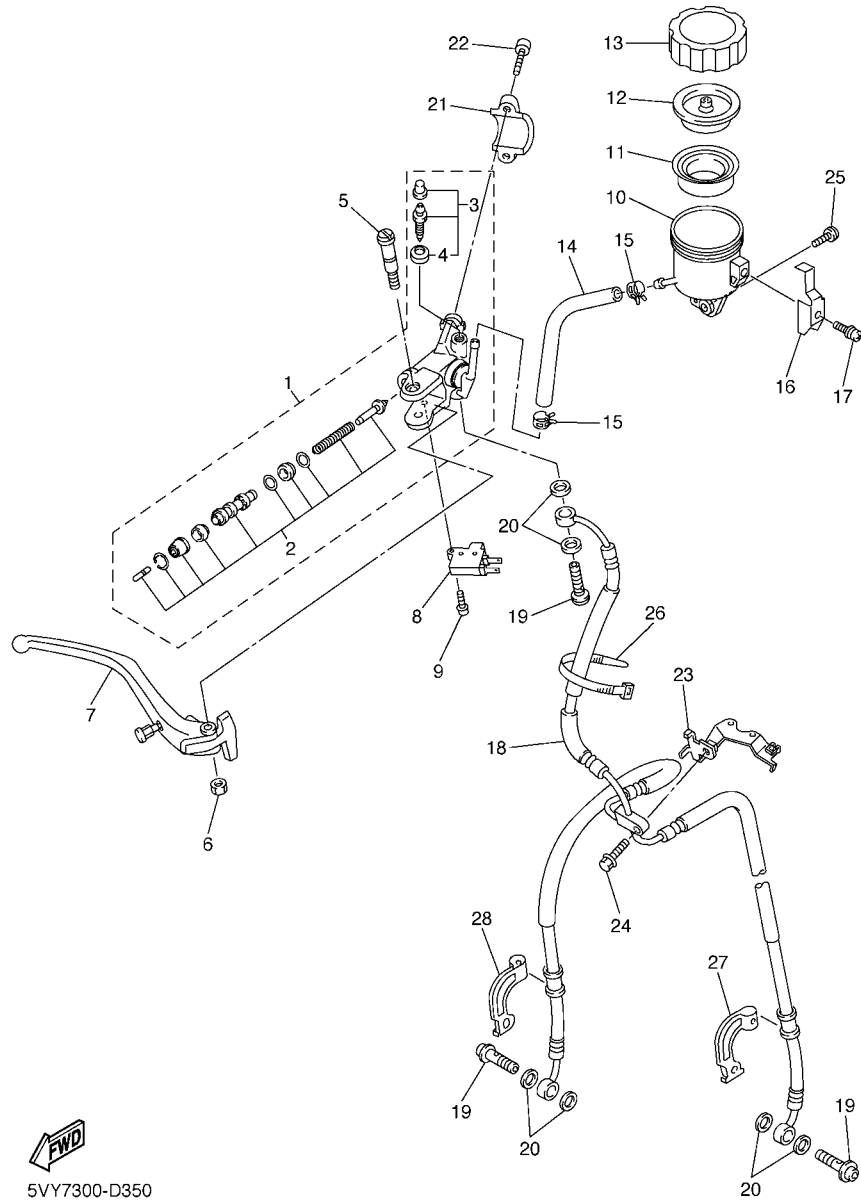
| REF. NO. | PART NO. | DESCRIPTION | 4B11 | 4B12 | 4B13 | REMARKS |
|----------|--------------|------------------------------|------|------|------|---------|
| | | | | | | |
| 1 | 5VY-26121-00 | HANDLEBAR (LEFT) | 1 | 1 | 1 | |
| 2 | 5VY-26122-00 | HANDLEBAR (RIGHT) | 1 | 1 | 1 | |
| 3 | 4XV-23434-00 | HOLDER, DAMPER | 2 | 2 | 2 | |
| 4 | 5PW-26246-00 | END, GRIP | 2 | 2 | 2 | |
| 5 | 91317-06025 | BOLT | 2 | 2 | 2 | |
| 6 | 91317-06025 | BOLT | 2 | 2 | 2 | |
| 7 | 91314-08030 | BOLT | 2 | 2 | 2 | |
| 8 | 2H9-23469-00 | CAP, BOLT | 2 | 2 | 2 | |
| 9 | 4YR-26241-02 | GRIP (LEFT) | 1 | 1 | 1 | |
| 10 | 4YR-26240-02 | GRIP ASSY | 1 | 1 | 1 | |
| 11 | 5VY-26281-00 | CAP, GRIP UPPER | 1 | 1 | 1 | |
| 12 | 3XW-26282-01 | CAP, GRIP LOWER | 1 | 1 | 1 | |
| 13 | 90110-05018 | BOLT, HEXAGON SOCKET HEAD | 2 | 2 | 2 | |
| 14 | 5VY-26302-01 | THROTTLE CABLE ASSY | 1 | 1 | 1 | |
| 15 | 5VY-26335-01 | CABLE, CLUTCH | 1 | 1 | 1 | |
| 16 | 5VY-23495-00 | STAY, DAMPER | 1 | 1 | 1 | |
| 17 | 5VY-23490-00 | HANDLEBAR SHIMMY DAMPER ASSY | 1 | 1 | 1 | |
| 18 | 95607-08200 | NUT, SELF-LOCKING | 1 | 1 | 1 | |
| 19 | 90201-08M09 | WASHER, PLATE | 1 | 1 | 1 | |
| 20 | 90110-06181 | BOLT, HEXAGON SOCKET HEAD | 3 | 3 | 3 | |
| 21 | 5VY-23389-00 | GUIDE, CABLE | 1 | 1 | 1 | |
| 22 | 95807-08030 | BOLT, FLANGE | 1 | 1 | 1 | |
| 23 | 90201-08676 | WASHER, PLATE | 1 | 1 | 1 | |
| 24 | 5VY-26398-00 | WASHER | 1 | 1 | 1 | |
| 25 | 5VY-2631E-10 | WIRE GUIDE ASSY.,1 | 1 | 1 | 1 | |
| 26 | 90110-05014 | BOLT, HEXAGON SOCKET HEAD | 1 | 1 | 1 | |



5VY7300-D350

FIG. 35 FRONT MASTER CYLINDER

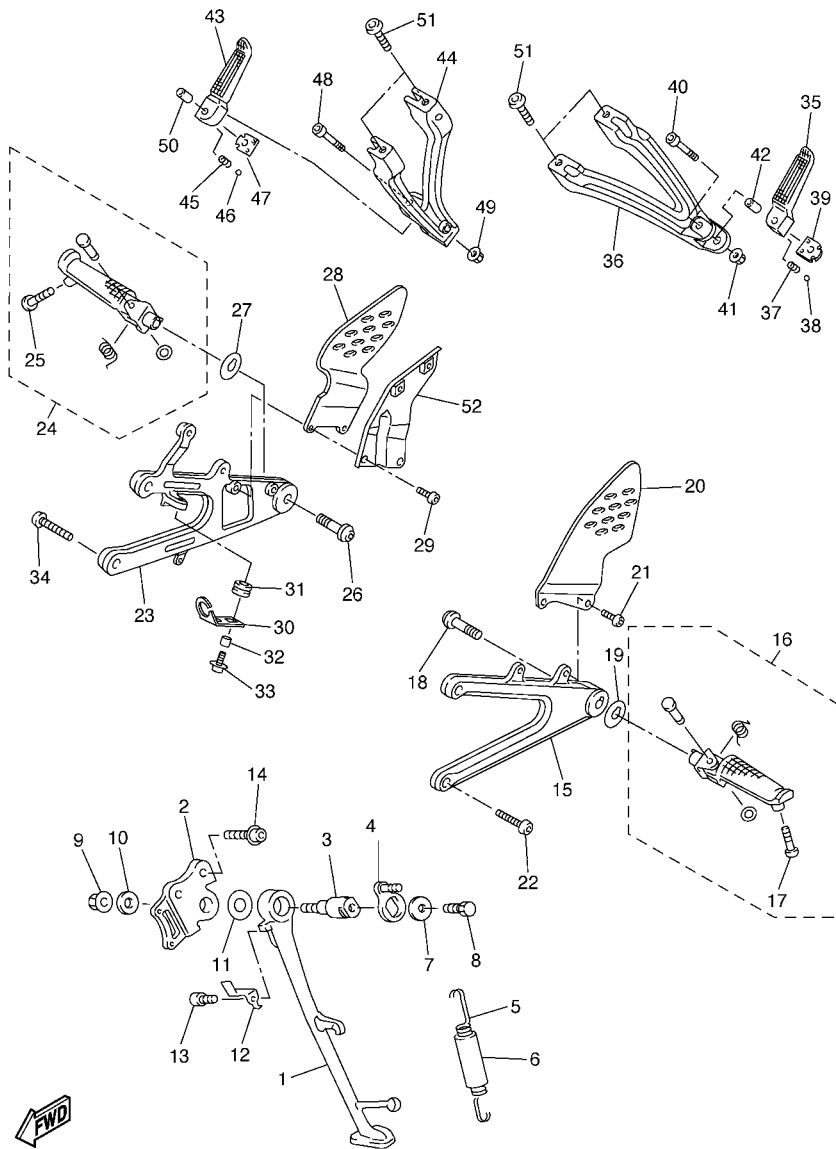
| REF. NO. | PART NO. | DESCRIPTION | 4B11 | 4B12 | 4B13 | REMARKS |
|----------|--------------|--------------------------|------|------|------|---------|
| 1 | 5VY-W2587-10 | MASTER CYLINDER SUB ASSY | 1 | 1 | 1 | |
| 2 | 5VY-W0041-00 | .CYLINDER KIT, MASTER | 1 | 1 | 1 | |
| 3 | 5VY-W0048-00 | .BLEED SCREW KIT | 1 | 1 | 1 | |
| 4 | 5VY-25975-00 | ..SEAL 1 | 1 | 1 | 1 | |
| 5 | 5VY-2589F-01 | BOLT, LEVER | 1 | 1 | 1 | |
| 6 | 5VS-2586F-00 | NUT, COVER | 1 | 1 | 1 | |
| 7 | 5VY-83922-00 | LEVER 2 | 1 | 1 | 1 | |
| 8 | 4HM-83980-00 | FRONT STOP SWITCH ASSY | 1 | 1 | 1 | |
| 9 | 5VS-2585H-00 | SCREW,SET | 1 | 1 | 1 | |
| 10 | 5SL-25894-20 | TANK, RESERVOIR | 1 | 1 | 1 | |
| 11 | 5VY-25854-00 | DIAPHRAGM, RESERVOIR | 1 | 1 | 1 | |
| 12 | 5VY-25855-00 | BUSH,DIAPHRAGM | 1 | 1 | 1 | |
| 13 | 5VY-25852-00 | CAP, RESERVOIR | 1 | 1 | 1 | |
| 14 | 5VY-25895-10 | HOSE, RESERVOIR | 1 | 1 | 1 | |
| 15 | 90467-120A3 | CLIP | 2 | 2 | 2 | |
| 16 | 5VY-2589G-00 | HOLDER | 1 | 1 | 1 | |
| 17 | 5VY-2589H-00 | SCREW | 1 | 1 | 1 | |
| 18 | 5VY-25872-00 | HOSE, BRAKE 1 | 1 | 1 | 1 | |
| 19 | 90401-10172 | BOLT, UNION | 3 | 3 | 3 | |
| 20 | 90201-10118 | WASHER, PLATE | 6 | 6 | 6 | |
| 21 | 5VS-25867-00 | BRACKET, MASTER CYLINDER | 1 | 1 | 1 | |
| 22 | 5VS-26332-00 | BOLT | 2 | 2 | 2 | |
| 23 | 5VY-23377-00 | BRACKET, HORN | 1 | 1 | 1 | |
| 24 | 90105-06041 | BOLT, FLANGE | 1 | 1 | 1 | |
| 25 | 90111-05026 | BOLT,HEX. SOCKET BUTTON | 1 | 1 | 1 | |
| 26 | 3MA-82591-00 | BAND | 2 | 2 | 2 | |
| 27 | 5VY-25875-00 | HOLDER, BRAKE HOSE 1 | 1 | 1 | 1 | |



5VY7300-D350

FIG. 35 FRONT MASTER CYLINDER

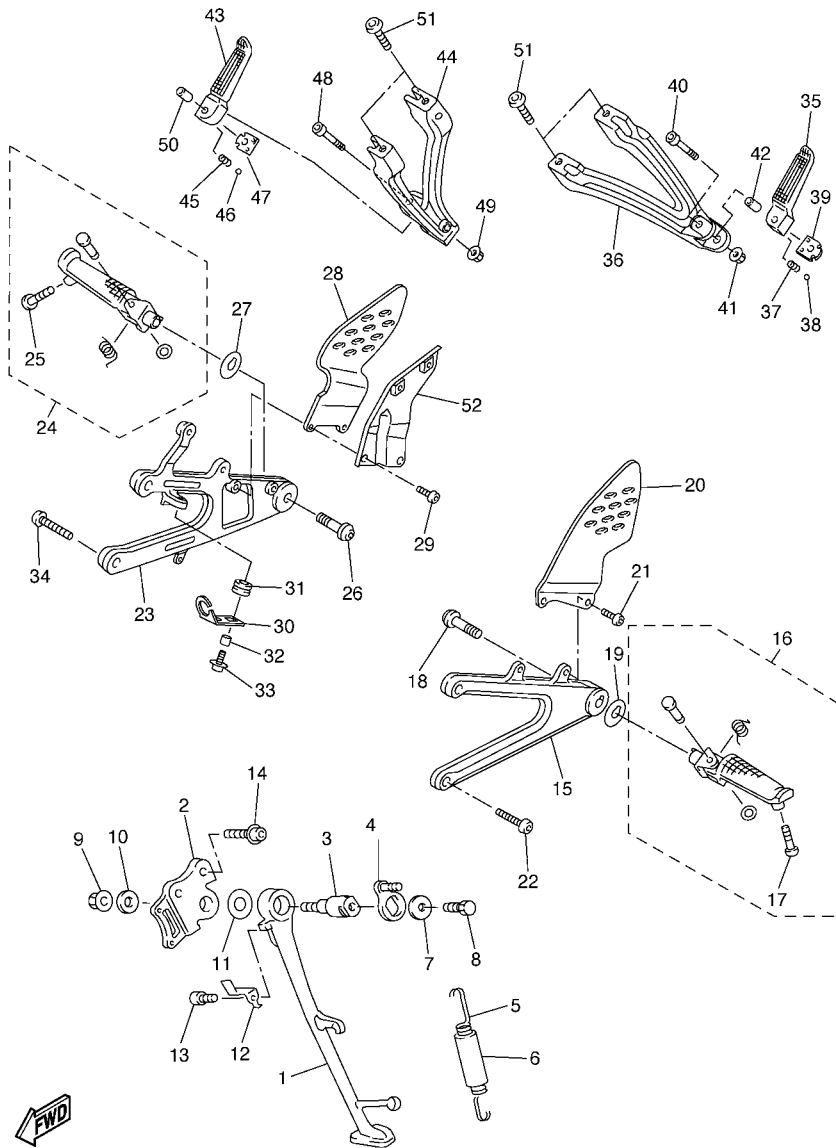
| REF. NO. | PART NO. | DESCRIPTION | 4B11 | 4B12 | 4B13 | REMARKS |
|----------|--------------|----------------------|------|------|------|---------|
| 28 | 5VY-25876-00 | HOLDER, BRAKE HOSE 2 | 1 | 1 | 1 | |
| | | | | | | |
| | | | | | | |
| | | | | | | |
| | | | | | | |
| | | | | | | |
| | | | | | | |
| | | | | | | |
| | | | | | | |
| | | | | | | |



5VYE300-E360

FIG. 36 STAND & FOOTREST

| REF. NO. | PART NO. | DESCRIPTION | 4B11 | 4B12 | 4B13 | REMARKS |
|----------|--------------|-----------------------------|------|------|------|---------|
| 1 | 5VY-27311-01 | STAND, SIDE | 1 | 1 | 1 | |
| 2 | 5JJ-27321-00 | BRACKET, SIDE STAND | 1 | 1 | 1 | |
| 3 | 4NX-27351-00 | GUIDE, SIDE STAND | 1 | 1 | 1 | |
| 4 | 5PW-27352-00 | HOOK, SIDE STAND | 1 | 1 | 1 | |
| 5 | 90506-18008 | SPRING, TENSION | 1 | 1 | 1 | |
| 6 | 90445-19002 | HOSE (L60) | 1 | 1 | 1 | |
| 7 | 90201-081R9 | WASHER, PLATE | 1 | 1 | 1 | |
| 8 | 90101-08662 | BOLT | 1 | 1 | 1 | |
| 9 | 95607-10200 | NUT, U FLANGE | 1 | 1 | 1 | |
| 10 | 90201-101J1 | WASHER, PLATE | 1 | 1 | 1 | |
| 11 | 90201-146F9 | WASHER, PLATE | 1 | 1 | 1 | |
| 12 | 5JJ-27315-00 | LINK, SIDE STAND | 1 | 1 | 1 | |
| 13 | 91317-06012 | BOLT | 1 | 1 | 1 | |
| 14 | 90109-10002 | BOLT | 2 | 2 | 2 | |
| 15 | 5VY-27442-01 | BRACKET 2 | 1 | 1 | 1 | |
| 16 | 5VY-27410-00 | FRONT FOOTREST ASSY (LEFT) | 1 | 1 | 1 | |
| 17 | 90109-083E0 | .BOLT | 1 | 1 | 1 | |
| 18 | 90109-103A9 | BOLT | 1 | 1 | 1 | |
| 19 | 90214-10002 | WASHER, CLAW | 1 | 1 | 1 | |
| 20 | 5VY-27445-00 | PLATE 1 | 1 | 1 | 1 | |
| 21 | 90111-06003 | BOLT,HEX. SOCKET BUTTON | 2 | 2 | 2 | |
| 22 | 90109-085G6 | BOLT | 2 | 2 | 2 | |
| 23 | 5VY-27443-01 | BRACKET 3 | 1 | 1 | 1 | |
| 24 | 5VY-27420-00 | FRONT FOOTREST ASSY (RIGHT) | 1 | 1 | 1 | |
| 25 | 90109-083E0 | .BOLT | 1 | 1 | 1 | |
| 26 | 90109-103A9 | BOLT | 1 | 1 | 1 | |
| 27 | 90214-10002 | WASHER, CLAW | 1 | 1 | 1 | |

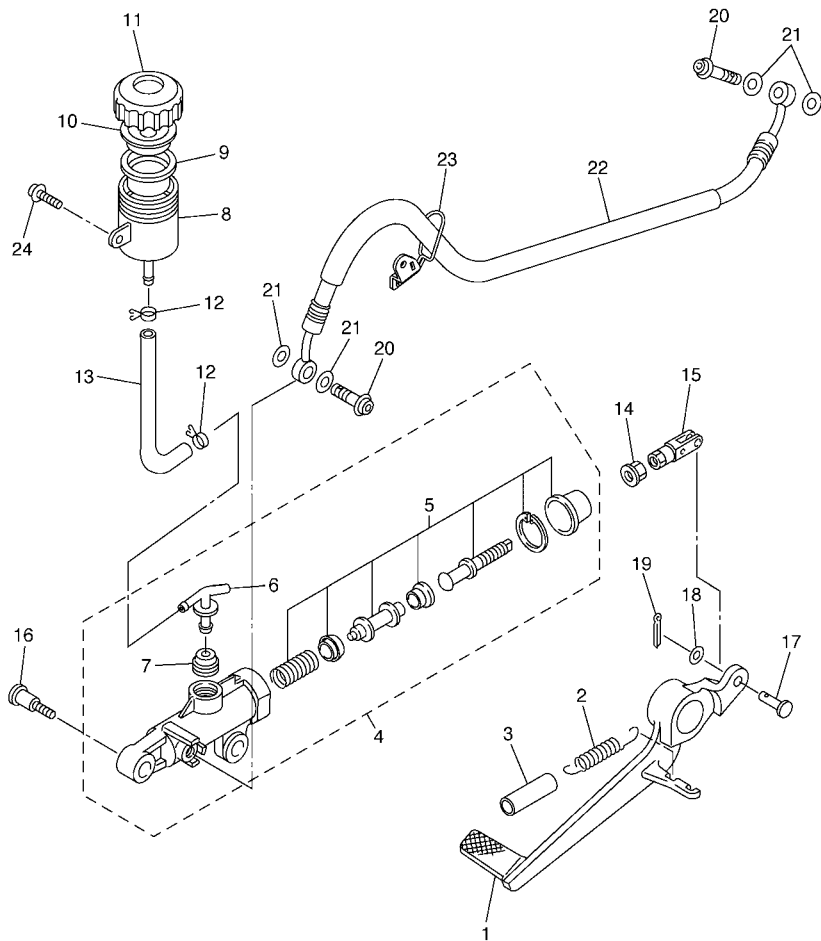


5VYE300-E360

FIG. 36 STAND & FOOTREST

| REF. NO. | PART NO. | DESCRIPTION | 4B11 | 4B12 | 4B13 | REMARKS |
|----------|--------------|---------------------|------|------|------|---------|
| | | | | | | |
| 28 | 5VY-27446-00 | PLATE 2 | 1 | 1 | 1 | |
| 29 | 90149-06304 | SCREW | 2 | 2 | 2 | |
| 30 | 5VY-2144G-00 | STAY, STOP SWITCH | 1 | 1 | 1 | |
| 31 | 90480-12607 | GROMMET | 1 | 1 | 1 | |
| 32 | 90387-06023 | COLLAR | 1 | 1 | 1 | |
| 33 | 90159-06150 | SCREW, WITH WASHER | 1 | 1 | 1 | |
| 34 | 90109-085G6 | BOLT | 2 | 2 | 2 | |
| 35 | 5JJ-27431-00 | FOOTREST, REAR 1 | 1 | 1 | 1 | |
| 36 | 5VY-2741L-00 | BRACKET 4 | 1 | 1 | 1 | |
| 37 | 90501-12743 | SPRING, COMPRESSION | 1 | 1 | 1 | |
| 38 | 93501-04011 | BALL | 1 | 1 | 1 | |
| 39 | 5JJ-27437-01 | WASHER, SPECIAL | 1 | 1 | 1 | |
| 40 | 91314-06035 | BOLT | 1 | 1 | 1 | |
| 41 | 95604-06200 | NUT, U FLANGE | 1 | 1 | 1 | |
| 42 | 90387-06697 | COLLAR | 1 | 1 | 1 | |
| 43 | 5JJ-27441-00 | FOOTREST, REAR 2 | 1 | 1 | 1 | |
| 44 | 5VY-2742L-00 | BRACKET 5 | 1 | 1 | 1 | |
| 45 | 90501-12743 | SPRING, COMPRESSION | 1 | 1 | 1 | |
| 46 | 93501-04011 | BALL | 1 | 1 | 1 | |
| 47 | 5JJ-27437-01 | WASHER, SPECIAL | 1 | 1 | 1 | |
| 48 | 91314-06035 | BOLT | 1 | 1 | 1 | |
| 49 | 95604-06200 | NUT, U FLANGE | 1 | 1 | 1 | |
| 50 | 90387-06697 | COLLAR | 1 | 1 | 1 | |
| 51 | 92017-08020 | BOLT, BUTTON HEAD | 4 | 4 | 4 | |
| 52 | 5VY-27425-00 | BRACKET, FOOTREST 2 | 1 | 1 | 1 | |

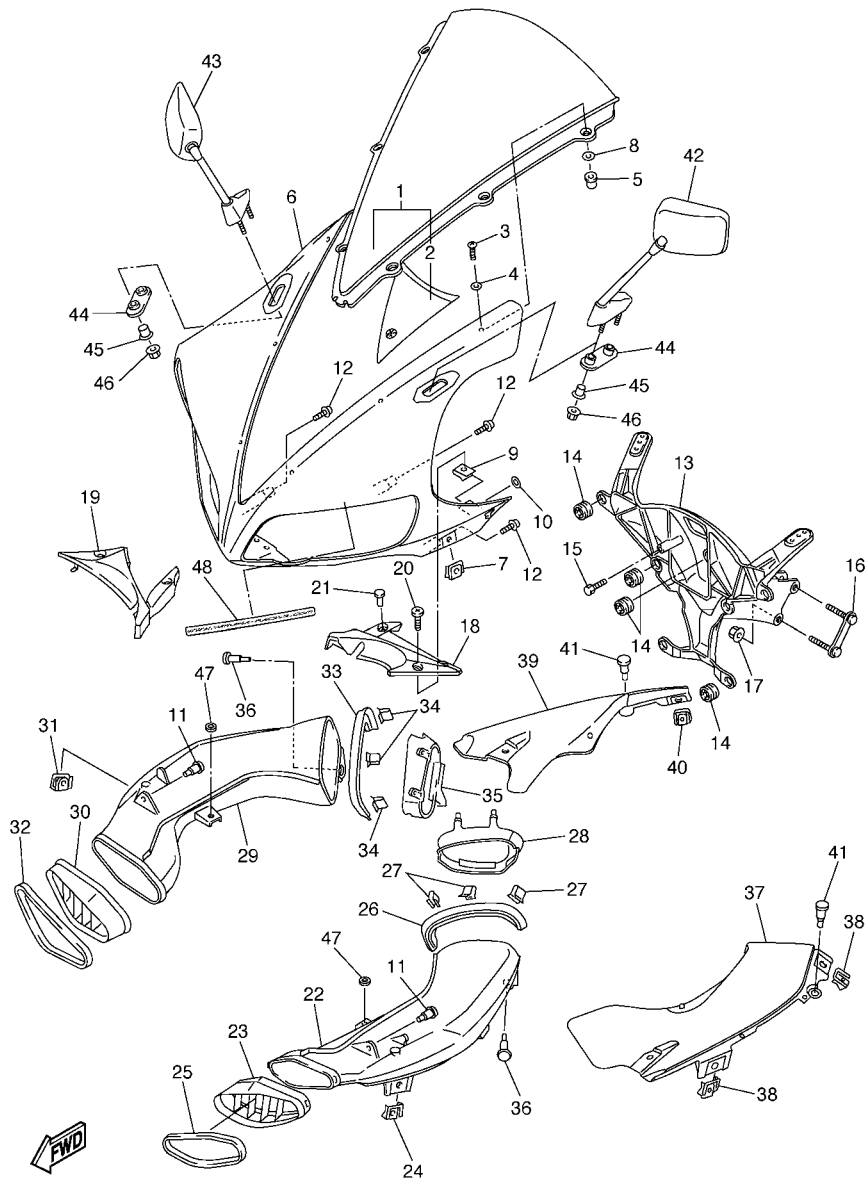
FIG. 37 REAR MASTER CYLINDER



| REF. NO. | PART NO. | DESCRIPTION | 4B11 | 4B12 | 4B13 | REMARKS |
|----------|--------------|---------------------------|------|------|------|---------|
| 1 | 5VY-27211-00 | PEDAL, BRAKE | 1 | 1 | 1 | |
| 2 | 90506-20193 | SPRING, TENSION | 1 | 1 | 1 | |
| 3 | 90446-15386 | HOSE | 1 | 1 | 1 | |
| 4 | 5SL-2583V-00 | RR. MASTER CYLINDER ASSY. | 1 | 1 | 1 | |
| 5 | 5SL-W0042-50 | .CYLINDER KIT, MASTER | 1 | 1 | 1 | |
| 6 | 5SL-2582A-00 | .JOINT | 1 | 1 | 1 | |
| 7 | 4BP-2585F-00 | .BUSH | 1 | 1 | 1 | |
| 8 | 5SL-25894-00 | TANK, RESERVOIR | 1 | 1 | 1 | |
| 9 | 5SL-25854-00 | DIAPHRAGM, RESERVOIR | 1 | 1 | 1 | |
| 10 | 5SL-25855-00 | BUSH,DIAPHRAGM | 1 | 1 | 1 | |
| 11 | 5SL-25852-00 | CAP, RESERVOIR | 1 | 1 | 1 | |
| 12 | 90467-010A0 | CLIP | 2 | 2 | 2 | |
| 13 | 5VY-25895-00 | HOSE, RESERVOIR | 1 | 1 | 1 | |
| 14 | 95307-08700 | NUT | 1 | 1 | 1 | |
| 15 | 5SL-27222-00 | JOINT | 1 | 1 | 1 | |
| 16 | 90109-06013 | BOLT | 2 | 2 | 2 | |
| 17 | 91701-06018 | PIN, CLEVIS | 1 | 1 | 1 | |
| 18 | 92907-06200 | WASHER | 1 | 1 | 1 | |
| 19 | 91401-16012 | PIN, COTTER | 1 | 1 | 1 | |
| 20 | 90401-10172 | BOLT, UNION | 2 | 2 | 2 | |
| 21 | 90201-10118 | WASHER, PLATE | 4 | 4 | 4 | |
| 22 | 5VY-25874-10 | HOSE, BRAKE | 1 | 1 | 1 | |
| 23 | 5VY-25886-10 | HOLDER, BRAKE HOSE | 1 | 1 | 1 | |
| 24 | 90159-06056 | SCREW, WITH WASHER | 1 | 1 | 1 | |



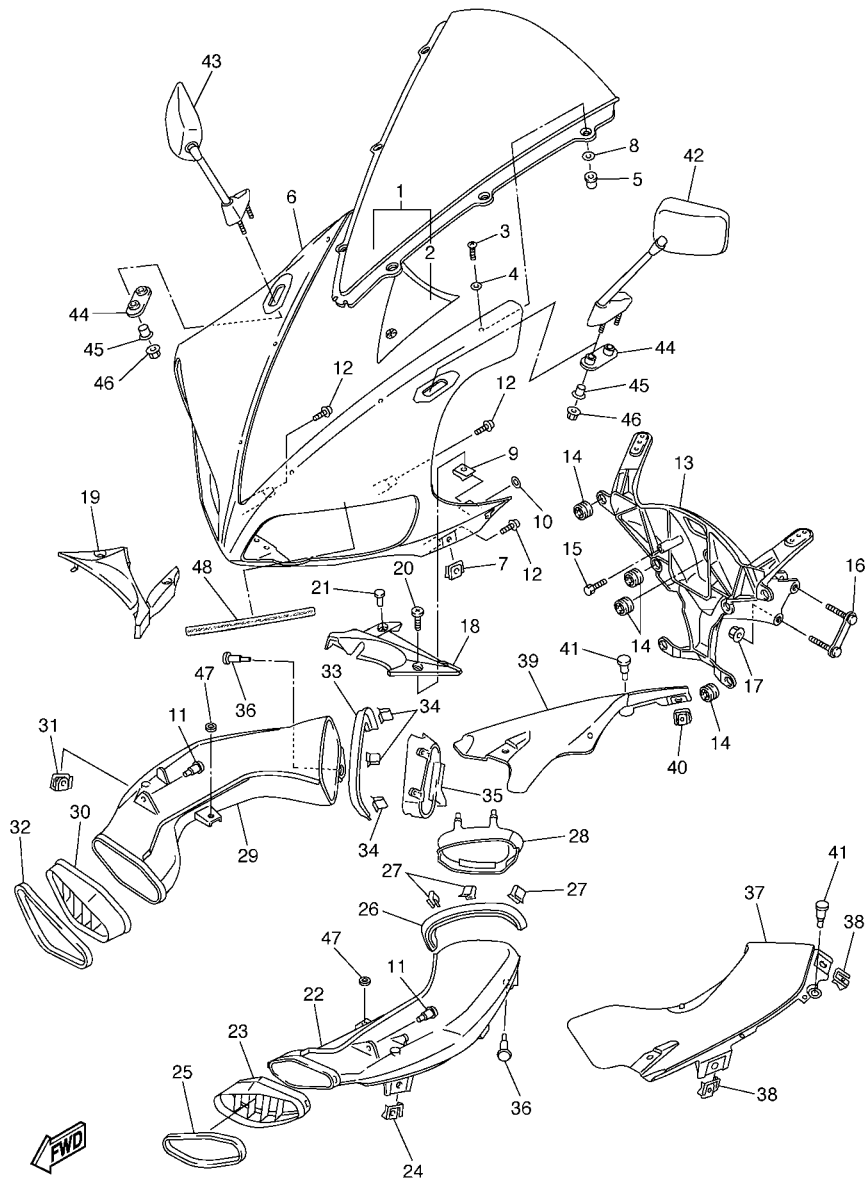
4B11300-E370



4B11300-E380

FIG. 38 COWLING 1

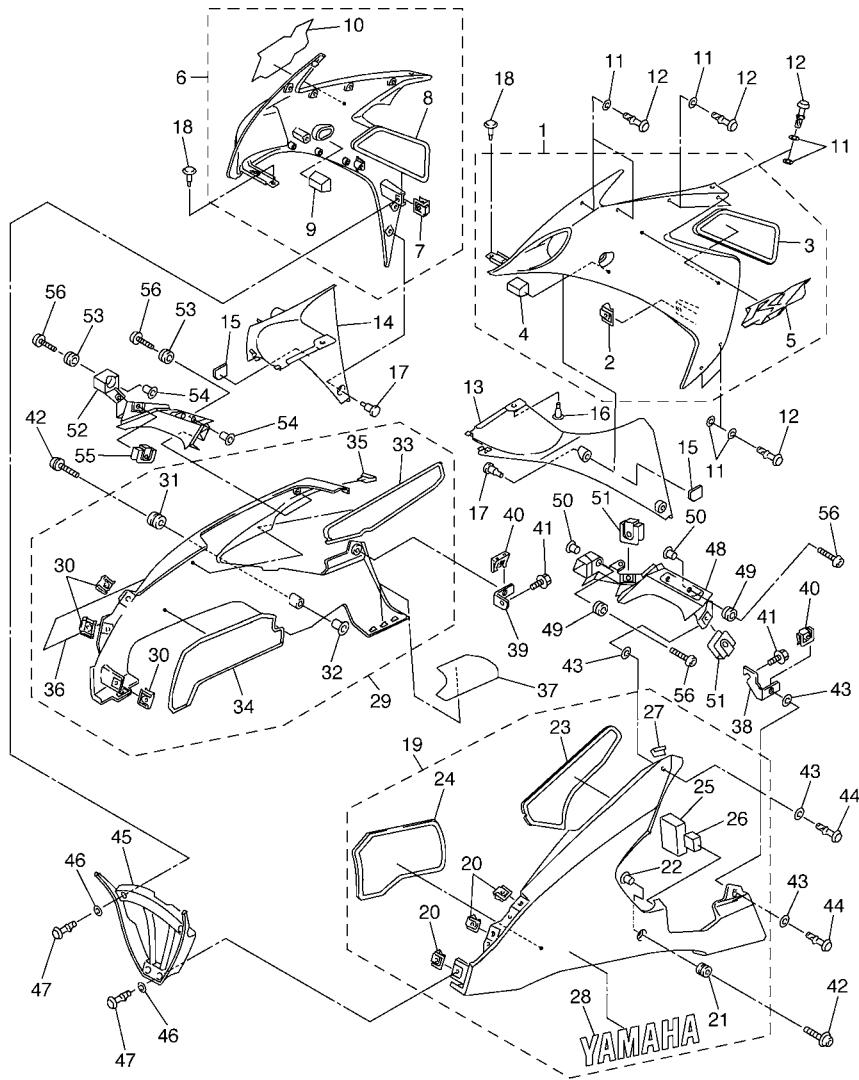
| REF. NO. | PART NO. | DESCRIPTION | 4B11 | 4B12 | 4B13 | REMARKS |
|----------|-----------------|----------------------|------|------|------|---------|
| | | | | | | |
| 1 | 5VY-Y2881-00 | WINDSHIELD | 1 | 1 | | |
| 2 | 5VY-2832P-00 | .GRAPHIC 18 | 1 | 1 | 1 | |
| 3 | 90150-05024 | SCREW, ROUND HEAD | 6 | 6 | 6 | |
| 4 | 90202-05123 | WASHER, PLATE | 6 | 6 | 6 | |
| 5 | 90179-05523 | NUT | 6 | 6 | 6 | |
| 6 | 5VY-2835G-00-P6 | BODY, FRONT UPPER 1 | 1 | 1 | 1 | MBM3 |
| 7 | 5PW-2177L-00 | PLATE, SPRING | 2 | 2 | 2 | |
| 8 | 5JJ-2834W-00 | PROTECTOR 2 | 6 | 6 | 6 | |
| 9 | 90183-05074 | NUT, SPRING | 2 | 2 | 2 | |
| 10 | 5VY-2834V-00 | PROTECTOR 1 | 2 | 2 | 2 | |
| 11 | 90269-07007 | RIVET | 2 | 2 | 2 | |
| 12 | 90160-05007 | SCREW, ROUND TAPPING | 5 | 5 | 5 | |
| 13 | 5VY-28356-00 | STAY 1 | 1 | 1 | 1 | |
| 14 | 4XV-83513-00 | DAMPER | 9 | 9 | 9 | |
| 15 | 91317-05012 | BOLT | 1 | 1 | 1 | |
| 16 | 4XV-28336-00 | PLATE | 1 | 1 | 1 | |
| 17 | 95607-08200 | NUT, SELF-LOCKING | 2 | 2 | 2 | |
| 18 | 5VY-2837L-01 | PANEL, CONSOLE 1 | 1 | 1 | 1 | |
| 19 | 5VY-2837M-01 | PANEL, CONSOLE 2 | 1 | 1 | 1 | |
| 20 | 90154-05013 | SCREW, BINDING | 2 | 2 | 2 | |
| 21 | 90269-06001 | RIVET | 2 | 2 | 2 | |
| 22 | 5VY-2838N-00-P3 | DUCT 1 | 1 | 1 | 1 | SMX |
| 23 | 5VY-2837N-00 | GRILL, AIR INTAKE 1 | 1 | 1 | 1 | |
| 24 | 5PW-2177L-00 | PLATE, SPRING | 1 | 1 | 1 | |
| 25 | 5VY-28346-00 | MOLE 2 | 1 | 1 | 1 | |
| 26 | 5VY-2834E-00 | DAMPER 1 | 1 | 1 | 1 | |



4B11300-E380

FIG. 38 COWLING 1

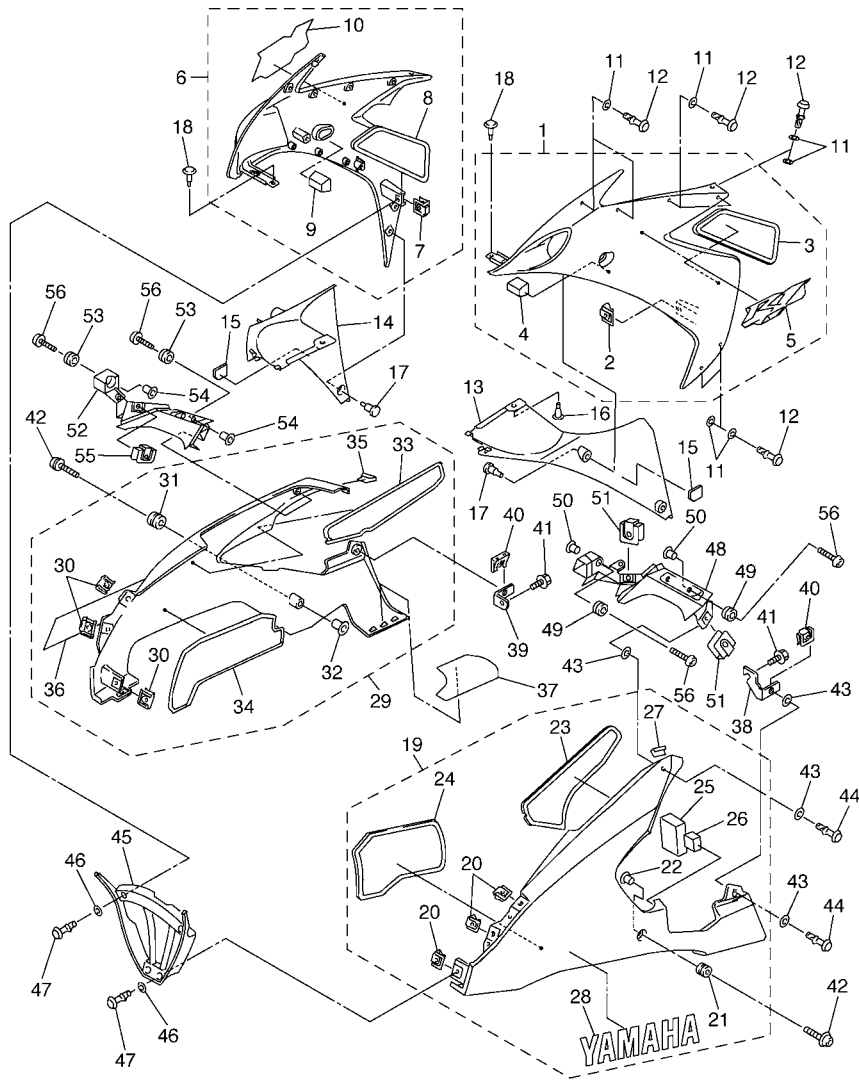
| REF. NO. | PART NO. | DESCRIPTION | 4B11 | 4B12 | 4B13 | REMARKS |
|----------|-----------------|-------------------------------|------|------|------|---------|
| | | | | | | |
| 27 | 1FK-2171H-00 | GUIDE | 3 | 3 | 3 | |
| 28 | 5VY-28371-00 | DAMPER | 1 | 1 | 1 | |
| 29 | 5VY-2838R-00-P3 | DUCT 2 | 1 | 1 | 1 | SMX |
| 30 | 5VY-2837R-00 | GRILL, AIR INTAKE 2 | 1 | 1 | 1 | |
| 31 | 5PW-2177L-00 | PLATE, SPRING | 1 | 1 | 1 | |
| 32 | 5VY-28346-00 | MOLE 2 | 1 | 1 | 1 | |
| 33 | 5VY-2834F-00 | DAMPER | 1 | 1 | 1 | |
| 34 | 1FK-2171H-00 | GUIDE | 3 | 3 | 3 | |
| 35 | 5VY-28372-00 | DAMPER | 1 | 1 | 1 | |
| 36 | 90269-07007 | RIVET | 2 | 2 | 2 | |
| 37 | 5VY-2837V-00 | GRILL, AIR OUTLET 1 | 1 | 1 | 1 | |
| 38 | 5PW-2177L-00 | PLATE, SPRING | 2 | 2 | 2 | |
| 39 | 5VY-2837W-00 | GRILL, AIR OUTLET 2 | 1 | 1 | 1 | |
| 40 | 5PW-2177L-00 | PLATE, SPRING | 2 | 2 | 2 | |
| 41 | 90269-06081 | RIVET | 4 | 4 | 4 | |
| 42 | 5VY-26280-00 | REAR VIEW MIRROR ASSY (LEFT) | 1 | 1 | 1 | |
| 43 | 5VY-26290-00 | REAR VIEW MIRROR ASSY (RIGHT) | 1 | 1 | 1 | |
| 44 | 5VY-26298-00 | PLATE, MIRROR FITTING 1 | 2 | 2 | 2 | |
| 45 | 90387-06372 | COLLAR | 4 | 4 | 4 | |
| 46 | 90176-06055 | NUT, CROWN | 4 | 4 | 4 | |
| 47 | 5SL-84753-00 | DAMPER | 2 | 2 | 2 | |
| 48 | 5VY-2839H-00 | EMBLEM 1 | 1 | 1 | 1 | |



4B11300-E390

FIG. 39 COWLING 2

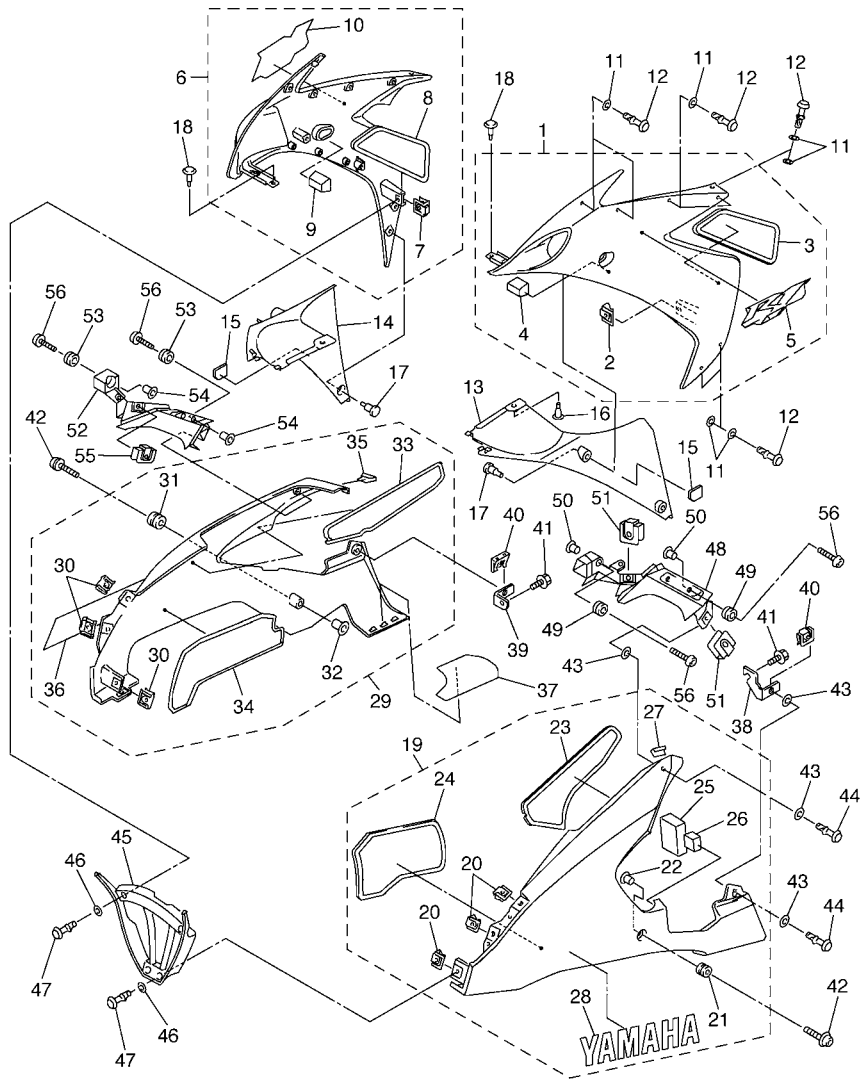
| REF. NO. | PART NO. | DESCRIPTION | 4B11 | 4B12 | 4B13 | REMARKS |
|----------|-----------------|-------------------|------|------|------|---------|
| 1 | 5VY-Y283U-90-P3 | PANEL ASSEMBLY 1 | 1 | 1 | 1 | MBM3 |
| 2 | 5PW-2177L-00 | .PLATE, SPRING | 1 | 1 | 1 | |
| 3 | 5VY-2848H-00 | .SEAT | 1 | 1 | 1 | |
| 4 | 5VY-28322-00 | .STAY 2 | 1 | 1 | 1 | |
| 5 | 5VY-2834C-60 | .EMBLEM 1 | 1 | 1 | 1 | |
| 6 | 5VY-Y283V-90-P3 | PANEL ASSEMBLY 2 | 1 | 1 | 1 | MBM3 |
| 7 | 5PW-2177L-00 | .PLATE, SPRING | 1 | 1 | 1 | |
| 8 | 5VY-2848K-00 | .SEAT 2 | 1 | 1 | 1 | |
| 9 | 5VY-28332-00 | .STAY, LEG SHIELD | 1 | 1 | 1 | |
| 10 | 5VY-2835C-60 | .EMBLEM 2 | 1 | 1 | 1 | |
| 11 | 2TK-21757-00 | WASHER, SPECIAL 1 | 20 | 20 | 20 | |
| 12 | 5PW-28386-00 | HEAD | 14 | 14 | 14 | |
| 13 | 5VY-2836K-00 | PANEL, INNER 1 | 1 | 1 | 1 | |
| 14 | 5VY-2836L-00 | PANEL, INNER 2 | 1 | 1 | 1 | |
| 15 | 5VY-28494-00 | HOOK 3 | 2 | 2 | 2 | |
| 16 | 90269-07077 | RIVET | 1 | 1 | 1 | |
| 17 | 90269-06081 | RIVET | 4 | 4 | 4 | |
| 18 | 90269-07077 | RIVET | 2 | 2 | 2 | |
| 19 | 5VY-Y2808-40-P5 | COVER ASSY, UNDER | 1 | 1 | 1 | MBM3 |
| 20 | 5PW-2177L-00 | .PLATE, SPRING | 3 | 3 | 3 | |
| 21 | 90480-12596 | .GROMMET | 1 | 1 | 1 | |
| 22 | 90387-065J6 | .COLLAR | 1 | 1 | 1 | |
| 23 | 5VY-2848L-00 | .SEAT 3 | 1 | 1 | 1 | |
| 24 | 5VY-2848N-00 | .SEAT 5 | 1 | 1 | 1 | |
| 25 | 5VY-2837J-00 | .DAMPER 5 | 1 | 1 | 1 | |
| 26 | 5VY-2837K-00 | .DAMPER 6 | 1 | 1 | 1 | |
| 27 | 5VY-28307-00 | .SEAL | 1 | 1 | 1 | |



4B11300-E390

FIG. 39 COWLING 2

| REF. NO. | PART NO. | DESCRIPTION | 4B11 | 4B12 | 4B13 | REMARKS |
|----------|-----------------|---------------------|------|------|------|---------|
| 28 | 5JJ-2153E-30 | .EMBLEM, YAMAHA | 1 | 1 | 1 | |
| 29 | 5VY-Y2809-40-P5 | COVER ASSY 2, UNDER | 1 | 1 | 1 | MBM3 |
| 30 | 5PW-2177L-00 | .PLATE, SPRING | 3 | 3 | 3 | |
| 31 | 90480-12596 | .GROMMET | 1 | 1 | 1 | |
| 32 | 90387-065J6 | .COLLAR | 1 | 1 | 1 | |
| 33 | 5VY-2848M-00 | .SEAT 4 | 1 | 1 | 1 | |
| 34 | 5VY-2848P-00 | .SEAT 6 | 1 | 1 | 1 | |
| 35 | 5VY-28307-00 | .SEAL | 1 | 1 | 1 | |
| 36 | 5JJ-2153E-30 | .EMBLEM, YAMAHA | 1 | 1 | 1 | |
| 37 | 5VY-2848R-00 | SEAT 7 | 1 | 1 | 1 | |
| 38 | 5VY-2836A-00 | BRACKET 1 | 1 | 1 | 1 | |
| 39 | 5VY-2836E-00 | BRACKET 2 | 1 | 1 | 1 | |
| 40 | 5PW-2177L-00 | PLATE, SPRING | 2 | 2 | 2 | |
| 41 | 90109-06056 | BOLT | 2 | 2 | 2 | |
| 42 | 90149-06302 | SCREW | 2 | 2 | 2 | |
| 43 | 2TK-21757-00 | WASHER, SPECIAL 1 | 8 | 8 | 8 | |
| 44 | 5PW-28386-00 | HEAD | 4 | 4 | 4 | |
| 45 | 5VY-2836M-00 | PANEL, INNER 3 | 1 | 1 | 1 | |
| 46 | 2TK-21757-00 | WASHER, SPECIAL 1 | 4 | 4 | 4 | |
| 47 | 5PW-28386-00 | HEAD | 4 | 4 | 4 | |
| 48 | 5VY-2117V-00 | COVER 7 | 1 | 1 | 1 | |
| 49 | 90480-12596 | GROMMET | 3 | 3 | 3 | |
| 50 | 90387-065J6 | COLLAR | 3 | 3 | 3 | |
| 51 | 5PW-2177L-00 | PLATE, SPRING | 2 | 2 | 2 | |
| 52 | 5VY-2117W-00 | COVER 8 | 1 | 1 | 1 | |
| 53 | 90480-12596 | GROMMET | 3 | 3 | 3 | |
| 54 | 90387-065J6 | COLLAR | 3 | 3 | 3 | |

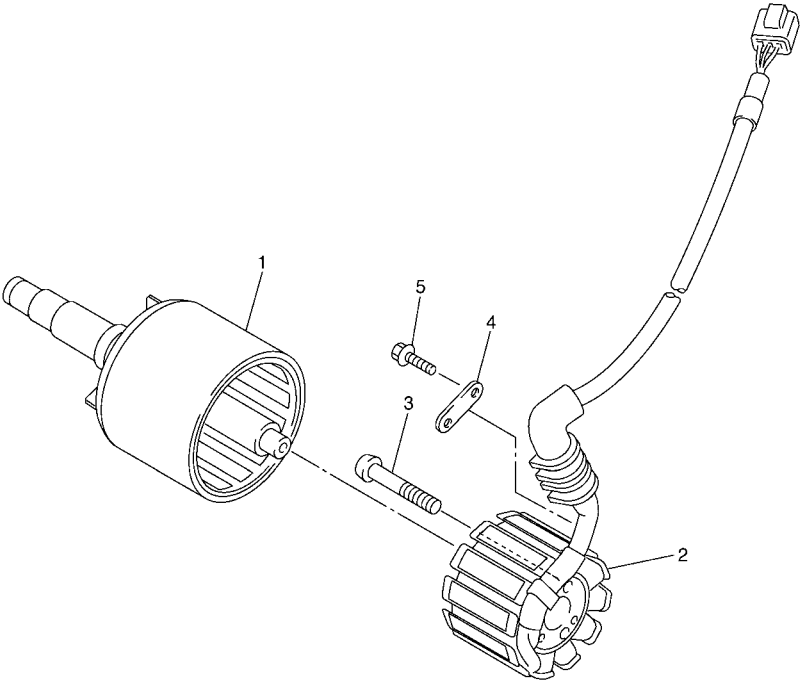


4B11300-E390

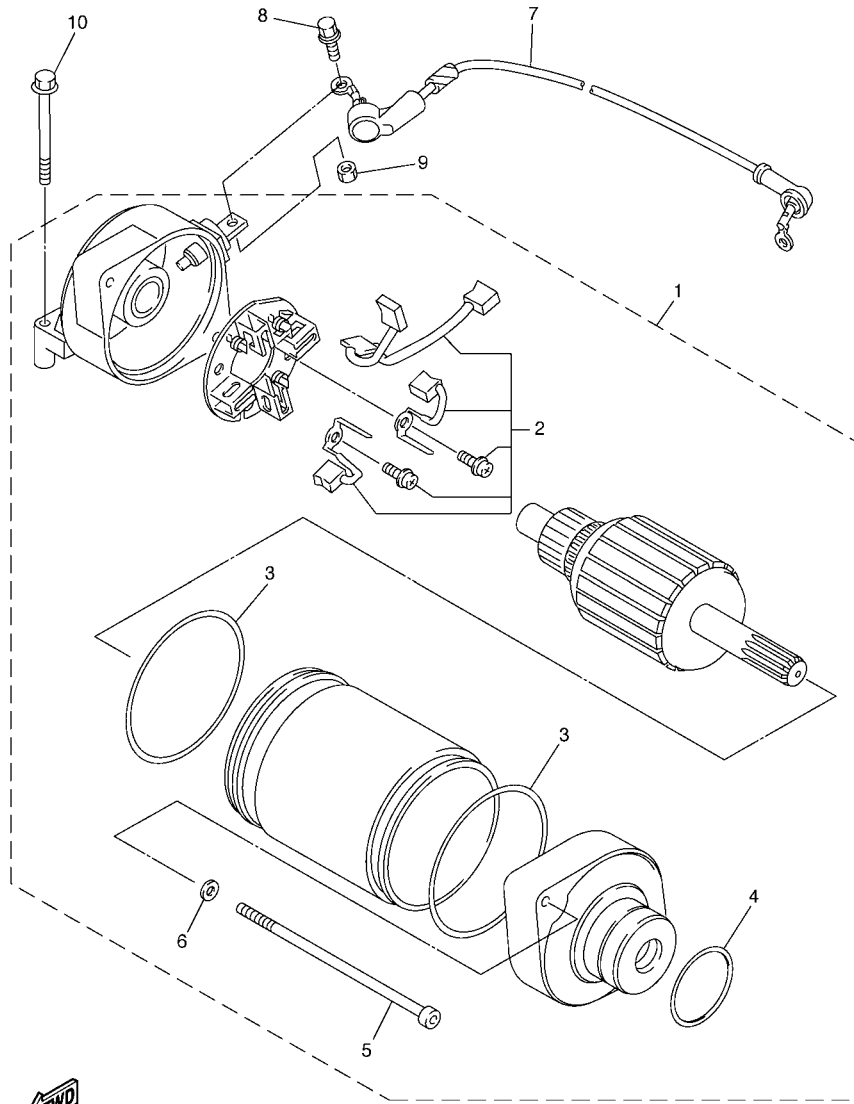
FIG. 39 COWLING 2

| REF. NO. | PART NO. | DESCRIPTION | 4B11 | 4B12 | 4B13 | REMARKS |
|----------|--------------|--------------------------|------|------|------|---------|
| 55 | 5PW-2177L-00 | PLATE, SPRING | 2 | 2 | 2 | |
| 56 | 90111-06030 | BOLT, HEX. SOCKET BUTTON | 6 | 6 | 6 | |
| | | | | | | |
| | | | | | | |
| | | | | | | |
| | | | | | | |
| | | | | | | |
| | | | | | | |
| | | | | | | |
| | | | | | | |

FIG. 40 GENERATOR



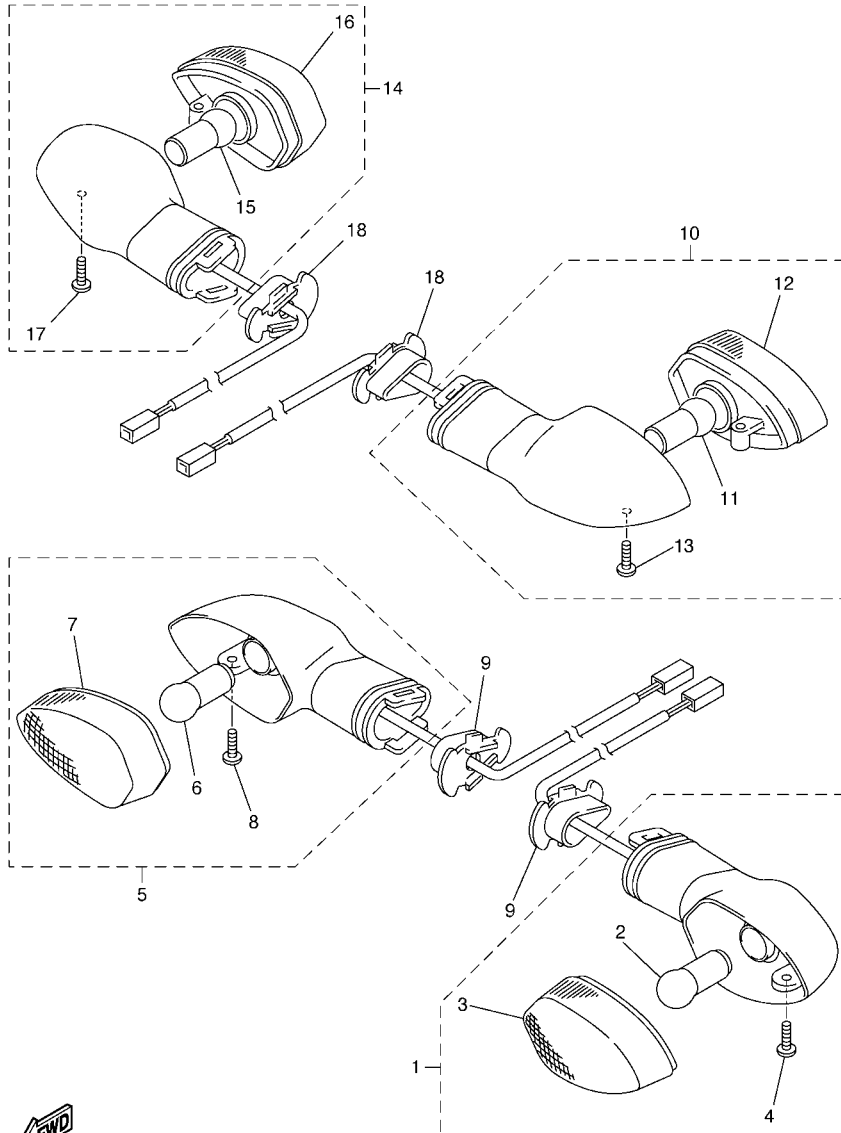
| REF. NO. | PART NO. | DESCRIPTION | 4B11 | 4B12 | 4B13 | REMARKS |
|----------|--------------|--------------|------|------|------|---------|
| | | | | | | |
| 1 | 5VY-81450-00 | ROTOR ASSY | 1 | 1 | 1 | |
| 2 | 5VY-81410-00 | STATOR ASSY | 1 | 1 | 1 | |
| 3 | 90149-06067 | SCREW | 3 | 3 | 3 | |
| 4 | 5VY-15191-00 | PLATE | 1 | 1 | 1 | |
| 5 | 90105-06078 | BOLT, FLANGE | 1 | 1 | 1 | |
| ----- | | | | | | |
| ----- | | | | | | |
| ----- | | | | | | |
| ----- | | | | | | |
| ----- | | | | | | |
| ----- | | | | | | |
| ----- | | | | | | |
| ----- | | | | | | |
| ----- | | | | | | |
| ----- | | | | | | |
| ----- | | | | | | |
| ----- | | | | | | |



5VY1300-C410

FIG. 41 STARTING MOTOR

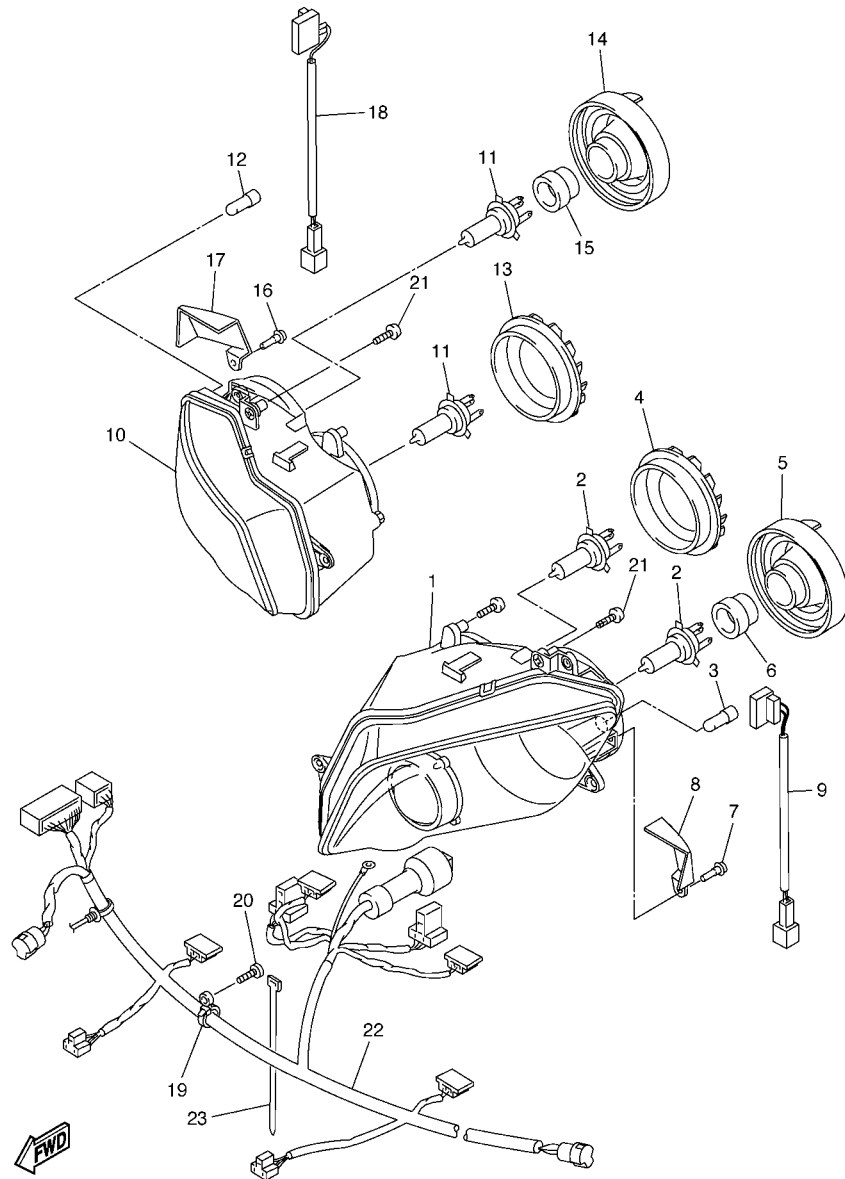
| REF. NO. | PART NO. | DESCRIPTION | 4B11 | 4B12 | 4B13 | REMARKS |
|----------|--------------|----------------|------|------|------|---------|
| | | | | | | |
| 1 | 5VY-81890-00 | MOTOR ASSY | 1 | 1 | 1 | |
| 2 | 5PW-81801-00 | .BRUSH SET | 1 | 1 | 1 | |
| 3 | 93210-55669 | .O-RING | 2 | 2 | 2 | |
| 4 | 93210-25711 | .O-RING | 1 | 1 | 1 | |
| 5 | 5PW-81846-00 | .SCREW | 2 | 2 | 2 | |
| 6 | 5PW-8181L-00 | .WASHER, PLAIN | 2 | 2 | 2 | |
| 7 | 5VY-8183G-00 | CORD COMP. | 1 | 1 | 1 | |
| 8 | 5PW-81828-00 | BOLT 2 | 1 | 1 | 1 | |
| 9 | 95380-05700 | NUT | 1 | 1 | 1 | |
| 10 | 95022-06040 | BOLT, FLANGE | 2 | 2 | 2 | |
| | | | | | | |
| | | | | | | |
| | | | | | | |
| | | | | | | |
| | | | | | | |



FWD
5PW1300-2410

FIG. 42 FLASHER LIGHT

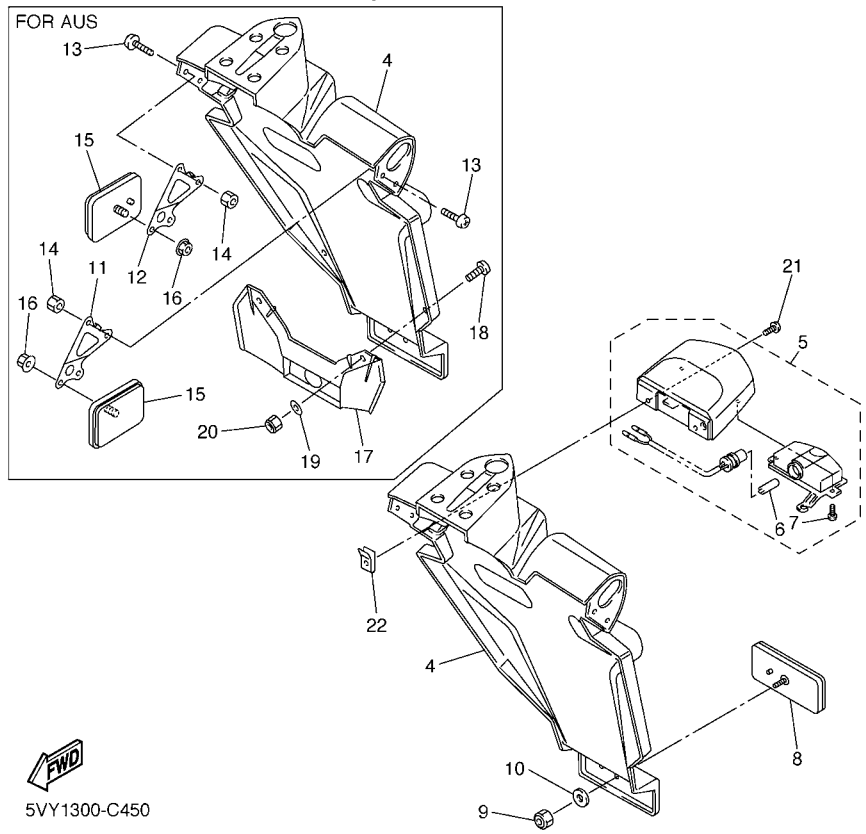
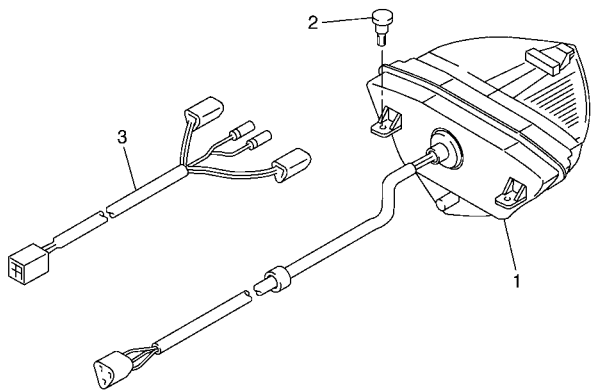
| REF. NO. | PART NO. | DESCRIPTION | 4B11 | 4B12 | 4B13 | REMARKS |
|----------|--------------|----------------------------|------|------|------|---------|
| 1 | 5PW-83310-01 | FRONT FLASHER LIGHT ASSY 1 | 1 | 1 | 1 | |
| 2 | 1KH-83311-00 | .BULB (12V-10W) | 1 | 1 | 1 | |
| 3 | 5PW-8333A-00 | .LENS COMP | 1 | 1 | 1 | |
| 4 | 97706-04012 | .SCREW, TAPPING | 1 | 1 | 1 | |
| 5 | 5PW-83320-01 | FRONT FLASHER LIGHT ASSY 2 | 1 | 1 | 1 | |
| 6 | 1KH-83311-00 | .BULB (12V-10W) | 1 | 1 | 1 | |
| 7 | 5PW-8334A-00 | .LENS COMP | 1 | 1 | 1 | |
| 8 | 97706-04012 | .SCREW, TAPPING | 1 | 1 | 1 | |
| 9 | 5PW-83318-00 | STAY, FLASHER 1 | 2 | 2 | 2 | |
| 10 | 5PW-83330-00 | REAR FLASHER LIGHT ASSY 1 | 1 | 1 | 1 | |
| 11 | 1KH-83311-00 | .BULB (12V-10W) | 1 | 1 | 1 | |
| 12 | 5PW-8334A-00 | .LENS COMP | 1 | 1 | 1 | |
| 13 | 97706-04012 | .SCREW, TAPPING | 1 | 1 | 1 | |
| 14 | 5PW-83340-00 | REAR FLASHER LIGHT ASSY 2 | 1 | 1 | 1 | |
| 15 | 1KH-83311-00 | .BULB (12V-10W) | 1 | 1 | 1 | |
| 16 | 5PW-8333A-00 | .LENS COMP | 1 | 1 | 1 | |
| 17 | 97706-04012 | .SCREW, TAPPING | 1 | 1 | 1 | |
| 18 | 5PW-83318-00 | STAY, FLASHER 1 | 2 | 2 | 2 | |



5VYE300-E440

FIG. 44 HEADLIGHT

| REF. NO. | PART NO. | DESCRIPTION | 4B11 | 4B12 | 4B13 | REMARKS |
|----------|--------------|---------------------------|------|------|------|-------------|
| | | | | | | |
| 1 | 5VY-84303-20 | HEADLIGHT UNIT ASSY | 1 | | | |
| 2 | 4SV-84314-00 | BULB (12V-55W) | 2 | 2 | 2 | (H7)HALOGEN |
| 3 | 4SV-84347-00 | BULB (12V-5W) | 1 | 1 | 1 | |
| 4 | 5SL-84397-00 | COVER, SOCKET | 1 | 1 | 1 | |
| 5 | 5GJ-84397-00 | COVER, SOCKET | 1 | 1 | 1 | |
| 6 | 4SV-84350-00 | SOCKET CORD ASSY 2 | 1 | 1 | 1 | |
| 7 | 90269-06008 | RIVET | 1 | 1 | 1 | |
| 8 | 5VY-84196-00 | COVER (L.H) | 1 | 1 | 1 | |
| 9 | 5VY-84312-00 | CORD ASSY | 1 | 1 | 1 | |
| 10 | 5VY-84303-30 | HEADLIGHT UNIT ASSY | 1 | | | |
| 11 | 4SV-84314-00 | BULB (12V-55W) | 2 | 2 | 2 | (H7)HALOGEN |
| 12 | 4SV-84347-00 | BULB (12V-5W) | 1 | 1 | 1 | |
| 13 | 5SL-84397-00 | COVER, SOCKET | 1 | 1 | 1 | |
| 14 | 5GJ-84397-00 | COVER, SOCKET | 1 | 1 | 1 | |
| 15 | 4SV-84350-00 | SOCKET CORD ASSY 2 | 1 | 1 | 1 | |
| 16 | 90269-06008 | RIVET | 1 | 1 | 1 | |
| 17 | 5VY-84396-00 | COVER (R.H) | 1 | 1 | 1 | |
| 18 | 5VY-84312-00 | CORD ASSY | 1 | 1 | 1 | |
| 19 | 90464-47001 | CLAMP | 1 | 1 | 1 | |
| 20 | 97707-50016 | SCREW, TRUSS HEAD TAPPING | 1 | 1 | 1 | |
| 21 | 90160-05006 | SCREW, ROUND TAPPING | 6 | 6 | 6 | |
| 22 | 5VY-84359-30 | CORD, HEADLIGHT | 1 | 1 | 1 | |
| 23 | 90464-15195 | CLAMP | 1 | 1 | 1 | |



5VY1300-C450

FIG. 45 TAILLIGHT

| REF. NO. | PART NO. | DESCRIPTION | 4B11 | 4B12 | 4B13 | REMARKS |
|----------|--------------|-------------------------|------|------|------|---------|
| 1 | 5VY-84710-00 | TAILLIGHT UNIT ASSY | 1 | 1 | 1 | |
| 2 | 90269-06081 | RIVET | 2 | 2 | 2 | |
| 3 | 5PW-84717-00 | CORD, TAILLIGHT | 1 | 1 | 1 | |
| 4 | 5VY-21629-30 | GUARD, MUD | 1 | 1 | | |
| 5 | 5VY-84745-00 | LICENCE LIGHT UNIT ASSY | 1 | 1 | 1 | |
| 6 | 4HC-84744-00 | .BULB (12V-5W) | 1 | 1 | 1 | |
| 7 | 97706-04012 | .SCREW, TAPPING | 2 | 2 | 2 | |
| 8 | 3Y6-85130-02 | REAR REFLECTOR ASSY | 1 | 1 | 1 | |
| 9 | 95607-05100 | NUT, U | 1 | 1 | 1 | |
| 10 | 90201-05725 | WASHER, PLATE | 1 | 1 | 1 | |
| 21 | 5VY-84726-00 | SCREW | 2 | 2 | 2 | |
| 22 | 4KB-84117-00 | NUT | 2 | 2 | 2 | |

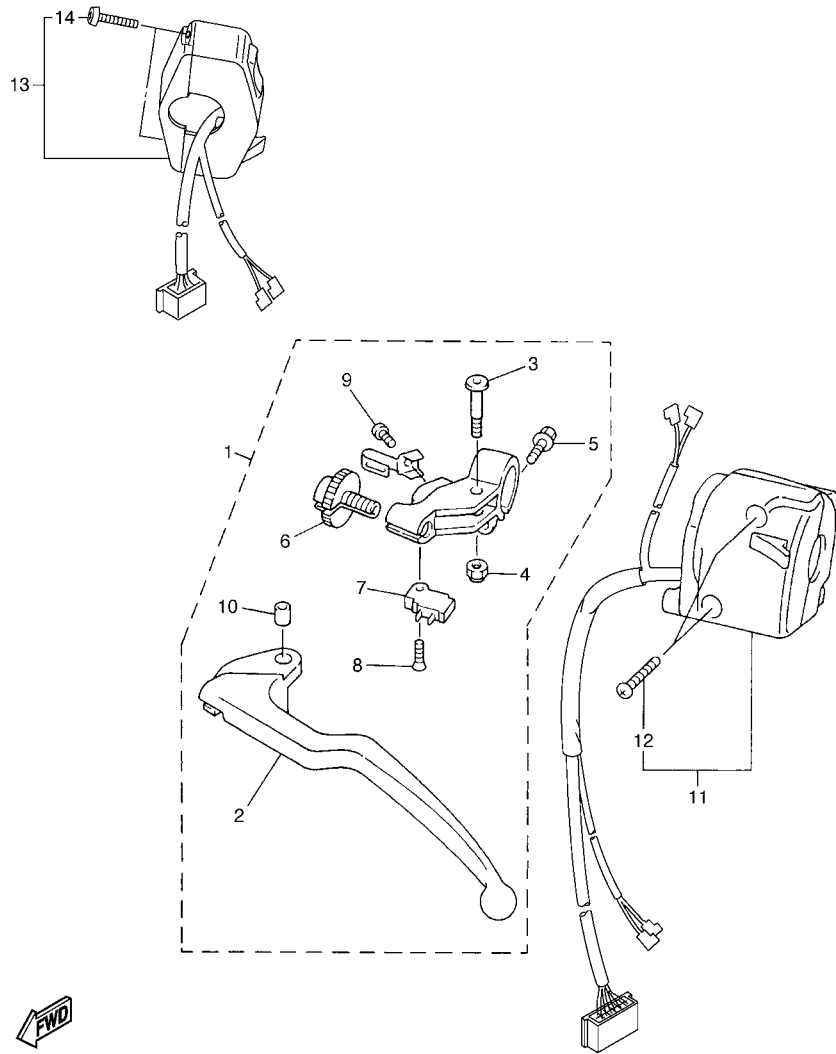
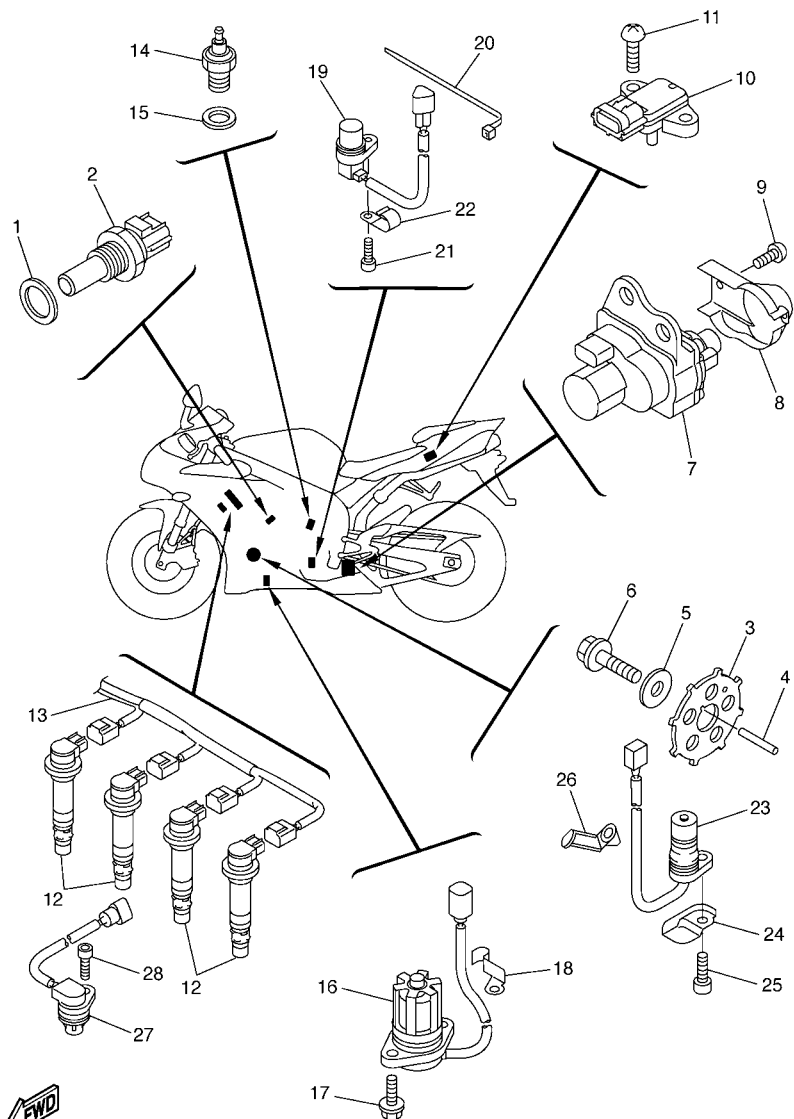


FIG. 46 HANDLE SWITCH & LEVER

| REF. NO. | PART NO. | DESCRIPTION | 4B11 | 4B12 | 4B13 | REMARKS |
|----------|--------------|--------------------------|------|------|------|---------|
| 1 | 4XV-82910-14 | LEVER HOLDER ASSY (LEFT) | 1 | 1 | 1 | |
| 2 | 4XV-83912-11 | .LEVER 1 | 1 | 1 | 1 | |
| 3 | 4XV-83945-01 | .BOLT, LEVER | 1 | 1 | 1 | |
| 4 | 95607-06200 | .NUT, SELF U-FLANGE | 1 | 1 | 1 | |
| 5 | 95027-06020 | .BOLT, FLANGE | 1 | 1 | 1 | |
| 6 | 5LV-83951-00 | .BOLT, CABLE ADJUSTING | 1 | 1 | 1 | |
| 7 | 4XV-82917-01 | .SWITCH | 1 | 1 | 1 | |
| 8 | 98707-03016 | .SCREW, FLAT HEAD | 1 | 1 | 1 | |
| 9 | 98507-04010 | .SCREW, PAN HEAD | 1 | 1 | 1 | |
| 10 | 5JJ-83913-00 | .COLLAR, LEVER 1 | 1 | 1 | 1 | |
| 11 | 5VY-83969-00 | SWITCH, HANDLE 5 | 1 | 1 | 1 | |
| 12 | 98507-05025 | .SCREW, PAN HEAD | 2 | 2 | 2 | |
| 13 | 5PW-83975-00 | SWITCH, HANDLE 2 | 1 | 1 | 1 | |
| 14 | 98507-05022 | .SCREW, PAN HEAD | 2 | 2 | 2 | |



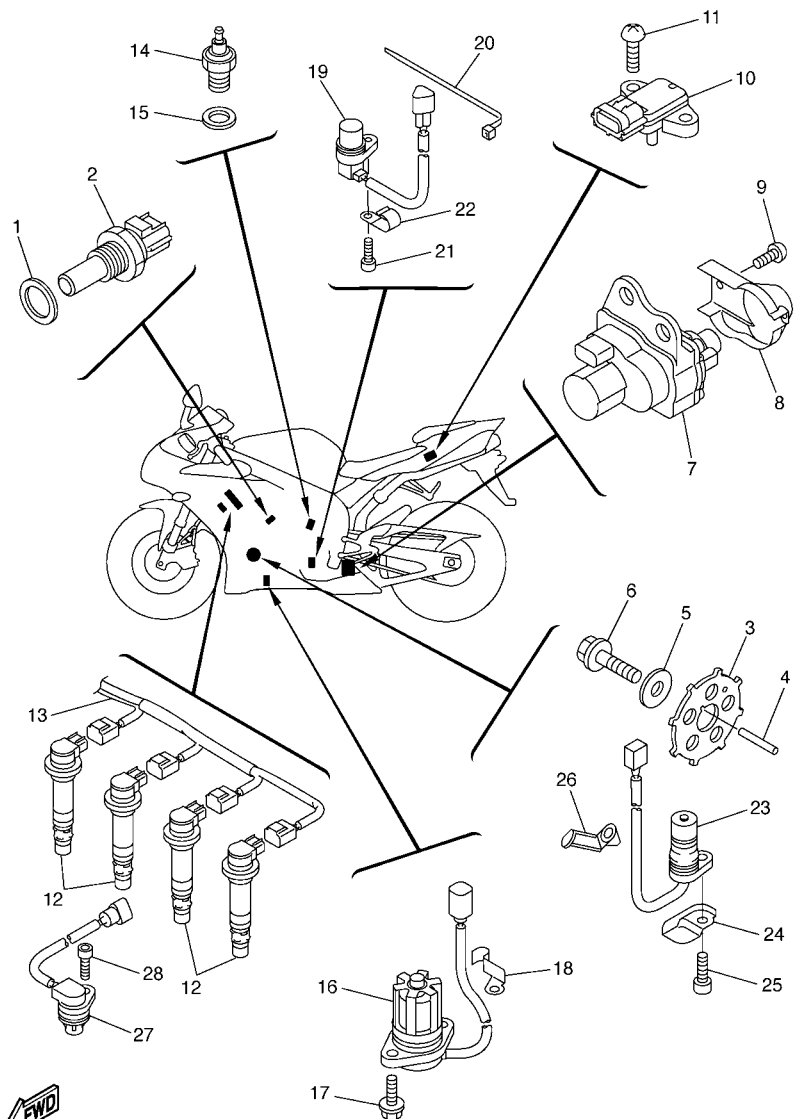
5VY1300-C460



5VYE300-E470

FIG. 47 ELECTRICAL 1

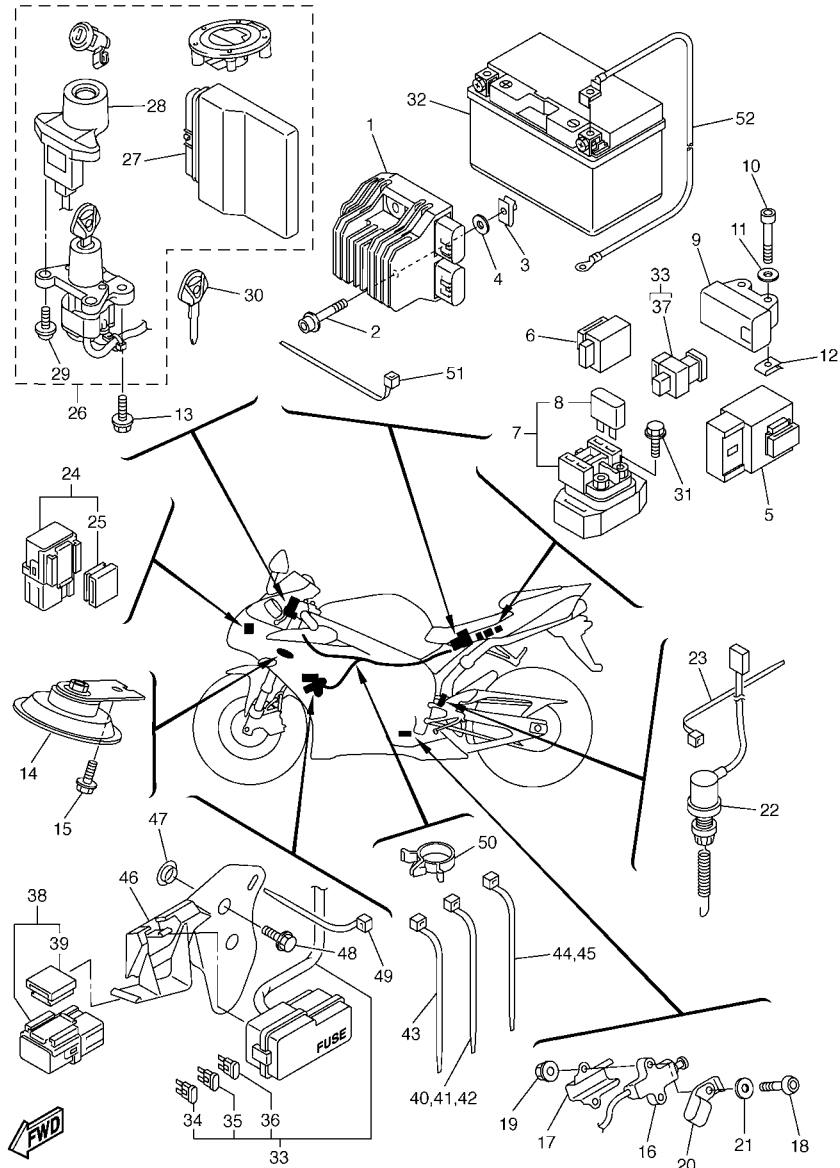
| REF. NO. | PART NO. | DESCRIPTION | 4B11 | 4B12 | 4B13 | REMARKS |
|----------|--------------|---------------------------|------|------|------|---------|
| | | | | | | |
| 1 | 90201-12790 | WASHER, PLATE | 1 | 1 | 1 | |
| 2 | 8CC-85790-01 | THERMOSENSOR ASSY | 1 | 1 | 1 | |
| 3 | 5VY-81673-00 | ROTOR | 1 | 1 | 1 | |
| 4 | 90282-03001 | KEY, STRAIGHT | 1 | 1 | 1 | |
| 5 | 90201-10039 | WASHER, PLATE | 1 | 1 | 1 | |
| 6 | 90105-10290 | BOLT, FLANGE | 1 | 1 | 1 | |
| 7 | 5VY-85820-10 | SERVO MOTOR ASSY | 1 | 1 | 1 | |
| 8 | 5VY-85829-00 | COVER, SERVO MOTOR | 1 | 1 | 1 | |
| 9 | 97702-50514 | SCREW, TAPPING | 2 | 2 | 2 | |
| 10 | 5VX-82380-00 | SENSOR, PRESSURE | 1 | 1 | 1 | |
| 11 | 97707-50020 | SCREW, TAPPING | 2 | 2 | 2 | |
| 12 | 5VY-82310-00 | IGNITION COIL ASSY | 4 | 4 | 4 | |
| 13 | 5VY-82309-00 | WIRE, SUB LEAD | 1 | 1 | 1 | |
| 14 | 3GB-82540-01 | NEUTRAL SWITCH ASSY | 1 | 1 | 1 | |
| 15 | 90430-10148 | GASKET | 1 | 1 | 1 | |
| 16 | 5VY-85720-00 | OIL LEVEL GAUGE ASSY | 1 | 1 | 1 | |
| 17 | 95022-06016 | BOLT, FLANGE | 2 | 2 | 2 | |
| 18 | 90465-08053 | CLAMP | 1 | 1 | 1 | |
| 19 | 4XV-83755-02 | SENSOR, SPEED | 1 | 1 | 1 | |
| 20 | 90464-51001 | CLAMP | 1 | 1 | 1 | |
| 21 | 90110-06161 | BOLT, HEXAGON SOCKET HEAD | 1 | 1 | 1 | |
| 22 | 90462-08039 | CLAMP | 1 | 1 | 1 | |
| 23 | 5VY-81670-01 | PICK-UP ASSY | 1 | 1 | 1 | |
| 24 | 5VY-15589-00 | PLATE, CLUTCH COVER | 1 | 1 | 1 | |
| 25 | 90110-06161 | BOLT, HEXAGON SOCKET HEAD | 1 | 1 | 1 | |
| 26 | 90465-08054 | CLAMP | 1 | 1 | 1 | |
| 27 | 5VY-85896-00 | SENSOR, CAM POSITION | 1 | 1 | 1 | |



 5VYE300-E470

FIG. 47 ELECTRICAL 1

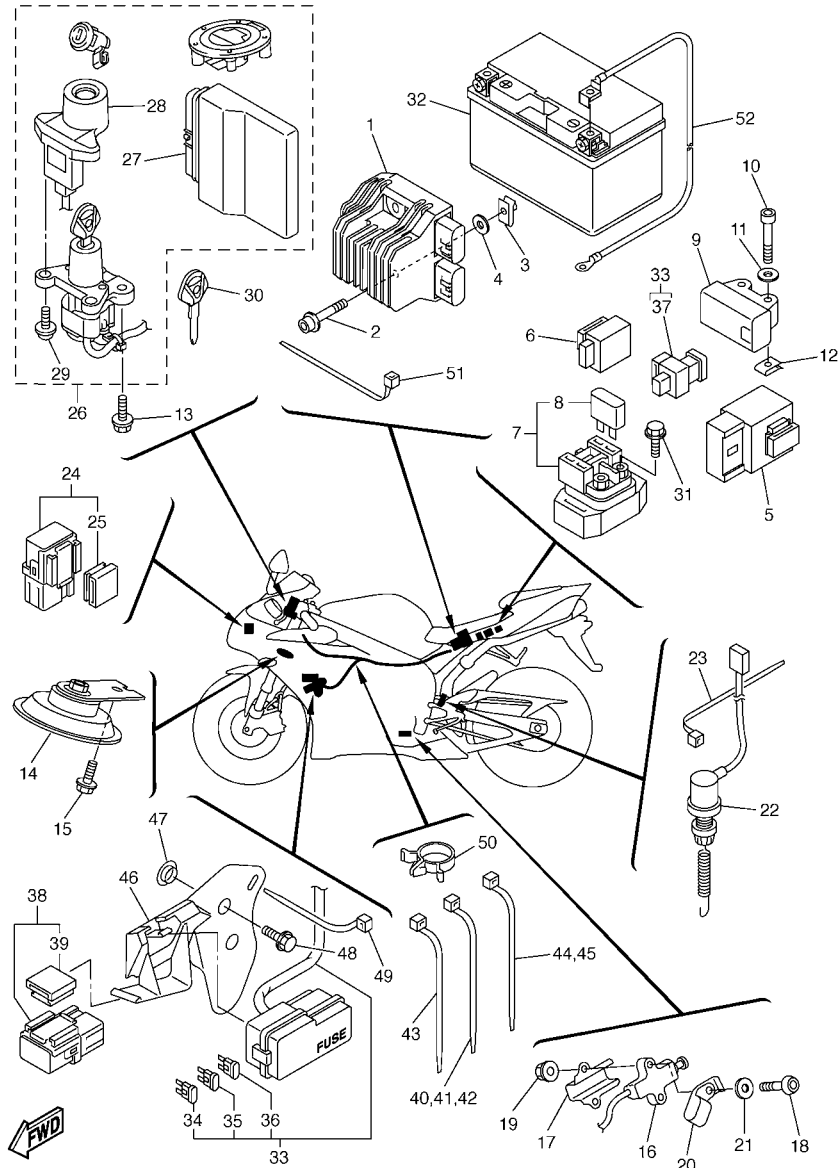
| REF. NO. | PART NO. | DESCRIPTION | 4B11 | 4B12 | 4B13 | REMARKS |
|----------|-------------|---------------------------|------|------|------|---------|
| 28 | 90110-06175 | BOLT, HEXAGON SOCKET HEAD | 1 | 1 | 1 | |
| | | | | | | |
| | | | | | | |
| | | | | | | |
| | | | | | | |
| | | | | | | |
| | | | | | | |
| | | | | | | |
| | | | | | | |
| | | | | | | |



5VY1300-C480

FIG. 48 ELECTRICAL 2

| REF. NO. | PART NO. | DESCRIPTION | 4B11 | 4B12 | 4B13 | REMARKS |
|----------|--------------|----------------------------|------|------|------|---------|
| 1 | 5VY-81960-00 | RECTIFIER & REGULATOR ASSY | 1 | 1 | 1 | |
| 2 | 90110-06066 | BOLT, HEXAGON SOCKET HEAD | 2 | 2 | 2 | |
| 3 | 90183-06053 | NUT, SPRING | 1 | 1 | 1 | |
| 4 | 90202-05187 | WASHER, PLATE | 2 | 2 | 2 | |
| 5 | 5VK-81950-40 | RELAY ASSY | 1 | 1 | 1 | |
| 6 | 4GY-83350-00 | FLASHER RELAY ASSY | 1 | 1 | 1 | |
| 7 | 5JW-81940-02 | STARTER RELAY ASSY | 1 | 1 | 1 | |
| 8 | 36Y-82151-00 | .FUSE (15A-BL) | 2 | 2 | 2 | |
| 9 | 5PS-82576-01 | LEAN ANGLE SENSOR | 1 | 1 | 1 | |
| 10 | 91317-04025 | BOLT | 2 | 2 | 2 | |
| 11 | 90201-047A2 | WASHER, PLATE | 2 | 2 | 2 | |
| 12 | 90183-04039 | NUT, SPRING | 2 | 2 | 2 | |
| 13 | 90109-080G5 | BOLT | 2 | 2 | 2 | |
| 14 | 4TH-83371-00 | HORN | 1 | 1 | 1 | |
| 15 | 95807-06012 | BOLT, FLANGE | 1 | 1 | 1 | |
| 16 | 5PX-82566-51 | SWITCH, SIDE STAND | 1 | 1 | 1 | |
| 17 | 5JJ-82388-00 | PLATE | 1 | 1 | 1 | |
| 18 | 92017-05030 | BOLT, BUTTON HEAD | 2 | 2 | 2 | |
| 19 | 95607-05200 | NUT, U FLANGE | 2 | 2 | 2 | |
| 20 | 90461-10002 | CLAMP | 1 | 1 | 1 | |
| 21 | 90201-057H5 | WASHER, PLATE | 1 | 1 | 1 | |
| 22 | 5PW-82530-00 | STOP SWITCH ASSY | 1 | 1 | 1 | |
| 23 | 5Y9-12491-00 | CLAMP 1 | 1 | 1 | 1 | |
| 24 | 5JJ-81950-20 | RELAY ASSY | 2 | 2 | 2 | |
| 25 | 5JJ-81952-00 | .HOLDER, RELAY | 1 | 1 | 1 | |
| 26 | 5VY-W8250-60 | MAIN SW. IMMOBILIZER KIT | 1 | 1 | 1 | |



5VY1300-C480

FIG. 48 ELECTRICAL 2

| REF. NO. | PART NO. | DESCRIPTION | 4B11 | 4B12 | 4B13 | REMARKS |
|----------|--------------|-----------------------------|------|------|------|---------|
| | | | | | | |
| 27 | 5VY-8591A-60 | .ENGINE CONTROL UNIT ASSY | 1 | | 1 | |
| 28 | 5VY-8255P-00 | .IMMOBILIZER. UNIT COMP. | 1 | 1 | 1 | |
| 29 | 5SL-82113-00 | .SCREW | 2 | 2 | 2 | |
| 30 | 5SL-82511-08 | BLANK KEY | 1 | 1 | 1 | AP |
| 31 | 95027-06008 | BOLT, FLANGE | 2 | 2 | 2 | |
| 32 | 5VY-82100-00 | BATTERY ASSY (YUASA YTZ10S) | 1 | 1 | 1 | |
| 33 | 5VY-82590-30 | WIRE HARNESS ASSY | 1 | 1 | 1 | |
| 34 | 5JJ-82151-10 | .FUSE (15A-BL) | 4 | 4 | 4 | |
| 35 | 5JJ-82151-30 | .FUSE (10A-BL) | 4 | 4 | 4 | |
| 36 | 5JJ-82151-70 | .FUSE (25A-BL) | 2 | 2 | 2 | |
| 37 | 5JW-82151-10 | .FUSE (50A) | 1 | 1 | 1 | |
| 38 | 5EA-81950-20 | RELAY ASSY | 1 | 1 | 1 | |
| 39 | 5EA-81952-00 | .HOLDER, RELAY | 1 | 1 | 1 | |
| 40 | 90464-15195 | CLAMP | 1 | 1 | 1 | |
| 41 | 90464-15195 | CLAMP | 1 | 1 | 1 | |
| 42 | 90464-15195 | CLAMP | 1 | 1 | 1 | |
| 43 | 90464-13073 | CLAMP | 1 | 1 | 1 | |
| 44 | 1UA-82591-00 | BAND | 1 | 1 | 1 | |
| 45 | 1UA-82591-00 | BAND | 1 | 1 | 1 | |
| 46 | 5VY-82171-00 | STAY, FUSE BOX | 1 | 1 | 1 | |
| 47 | 90387-06040 | COLLAR | 2 | 2 | 2 | |
| 48 | 90119-06228 | BOLT, WITH WASHER | 2 | 2 | 2 | |
| 49 | 90464-13077 | CLAMP | 1 | 1 | 1 | |
| 50 | 90464-15157 | CLAMP | 1 | 1 | 1 | |
| 51 | 90464-13073 | CLAMP | 2 | 2 | 2 | |
| 52 | 5VY-82116-00 | WIRE, MINUS LEAD | 1 | 1 | 1 | |

NUMERICAL INDEX

| PART NO. | GRID NO. | PART NO. | GRID NO. | PART NO. | GRID NO. | PART NO. | GRID NO. | PART NO. | GRID NO. | PART NO. | GRID NO. |
|--------------|----------|--------------|----------|--------------|----------|--------------|----------|-----------------|----------|--------------|----------|
| 5VY-11101-20 | B - 2 | 3LN-12153-20 | B - 6 | 5VY-1244G-00 | B - 10 | 5VY-13597-00 | B - 14 | 5VY-14714-00 | C - 5 | 5VY-15413-00 | C - 10 |
| 5VY-1111G-00 | B - 2 | 3FV-12153-30 | B - 6 | 5VY-12450-00 | B - 8 | 5VY-13598-00 | B - 14 | 5JJ-14715-00 | C - 5 | 5VY-15416-00 | C - 9 |
| 5VY-11133-10 | B - 2 | 3LN-12153-30 | B - 6 | 5VY-12456-10 | B - 8 | 5VY-13750-30 | C - 2 | 5VY-14715-00 | C - 5 | 5VY-15418-00 | C - 9 |
| 5VY-11134-10 | B - 2 | 1HX-12168-00 | B - 5 | 5VY-12461-00 | B - 11 | 5VY-13750-50 | C - 2 | 5VY-14718-01-P0 | C - 7 | 5VY-15421-10 | C - 9 |
| 5VY-11165-00 | C - 10 | 1HX-12168-20 | B - 5 | 5SL-12462-00 | B - 11 | 5VY-13761-00 | C - 3 | 4B1-14720-00 | C - 6 | 5VY-15431-00 | C - 10 |
| 5VY-11181-00 | B - 2 | 1HX-12168-40 | B - 5 | 5VY-12469-00 | B - 8 | 5VY-13898-00 | B - 12 | 5VY-14728-01-P0 | C - 7 | 5VY-15441-00 | C - 10 |
| 5VY-11191-01 | B - 2 | 1HX-12168-60 | B - 5 | 5GV-1246A-00 | B - 10 | 5VY-13906-00 | C - 2 | 5VY-14740-00 | C - 5 | 5VY-15451-10 | C - 9 |
| 5VY-11193-10 | B - 2 | 1HX-12168-80 | B - 5 | 5GV-1246E-00 | B - 11 | 5PW-13907-01 | D - 15 | 5VY-14747-00 | C - 6 | 5VY-15456-00 | C - 10 |
| 214-11198-01 | B - 13 | 1HX-12168-A0 | B - 5 | 5VY-12481-10 | B - 9 | 5VY-13971-00 | C - 3 | 5VY-14755-00 | C - 5 | 5VY-15461-00 | C - 9 |
| 5VY-11311-00 | B - 3 | 1HX-12168-F0 | B - 5 | 5VY-12483-01 | B - 10 | 5VY-13972-00 | C - 3 | 5VY-14757-00 | C - 7 | 5VY-15462-00 | C - 10 |
| 5VY-1133E-00 | C - 6 | 1HX-12168-H1 | B - 5 | 5VY-12484-10 | B - 9 | 5PW-14103-00 | C - 3 | | D - 7 | 5VY-15499-00 | C - 9 |
| 5VY-1133F-00 | C - 7 | 1HX-12168-K1 | B - 5 | 4XV-12485-00 | B - 8 | 5JW-14104-00 | C - 3 | 5VY-1475P-00 | C - 7 | 5VY-15515-00 | C - 11 |
| 5VY-11351-00 | B - 3 | 1HX-12168-M1 | B - 5 | 5VY-12485-10 | B - 10 | 5PW-1410F-00 | C - 2 | 5VY-1476P-00 | C - 7 | 5VY-15517-00 | C - 11 |
| 5VY-11411-01 | B - 4 | 1HX-12168-R1 | B - 5 | 5Y9-12491-00 | G - 2 | 4KM-14137-00 | C - 2 | 5VY-1477P-00 | C - 7 | 5VY-15521-00 | C - 11 |
| 5VY-11416-00 | B - 4 | 1HX-12168-U1 | B - 5 | 5VY-12494-00 | B - 11 | 5PS-14147-00 | C - 3 | 5VY-1478P-00 | C - 7 | 5VY-15542-00 | C - 9 |
| 5VY-11416-10 | B - 4 | 1HX-12168-W1 | B - 5 | 5VY-12551-00 | B - 11 | 5VY-14171-00 | C - 2 | 5VY-14811-00 | C - 5 | 5VY-15570-00 | C - 11 |
| 5VY-11416-20 | B - 4 | 1HX-12168-Y1 | B - 5 | 5VY-12552-00 | B - 10 | 5VY-14204-00 | C - 2 | 5VY-14821-00 | C - 5 | 5VY-15586-00 | C - 11 |
| 5VY-11416-30 | B - 4 | 1HX-12169-11 | B - 6 | 5VY-12576-00 | B - 8 | 8CC-14216-10 | C - 3 | 5VY-14826-00 | C - 5 | 5VY-15589-00 | F - 14 |
| 5VY-11416-A0 | B - 4 | 1HX-12169-31 | B - 6 | 5VY-12577-00 | B - 10 | 5PW-14251-00 | C - 2 | 5VY-1482K-00 | B - 2 | 4B1-16150-00 | C - 12 |
| 5VY-11445-00 | C - 11 | 1HX-12169-50 | B - 6 | 5VY-12578-00 | B - 10 | 5VY-14348-00 | C - 3 | 5VY-14840-00 | C - 4 | 4B1-16154-00 | C - 12 |
| 5VY-11478-00 | C - 11 | 1HX-12169-70 | B - 6 | 5VY-12579-00 | B - 10 | 5PW-14349-00 | C - 2 | 5VY-14856-00 | C - 5 | 5VY-16155-00 | C - 11 |
| 5VY-11537-00 | C - 11 | 1HX-12169-90 | B - 6 | 5VY-12588-00 | B - 9 | 5SL-14349-00 | C - 3 | 5VY-14862-00 | B - 14 | 5VY-16164-00 | C - 13 |
| 5VY-11549-00 | B - 4 | 1HX-12169-E0 | B - 6 | 5VY-12589-01 | B - 11 | 5FL-14349-10 | C - 2 | 5VY-14865-10 | C - 5 | 5VY-16181-00 | C - 13 |
| 5VY-11603-01 | B - 4 | 1HX-12169-G0 | B - 6 | 5VY-12637-00 | B - 8 | 5JW-14396-00 | C - 2 | 5VY-14867-00 | C - 5 | 5VY-16321-00 | C - 12 |
| 5VY-11631-10 | B - 4 | 1HX-12169-J0 | B - 6 | 5GJ-12675-00 | B - 11 | 5VY-1440B-00 | B - 14 | 5VY-14881-00 | C - 4 | 4B1-16324-00 | C - 12 |
| 5VY-11633-00 | B - 4 | 1HX-12169-L0 | B - 6 | 5VY-12682-00 | B - 15 | 5VY-14411-00 | B - 14 | 5VY-14882-00 | C - 4 | 4B1-16325-00 | C - 12 |
| 5VY-11650-01 | B - 4 | 1HX-12169-N0 | B - 6 | 5EB-12822-00 | B - 13 | 5VY-14413-00 | C - 3 | 5VY-14883-00 | C - 4 | 5VY-16325-00 | C - 12 |
| 5VY-11654-01 | B - 4 | 1HX-12169-T0 | B - 6 | 5VY-13117-10 | B - 12 | 5VY-14419-00 | B - 14 | 5SL-14890-00 | B - 2 | 5VY-16330-00 | C - 12 |
| 5VY-11656-00 | B - 4 | 5VY-12170-10 | B - 7 | 5VY-13161-00 | B - 13 | 5VY-14421-00 | B - 14 | 5VY-14899-00 | B - 2 | 5VY-16331-00 | C - 12 |
| 5VY-11656-10 | B - 4 | 5VY-12176-00 | B - 7 | 5VY-1316E-00 | B - 12 | 5VY-14425-00 | B - 15 | 5VY-14905-00 | C - 3 | 5VY-16340-10 | C - 13 |
| 5VY-11656-20 | B - 4 | 5VY-12180-10 | B - 7 | 5VY-13310-10 | B - 8 | 31A-14435-00 | B - 14 | 5DM-14936-00 | C - 3 | 132-16346-00 | D - 3 |
| 5VY-11656-30 | B - 4 | 5VY-12210-10 | B - 7 | 5VY-13336-00 | B - 8 | 5VY-14435-00 | B - 14 | 22U-14952-00 | C - 2 | 4B1-16351-00 | C - 12 |
| 5VY-12111-00 | B - 5 | 2D1-12213-00 | B - 7 | 5VY-13354-00 | C - 13 | 5VY-14451-00 | B - 14 | 5PS-14987-00 | C - 2 | 4XV-16356-01 | C - 13 |
| 5VY-12112-00 | B - 5 | 5BE-12241-00 | B - 2 | 5VY-13355-00 | B - 8 | 5VY-14452-00 | B - 14 | 5VY-15100-01 | C - 8 | 4B1-16360-00 | C - 12 |
| 5VY-12113-00 | B - 5 | 5VY-12251-00 | B - 7 | 5VY-13410-00 | B - 12 | 5VY-14457-00 | B - 14 | 4B1-15113-00 | C - 10 | 4B1-16370-00 | C - 12 |
| 5VY-12114-00 | B - 5 | 5VY-12252-00 | B - 7 | 5VY-13414-01 | B - 13 | 5VY-14462-00 | B - 14 | 5EB-15155-00 | C - 8 | 4B1-16377-00 | C - 13 |
| 5NL-12116-00 | B - 5 | 5VY-12405-00 | B - 11 | 5VY-13416-00 | B - 12 | 5VY-14467-00 | B - 14 | 5VY-15163-00 | C - 14 | 5VY-16382-10 | C - 12 |
| 5VY-12117-10 | B - 5 | 5VY-12405-10 | B - 11 | 5VY-13417-10 | B - 13 | 5VY-14498-00 | B - 14 | 5VY-15164-00 | C - 9 | 4B1-16383-00 | C - 12 |
| 1HX-12118-00 | B - 5 | 5VY-12410-10 | B - 10 | 5VY-13418-10 | C - 8 | 5JW-14589-00 | C - 3 | 36Y-15189-00 | C - 10 | 4B1-16384-00 | C - 12 |
| 1WG-12118-00 | B - 5 | 5LP-12411-00 | B - 10 | 5GH-13440-00 | B - 13 | 5VY-14602-00 | C - 5 | 4H7-15189-00 | C - 10 | 5VY-16384-00 | C - 12 |
| 4SV-12119-00 | B - 5 | 5VY-12421-00 | B - 8 | 5VY-13470-00 | B - 13 | 5VY-14610-10 | C - 5 | 5PX-15189-00 | C - 9 | 2C0-16539-00 | C - 12 |
| 4TV-12119-00 | B - 5 | 5VY-12422-00 | B - 8 | 5JW-13473-00 | B - 13 | 4FM-14613-00 | C - 5 | 5VY-15191-00 | F - 7 | 5VY-17121-00 | C - 14 |
| 5VY-12121-00 | B - 5 | 11H-12438-10 | B - 8 | 5EB-13475-00 | B - 13 | 5VY-14623-00 | C - 5 | 5VY-15316-00 | C - 8 | 5VY-17131-00 | C - 14 |
| 3GM-12126-00 | B - 5 | 4XV-12439-00 | B - 8 | 5VY-13490-00 | B - 13 | 5VY-14638-00 | C - 5 | 5PW-15361-00 | C - 8 | 5VY-17151-00 | C - 14 |
| 5VY-12127-10 | B - 5 | 5VY-1243A-00 | B - 10 | 5VY-13543-00 | C - 3 | 5VY-14643-00 | C - 5 | 5VY-15362-00 | C - 9 | 5VY-17161-00 | C - 14 |
| 3FV-12153-09 | B - 6 | 5VY-1243E-00 | B - 10 | 8FP-13556-00 | C - 3 | 5VY-14648-00 | C - 5 | 1UF-15379-00 | D - 6 | 5VY-17211-00 | C - 15 |
| 3LN-12153-09 | B - 6 | 5VY-1243F-00 | B - 10 | 5VY-13595-00 | B - 14 | 5VY-14674-00 | C - 5 | 5VY-15393-00 | B - 14 | 5VY-17221-10 | C - 14 |
| 3FV-12153-20 | B - 6 | 5VY-12443-10 | C - 10 | 5VY-13596-00 | B - 14 | 4B1-14710-00 | C - 5 | 5VY-15411-00 | C - 9 | 5VY-17231-00 | C - 15 |

NUMERICAL INDEX

| PART NO. | GRID NO. | PART NO. | GRID NO. | PART NO. | GRID NO. | PART NO. | GRID NO. | PART NO. | GRID NO. | PART NO. | GRID NO. |
|-----------------|----------|-----------------|----------|-----------------|----------|--------------|----------|--------------|----------|--------------|----------|
| 5VY-17241-00 | C - 14 | 5JJ-2153E-30 | F - 5 | 5VY-22110-10-P1 | D - 9 | 5PW-2413B-10 | E - 3 | 5PW-25377-00 | E - 7 | 4SV-25924-00 | E - 6 |
| 5VY-17251-00 | C - 15 | 5PA-21568-00 | E - 3 | 5VY-22128-00 | D - 9 | 5VY-2413Y-00 | D - 15 | 5SL-25381-00 | E - 7 | 8CR-25924-00 | E - 9 |
| 5VY-17261-10 | C - 14 | 5VY-21611-00-P6 | D - 6 | 5VY-22128-10 | D - 9 | 5VY-24145-00 | E - 2 | 5VY-25388-00 | E - 7 | 3GM-25925-00 | E - 6 |
| 5VY-17402-00 | C - 14 | 5VY-21617-00 | D - 6 | 5VY-22141-00 | D - 10 | 5PW-2414H-00 | E - 3 | 5VY-25389-00 | E - 7 | 5SL-25926-00 | E - 9 |
| 5VY-17411-10 | C - 14 | 5VY-2161G-00 | D - 7 | 5VY-22151-10 | D - 9 | 5VY-2414H-00 | E - 3 | 4B1-25398-00 | E - 5 | 5VY-25975-00 | E - 11 |
| 5VY-17442-00 | C - 14 | 5VY-21621-00 | F - 12 | 4B1-2217A-00 | D - 9 | 5PW-2414J-00 | E - 2 | | E - 7 | 5VY-26121-00 | E - 10 |
| 5VY-17446-00 | C - 14 | 5VY-21629-30 | F - 12 | 5VY-22184-00 | D - 9 | 5VY-2414J-00 | E - 2 | 4B1-25445-20 | E - 7 | 5VY-26122-00 | E - 10 |
| 3CV-17460-00 | C - 15 | 5VY-21629-50 | F - 12 | 4B1-22210-00 | D - 11 | 5VY-2414K-00 | E - 3 | 4B1-2580T-00 | E - 6 | 4YR-26240-02 | E - 10 |
| 5VY-18101-10 | D - 3 | 5VY-21639-00 | D - 6 | 5SL-22219-00 | D - 11 | 5VY-2414N-00 | E - 2 | 4B1-2580U-00 | E - 6 | 4YR-26241-02 | E - 10 |
| 5VY-18110-00 | D - 3 | 5VY-2163A-00 | D - 7 | 4AA-22259-40 | D - 11 | 5VY-2414P-00 | E - 2 | 5VY-2580W-10 | E - 9 | 5PW-26246-00 | E - 10 |
| 5VY-18112-00 | D - 3 | 5VY-2163E-00 | D - 7 | 5VY-22311-01 | D - 9 | 5VY-2414R-00 | E - 3 | 4B1-2581T-00 | E - 6 | 5VY-26280-00 | F - 3 |
| 5EB-18113-00 | D - 3 | 5VY-2164F-00 | D - 7 | 5VY-22873-00 | D - 9 | 5PW-2415E-01 | E - 3 | 5SL-25827-00 | E - 9 | 5VY-26281-00 | E - 10 |
| 5VY-18115-00 | D - 3 | 5VY-2164G-00 | D - 6 | 4B1-23102-00 | D - 13 | 5VY-24181-00 | D - 15 | 5SL-25827-10 | E - 9 | 3XW-26282-01 | E - 10 |
| 5LV-18116-00 | D - 3 | 5VY-2164K-00 | D - 7 | 4B1-23103-00 | D - 13 | 5SL-24183-00 | D - 15 | 5SL-25828-00 | E - 9 | 5VY-26290-00 | F - 3 |
| 5VY-18127-10 | D - 3 | 5VY-2164L-00 | D - 7 | 4B1-23106-00 | D - 13 | 5VY-24183-00 | D - 15 | 5SL-2582A-00 | E - 15 | 5VY-26292-10 | D - 12 |
| 5VY-18140-00 | D - 3 | 5VY-21650-00 | D - 10 | 4B1-23110-00 | D - 13 | 5VY-24191-00 | D - 15 | 4B1-2582W-00 | E - 9 | 5VY-26298-00 | F - 3 |
| 5VY-18144-00 | D - 3 | 5VY-21652-00 | D - 7 | 4B1-23111-00 | D - 13 | 5PW-24192-00 | D - 15 | 5SL-25838-00 | E - 9 | 5VY-26302-01 | E - 10 |
| 4XV-18154-00 | D - 3 | 5VY-21668-00 | D - 10 | 4TX-23115-00 | D - 13 | 5VY-24192-00 | D - 15 | 5VY-2583B-00 | E - 6 | 5VY-2631E-10 | E - 10 |
| 5VY-18511-01 | D - 2 | 5VY-21669-00 | D - 6 | 4B1-23120-00 | D - 13 | 5VY-24315-00 | E - 2 | 5SL-2583V-00 | E - 15 | 5VS-26332-00 | E - 11 |
| 5VY-18512-01 | D - 2 | 5VY-21688-00 | F - 12 | 4B1-23141-00 | D - 13 | 5VY-24316-00 | E - 2 | 5SL-25852-00 | E - 15 | 5VY-26335-01 | E - 10 |
| 5VY-18513-01 | D - 2 | 5VY-21689-00 | F - 12 | 4B1-23142-00 | D - 13 | 5VY-24317-00 | E - 2 | 5VY-25852-00 | E - 11 | 5VY-26398-00 | E - 10 |
| 5VY-18531-00 | D - 2 | 5VY-21710-01-0X | D - 8 | 4TX-23144-00 | D - 13 | 68V-24376-00 | C - 2 | 5SL-25854-00 | E - 15 | 5VY-27211-00 | E - 15 |
| 5VY-18535-00 | D - 2 | 1UJ-21717-00 | D - 8 | 5VX-23145-00 | D - 13 | 5JW-24486-00 | E - 2 | 5VY-25854-00 | E - 11 | 5SL-27222-00 | E - 15 |
| 5VY-18536-00 | D - 2 | 5VY-2171A-01-P4 | E - 2 | 4TX-23156-00 | D - 13 | 5VY-24491-00 | D - 15 | 5VY-25855-00 | E - 15 | 5VY-27311-01 | E - 13 |
| 5VY-18540-00 | D - 2 | 1FK-2171H-00 | F - 3 | 4B1-23170-00 | D - 13 | 5J-24602-00 | D - 15 | 5VY-25855-00 | E - 11 | 5JJ-27315-00 | E - 13 |
| 136-18542-00 | D - 2 | 5VY-2172E-00 | D - 8 | 4B1-2317F-00 | D - 13 | 5VY-2470F-00 | E - 4 | 4BP-2585F-00 | E - 15 | 5JJ-27321-00 | E - 13 |
| 5VY-18562-00 | D - 2 | 5VY-2172P-00 | D - 8 | 4B1-2317M-00 | D - 14 | 5VY-24710-00 | E - 4 | 5VS-2585H-00 | E - 11 | 4NX-27351-00 | E - 13 |
| 5VY-2110M-00 | D - 5 | 5PW-21732-00 | D - 6 | 4B1-2331K-00 | D - 13 | 5SL-24723-00 | E - 4 | 5VS-25867-00 | E - 11 | 5PW-27352-00 | E - 13 |
| 5VY-2110M-10 | D - 5 | | D - 8 | 4B1-2331L-00 | D - 13 | 5VY-24729-00 | E - 4 | 5VS-2586F-00 | E - 11 | 5VY-27410-00 | E - 13 |
| 5VY-21110-20-P1 | D - 4 | 5VY-21732-00 | D - 7 | 5VY-23340-30 | D - 14 | 5VY-24750-00 | E - 4 | 5VY-25872-00 | E - 11 | 5VY-2741L-00 | E - 14 |
| 5VY-21131-00 | D - 4 | 1JK-21735-00 | D - 8 | 4B1-2334G-00 | D - 13 | 5VY-24751-00 | E - 4 | 5VY-25874-10 | E - 15 | 5VY-27420-00 | E - 13 |
| 5VY-2116J-00 | D - 4 | 5VY-2173P-00 | D - 8 | 5VY-23377-00 | E - 11 | 5VY-24780-00 | E - 4 | 5VY-25875-00 | E - 11 | 4XV-27424-00 | C - 6 |
| 5VY-2117K-01 | E - 4 | 5VY-21746-00 | D - 5 | 5VY-23389-00 | E - 10 | 5VY-2478E-00 | E - 4 | 5VY-25876-00 | E - 12 | 5VY-27424-00 | C - 6 |
| 5VY-2117R-00 | D - 5 | 5VY-21747-00 | D - 8 | 4XV-23415-01 | D - 12 | 5VY-24792-00 | E - 4 | 5VY-25886-10 | E - 15 | 5VY-27425-00 | E - 14 |
| 5VY-2117V-00 | F - 5 | 5PW-2174X-00 | D - 8 | 5VY-23418-00 | D - 12 | 4XV-25117-00 | E - 5 | 5SL-25894-00 | E - 15 | 5VY-2742L-00 | E - 14 |
| 5VY-2117W-00 | F - 5 | 5VY-2174X-00 | D - 5 | 4XV-2341B-00 | D - 12 | 4XV-25118-00 | E - 5 | 5SL-25894-20 | E - 11 | 5JJ-27431-00 | E - 14 |
| 4B1-2118N-00 | D - 5 | 5VY-2174Y-00 | D - 5 | 4XV-23434-00 | E - 10 | 4B1-2516C-00 | E - 5 | 5VY-25895-00 | E - 15 | 5JJ-27437-01 | E - 14 |
| 5VY-21190-10 | D - 4 | 2TK-21757-00 | F - 4 | 5VY-23435-01 | D - 12 | 5PW-25181-00 | E - 5 | 5VY-25895-10 | E - 11 | 5JJ-27441-00 | E - 14 |
| 5VY-21268-00 | D - 4 | 5VY-2176V-00 | E - 4 | 3FV-23462-00 | D - 12 | 4XV-25186-00 | E - 5 | 5VY-2589F-01 | E - 11 | 5VY-27442-01 | E - 13 |
| 5VY-21269-00 | D - 4 | 5PW-2177L-00 | F - 2 | 2H9-23469-00 | E - 10 | 5PW-25188-00 | E - 5 | 5VY-2589G-00 | E - 11 | 5VY-27443-01 | E - 13 |
| 5VY-2131P-00 | D - 5 | | F - 4 | 5VY-23490-00 | E - 10 | 4XV-25317-00 | E - 7 | 5VY-2589H-00 | E - 11 | 5VY-27445-00 | E - 13 |
| 4XV-21376-00 | D - 6 | 26H-21828-00 | D - 8 | 5VY-23495-00 | E - 10 | 4B1-2533C-00 | E - 7 | 5SL-25914-00 | E - 9 | 5VY-27446-00 | E - 14 |
| 4B1-21414-00 | D - 4 | 5VY-21843-00 | D - 8 | 5VY-23808-00 | D - 12 | 4B1-25364-00 | E - 7 | 5DH-25916-00 | E - 9 | 5VY-27490-00 | D - 7 |
| 4B1-21424-00 | D - 4 | 5VY-21871-00 | D - 8 | 5VY-24117-00 | E - 2 | 4B1-25366-00 | E - 7 | 3JD-25917-00 | E - 9 | 5VY-28100-00 | D - 7 |
| 5VY-21435-00 | D - 4 | 5VY-21875-00 | D - 8 | 5VY-24118-00 | E - 2 | 4B1-25367-00 | E - 7 | 5SL-25917-00 | E - 9 | 5VY-28307-00 | F - 4 |
| 5VY-2144G-00 | E - 14 | 5VY-21880-00 | C - 6 | 5PW-2411J-01 | E - 3 | 5PW-25367-00 | E - 7 | 4SV-25919-00 | E - 6 | 5VY-28322-00 | F - 4 |
| 5EB-21495-00 | D - 4 | 5VY-21890-00 | C - 6 | 5VY-24129-01 | E - 2 | 5SL-25376-00 | E - 7 | 5SL-25919-00 | E - 9 | 5VY-2832P-00 | F - 2 |
| 5PW-21511-00-P8 | D - 6 | 4B1-2210K-00 | D - 9 | 5VY-24139-01 | E - 3 | 4B1-25377-00 | E - 7 | 5VY-25921-00 | E - 9 | 5VY-28332-00 | F - 4 |

NUMERICAL INDEX

| PART NO. | GRID NO. | PART NO. | GRID NO. | PART NO. | GRID NO. | PART NO. | GRID NO. | PART NO. | GRID NO. | PART NO. | GRID NO. |
|-----------------|----------|--------------|----------|--------------|----------|-----------------|----------|-------------|----------|-------------|----------|
| 4XV-28336-00 | F - 2 | 5PW-81846-00 | F - 8 | 4GY-83350-00 | G - 2 | 5VY-8591A-60 | G - 3 | 90109-06043 | D - 6 | 90111-06003 | E - 13 |
| 5VY-28346-00 | F - 2 | 5VY-81890-00 | F - 8 | 4TH-83371-00 | G - 2 | 5VY-8591A-A0 | G - 3 | 90109-06056 | D - 4 | 90111-06019 | D - 3 |
| 5VY-2834C-60 | F - 4 | 5JW-81940-02 | G - 2 | 5VY-83500-40 | F - 10 | 5VY-W0041-00 | E - 11 | | F - 5 | 90111-06030 | D - 6 |
| 4XV-2834E-00 | E - 2 | 5EA-81950-20 | G - 3 | 5VY-83500-50 | F - 10 | 5SL-W0042-50 | E - 15 | 90109-06100 | C - 8 | | F - 6 |
| 5VY-2834E-00 | F - 2 | 5JJ-81950-20 | G - 2 | 4XV-83513-00 | F - 2 | 5VY-W0045-00 | E - 6 | 90109-065G4 | D - 12 | 90111-06038 | C - 7 |
| 5VY-2834F-00 | F - 3 | 5VK-81950-40 | G - 2 | 5PW-8352S-00 | F - 10 | 5VX-W0046-00 | E - 9 | 90109-066F0 | B - 2 | 90111-06041 | D - 12 |
| 5VY-2834V-00 | F - 2 | 5EA-81952-00 | G - 3 | 5VY-8353E-00 | F - 10 | 5PW-W0047-00 | E - 6 | 90109-080G5 | G - 2 | 90111-06043 | D - 6 |
| 5JJ-2834W-00 | F - 2 | 5JJ-81952-00 | G - 2 | 5VY-83572-00 | F - 10 | 5SL-W0047-00 | E - 9 | 90109-083E0 | E - 13 | 90111-06052 | D - 7 |
| 5VY-28356-00 | F - 2 | 5VY-81960-00 | G - 2 | 4XV-83755-02 | F - 14 | 5PW-W0047-10 | E - 6 | 90109-083G4 | E - 6 | 90111-08016 | C - 6 |
| 5VY-2835C-60 | F - 4 | 5VY-82100-00 | G - 3 | 4XV-83912-11 | F - 13 | 1J3-W0048-00 | E - 6 | 90109-085G6 | E - 13 | 90116-10020 | C - 8 |
| 5VY-2835G-00-P6 | F - 2 | 5SL-82113-00 | G - 3 | 5JJ-83913-00 | F - 13 | 1UY-W0048-00 | E - 9 | 90109-10002 | E - 13 | 90116-10023 | C - 8 |
| 5VY-2836A-00 | F - 5 | 5VY-82116-00 | G - 3 | 5VY-83922-00 | E - 11 | 5VY-W0048-00 | E - 11 | 90109-103A9 | E - 13 | 90116-10485 | E - 7 |
| 5VY-2836E-00 | F - 5 | 5VY-82122-00 | D - 6 | 4XV-83945-01 | F - 13 | 5PW-W0057-00 | E - 6 | 90110-05014 | E - 2 | 90119-05011 | D - 7 |
| 5VY-2836K-00 | F - 4 | 5VY-82123-00 | D - 6 | 5LV-83951-00 | F - 13 | 5VY-W0057-00 | E - 9 | | E - 10 | 90119-05193 | D - 7 |
| 5VY-2836L-00 | F - 4 | 5VY-8212B-00 | D - 6 | 5VY-83969-00 | F - 13 | 5PW-W0057-10 | E - 6 | 90110-05018 | E - 10 | 90119-06228 | G - 3 |
| 5VY-2836M-00 | F - 5 | 5VY-8212C-00 | D - 6 | 5PW-83975-00 | F - 13 | 5VY-W2470-00 | E - 4 | 90110-05112 | D - 15 | 90119-09003 | C - 8 |
| 5VY-28371-00 | F - 3 | 133-82131-00 | D - 6 | 4HM-83980-00 | E - 11 | 5VY-W2587-10 | E - 11 | 90110-06066 | G - 2 | 90149-06064 | C - 9 |
| 5PW-28372-00 | D - 10 | 36Y-82151-00 | G - 2 | 4KB-84117-00 | F - 12 | 5VY-W8250-60 | G - 2 | 90110-06108 | C - 10 | 90149-06067 | F - 7 |
| 5VY-28372-00 | F - 3 | 5JJ-82151-10 | G - 3 | 5VY-84196-00 | F - 11 | 5VY-W8250-A0 | G - 2 | 90110-06110 | C - 5 | 90149-06298 | D - 7 |
| 5VY-2837J-00 | F - 4 | 5JW-82151-10 | G - 3 | 5VY-84303-00 | F - 11 | 5VY-Y2808-40-P5 | F - 4 | 90110-06112 | C - 9 | | D - 9 |
| 5VY-2837K-00 | F - 4 | 5JJ-82151-30 | G - 3 | 5VY-84303-10 | F - 11 | 5VY-Y2809-40-P5 | F - 5 | 90110-06161 | B - 9 | 90149-06302 | D - 10 |
| 5VY-2837L-01 | F - 2 | 5JJ-82151-70 | G - 3 | 5VY-84303-20 | F - 11 | 5VY-Y283U-90-P3 | F - 4 | | B - 12 | | F - 5 |
| 5VY-2837M-01 | F - 2 | 5VY-82171-00 | G - 3 | 5VY-84303-30 | F - 11 | 5VY-Y283V-90-P3 | F - 4 | | C - 8 | 90149-06304 | E - 14 |
| 5VY-2837N-00 | F - 2 | 5VY-82309-00 | F - 14 | 5VY-84312-00 | F - 11 | 5VY-Y2881-00 | F - 2 | | F - 14 | 90149-08009 | E - 9 |
| 5VY-2837R-00 | F - 3 | 5VY-82310-00 | F - 14 | 4SV-84314-00 | F - 11 | 5VY-Y2881-30 | F - 2 | 90110-06164 | C - 14 | 90149-10015 | D - 4 |
| 5VY-2837V-00 | F - 3 | 5VX-82380-00 | C - 2 | 4SV-84347-00 | F - 11 | 5VY-YK241-30-P2 | D - 15 | 90110-06167 | B - 8 | 90149-10017 | D - 4 |
| 5VY-2837W-00 | F - 3 | | F - 14 | 4SV-84350-00 | F - 11 | 90101-08015 | E - 7 | 90110-06168 | B - 10 | 90150-04041 | F - 12 |
| 5PW-28386-00 | F - 4 | 5VY-82386-00 | C - 2 | 5VY-84359-30 | F - 11 | 90101-08662 | E - 13 | | C - 10 | 90150-05024 | F - 2 |
| 5VY-2838G-00 | D - 7 | 5JJ-82388-00 | G - 2 | 5VY-84396-00 | F - 11 | 90105-05002 | E - 2 | 90110-06169 | B - 13 | 90151-06022 | C - 10 |
| 5VY-2838N-00-P3 | F - 2 | 5SL-82511-08 | G - 3 | 5GJ-84397-00 | F - 11 | 90105-06026 | B - 2 | | C - 9 | 90153-06002 | B - 9 |
| 5VY-2838R-00-P3 | F - 3 | 5PW-82530-00 | G - 2 | 5SL-84397-00 | F - 11 | 90105-06041 | E - 11 | 90110-06173 | B - 12 | 90154-05012 | E - 2 |
| 5VY-2839H-00 | F - 3 | 3GB-82540-01 | F - 14 | 5VY-84710-00 | F - 12 | 90105-06052 | D - 8 | 90110-06174 | B - 9 | 90154-05013 | F - 2 |
| 5VY-2848H-00 | F - 4 | 5VY-8255P-00 | G - 3 | 5PW-84717-00 | F - 12 | 90105-06065 | B - 8 | 90110-06175 | F - 15 | 90154-05021 | B - 14 |
| 5VY-2848K-00 | F - 4 | 5PX-82566-51 | G - 2 | 5VY-84726-00 | F - 12 | 90105-06066 | B - 8 | 90110-06176 | C - 11 | 90159-05015 | E - 3 |
| 5VY-2848L-00 | F - 4 | 5PS-82576-01 | G - 2 | 4HC-84744-00 | F - 12 | 90105-06078 | F - 7 | 90110-06177 | C - 9 | 90159-06026 | C - 12 |
| 5VY-2848M-00 | F - 5 | 5VY-82590-30 | G - 3 | 5VY-84745-00 | F - 12 | 90105-07006 | B - 7 | 90110-06178 | B - 2 | 90159-06056 | E - 15 |
| 5VY-2848N-00 | F - 4 | 1UA-82591-00 | G - 3 | 5SL-84753-00 | D - 5 | 90105-08063 | C - 5 | 90110-06181 | E - 10 | 90159-06150 | E - 14 |
| 5VY-2848P-00 | F - 5 | 3MA-82591-00 | E - 11 | | F - 3 | 90105-08101 | C - 8 | 90110-06182 | B - 12 | 90160-05006 | F - 10 |
| 5VY-2848R-00 | F - 5 | 4XV-82910-14 | F - 13 | 5SL-85110-00 | F - 12 | 90105-10017 | D - 11 | | B - 13 | | F - 11 |
| 5VY-28494-00 | F - 4 | 4XV-82917-01 | F - 13 | 3Y6-85130-02 | F - 12 | 90105-10018 | D - 9 | | C - 10 | 90160-05007 | F - 2 |
| 5VY-81410-00 | F - 7 | 5PW-83310-01 | F - 9 | 5VY-85130-00 | F - 14 | 90105-10290 | F - 14 | | D - 2 | 90167-05080 | D - 5 |
| 5VY-81450-00 | F - 7 | 1KH-83311-00 | F - 9 | 8CC-85790-01 | F - 14 | 90105-14002 | E - 5 | 90110-06258 | E - 4 | 90170-06228 | D - 3 |
| 5VY-81670-01 | F - 14 | 5PW-83318-00 | F - 9 | 5VY-85820-10 | F - 14 | 90109-05005 | B - 14 | 90110-08068 | C - 9 | 90170-28419 | D - 12 |
| 5VY-81673-00 | F - 14 | 5PW-83320-01 | F - 9 | 5VY-85829-00 | F - 14 | 90109-06013 | E - 15 | 90110-10005 | D - 4 | 90176-06014 | B - 10 |
| 5PW-81801-00 | F - 8 | 5PW-83330-00 | F - 9 | 5VY-85850-00 | C - 2 | 90109-06014 | C - 10 | 90110-10011 | D - 10 | 90176-06055 | F - 3 |
| 5PW-8181L-00 | F - 8 | 5PW-8333A-00 | F - 9 | 5FL-85885-02 | C - 2 | 90109-06015 | C - 10 | 90111-05003 | D - 10 | 90176-10075 | B - 2 |
| 5PW-81828-00 | F - 8 | 5PW-83340-00 | F - 9 | 5CA-85886-00 | B - 14 | 90109-06016 | C - 9 | 90111-05007 | D - 8 | 90179-05523 | E - 2 |
| 5VY-8183G-00 | F - 8 | 5PW-8334A-00 | F - 9 | 5VY-85896-00 | F - 14 | 90109-06031 | C - 9 | 90111-05026 | E - 11 | | F - 2 |

NUMERICAL INDEX

| PART NO. | GRID NO. | PART NO. | GRID NO. | PART NO. | GRID NO. | PART NO. | GRID NO. | PART NO. | GRID NO. | PART NO. | GRID NO. |
|-------------|----------|-------------|----------|-------------|----------|-------------|----------|-------------|----------|-------------|----------|
| 90179-06M28 | C - 5 | 90201-20016 | C - 11 | 90387-06066 | D - 9 | 90450-38040 | B - 8 | 90480-12072 | D - 6 | 92017-06016 | D - 9 |
| 90179-08410 | C - 5 | 90201-20017 | C - 11 | 90387-06071 | D - 7 | | B - 10 | 90480-12314 | E - 2 | 92017-06025 | E - 4 |
| 90179-10006 | B - 2 | 90201-257H0 | C - 15 | 90387-06112 | B - 9 | 90450-62002 | B - 14 | 90480-12596 | F - 4 | 92017-08020 | E - 14 |
| 90179-10696 | D - 4 | 90201-257R5 | E - 7 | 90387-0611K | D - 12 | 90461-10002 | G - 2 | 90480-12607 | E - 14 | 92907-05100 | C - 2 |
| 90179-22011 | C - 15 | 90201-281U8 | D - 12 | 90387-0614M | B - 11 | 90461-10010 | D - 15 | 90480-13010 | B - 12 | 92907-05600 | C - 2 |
| 90179-30691 | D - 12 | 90202-05123 | F - 2 | 90387-061U9 | D - 15 | 90462-08039 | F - 14 | 90480-13014 | C - 10 | 92907-06200 | E - 15 |
| 90183-04039 | G - 2 | 90202-05187 | G - 2 | 90387-062L2 | C - 7 | 90462-08045 | C - 9 | 90480-14005 | D - 4 | 92907-08600 | C - 12 |
| 90183-05074 | E - 2 | 90202-30235 | D - 12 | 90387-062M9 | D - 8 | 90464-12036 | D - 6 | 90480-15363 | B - 11 | 92990-03100 | C - 2 |
| | F - 2 | 90208-25002 | C - 12 | 90387-062X0 | D - 9 | 90464-13073 | D - 7 | 90480-20001 | D - 8 | 92990-06200 | C - 5 |
| 90183-05076 | D - 8 | 90209-25011 | C - 14 | 90387-06372 | F - 3 | | G - 3 | 90501-064L1 | D - 2 | 93101-12004 | D - 3 |
| | D - 9 | 90209-28008 | C - 14 | 90387-063E6 | D - 4 | 90464-13077 | G - 3 | 90501-12743 | E - 14 | 93102-12372 | B - 8 |
| | D - 12 | 90214-10002 | E - 13 | 90387-065J6 | D - 6 | 90464-13249 | B - 11 | 90501-240A0 | C - 12 | 93102-15212 | C - 12 |
| 90183-06053 | G - 2 | 90214-25003 | C - 14 | | E - 2 | 90464-15157 | G - 3 | 90506-18008 | E - 13 | 93102-40330 | C - 15 |
| 90183-060A2 | C - 6 | 90214-25004 | C - 14 | | F - 4 | 90464-15195 | F - 11 | 90506-20193 | E - 15 | 93106-28043 | E - 5 |
| 90185-10009 | E - 7 | 90214-28002 | C - 15 | 90387-06697 | E - 14 | | G - 3 | 90508-16041 | C - 13 | 93106-40013 | E - 7 |
| 90185-18167 | D - 10 | 90214-29002 | C - 14 | 90387-066Y6 | D - 15 | 90464-16005 | C - 3 | 90508-32020 | D - 3 | 93106-40041 | E - 7 |
| 90185-24165 | E - 7 | 90215-30233 | C - 15 | 90387-07717 | D - 9 | 90464-16006 | D - 5 | 91312-06025 | B - 13 | 93109-17071 | D - 9 |
| 90201-04018 | F - 12 | 90267-32161 | D - 6 | 90387-08005 | C - 6 | 90464-16011 | D - 9 | 91312-06040 | B - 8 | 93210-04092 | C - 8 |
| 90201-047A2 | G - 2 | 90269-06001 | F - 2 | 90387-08020 | C - 6 | 90464-16012 | D - 10 | 91314-05010 | D - 13 | 93210-06667 | B - 9 |
| 90201-05725 | F - 12 | 90269-06008 | F - 11 | 90387-08021 | C - 6 | 90464-28003 | C - 4 | 91314-06014 | C - 10 | | B - 12 |
| 90201-057H5 | G - 2 | 90269-06011 | D - 8 | 90387-0804S | D - 3 | 90464-30040 | C - 3 | 91314-06020 | B - 7 | 93210-09165 | B - 12 |
| 90201-06034 | B - 2 | 90269-06081 | D - 7 | 90387-1012A | D - 9 | 90464-47001 | F - 11 | 91314-06025 | E - 2 | 93210-14003 | B - 12 |
| 90201-06063 | D - 15 | | F - 3 | 90387-1013U | D - 10 | 90464-51001 | F - 14 | 91314-06035 | E - 14 | | C - 8 |
| 90201-06071 | B - 11 | | B - 11 | 90387-1211D | D - 3 | 90465-04020 | D - 6 | 91314-06105 | B - 2 | 93210-15566 | B - 13 |
| 90201-06074 | B - 11 | | F - 12 | 90387-25007 | C - 14 | 90465-08053 | F - 14 | 91314-08030 | D - 12 | 93210-16325 | C - 10 |
| 90201-06079 | B - 9 | 90269-07007 | F - 2 | 90387-25008 | C - 15 | 90465-08054 | F - 14 | | D - 14 | 93210-18397 | C - 11 |
| 90201-06431 | C - 9 | 90269-07076 | D - 6 | 90387-28003 | C - 14 | 90467-010A0 | E - 15 | | E - 10 | 93210-22298 | B - 12 |
| 90201-06589 | C - 11 | | D - 8 | 90387-28004 | C - 14 | 90467-08075 | D - 8 | 91314-08040 | D - 13 | 93210-22382 | C - 9 |
| 90201-06M30 | E - 2 | 90269-07077 | D - 6 | 90387-31003 | C - 14 | 90467-09006 | E - 2 | 91317-04025 | G - 2 | 93210-235A1 | B - 9 |
| 90201-06M31 | D - 4 | | F - 4 | 90401-10012 | E - 6 | 90467-11044 | B - 10 | 91317-05010 | D - 15 | | B - 10 |
| 90201-08034 | C - 6 | 90269-08002 | D - 10 | 90401-10172 | E - 11 | 90467-11090 | B - 10 | 91317-05012 | F - 2 | 93210-25711 | F - 8 |
| 90201-081R9 | E - 13 | 90282-03001 | F - 14 | | E - 15 | 90467-12003 | C - 3 | 91317-06012 | E - 13 | 93210-27370 | B - 9 |
| 90201-08676 | E - 10 | 90338-06007 | C - 6 | 90401-20145 | B - 13 | 90467-120A1 | C - 3 | 91317-06016 | D - 15 | | C - 9 |
| 90201-086P8 | E - 8 | 90338-06018 | D - 5 | 90413-07007 | E - 2 | 90467-120A3 | E - 11 | 91317-06020 | D - 9 | 93210-32172 | C - 10 |
| 90201-087G2 | C - 6 | | D - 8 | 90413-07023 | B - 10 | 90467-12191 | B - 11 | 91317-06025 | E - 10 | 93210-357A2 | B - 8 |
| 90201-08M09 | E - 10 | 90338-15004 | D - 4 | 90430-06014 | B - 2 | 90467-14015 | B - 15 | 91317-06030 | B - 11 | 93210-41N50 | D - 13 |
| 90201-10021 | E - 7 | 90338-23004 | D - 4 | | B - 9 | 90467-160A1 | B - 14 | 91317-06090 | D - 15 | 93210-47675 | B - 8 |
| 90201-10029 | C - 13 | 90340-12003 | C - 10 | 90430-06166 | C - 8 | 90467-17128 | C - 4 | 91380-06014 | C - 10 | 93210-49046 | B - 10 |
| 90201-10033 | B - 2 | 90340-14132 | B - 13 | 90430-08143 | C - 10 | 90467-180A0 | C - 4 | 91401-16012 | E - 15 | 93210-55669 | F - 8 |
| 90201-10039 | F - 14 | 90340-18002 | B - 2 | 90430-10148 | F - 14 | 90467-18172 | C - 4 | 91492-12010 | C - 2 | 93210-57003 | C - 10 |
| 90201-10054 | C - 6 | 90340-32004 | C - 10 | 90445-08022 | D - 8 | 90467-200A0 | B - 9 | 91701-06018 | E - 15 | 93305-20605 | C - 14 |
| 90201-10118 | E - 11 | 90387-05017 | D - 7 | 90445-087K6 | D - 8 | | B - 10 | 91808-16023 | B - 2 | 93306-00106 | B - 8 |
| | E - 15 | 90387-06023 | E - 14 | 90445-11418 | B - 10 | 90468-12069 | B - 4 | 91808-30031 | B - 8 | | D - 2 |
| 90201-101J1 | E - 13 | 90387-0603J | D - 7 | 90445-19002 | E - 13 | 90480-01333 | D - 5 | 92014-06014 | C - 9 | 93306-00304 | C - 12 |
| 90201-12575 | D - 3 | 90387-06040 | G - 3 | 90446-15386 | E - 15 | 90480-08264 | B - 14 | 92014-08016 | C - 10 | 93306-00420 | E - 5 |
| 90201-12790 | F - 14 | 90387-06055 | D - 15 | 90450-22017 | B - 11 | 90480-10542 | D - 15 | 92014-08040 | C - 6 | 93306-07806 | E - 7 |
| 90201-146F9 | E - 13 | 90387-06057 | D - 10 | 90450-32001 | B - 9 | 90480-12005 | D - 10 | 92017-05030 | G - 2 | 93306-20124 | C - 9 |
| 90201-18013 | D - 10 | | D - 12 | 90450-35001 | B - 10 | 90480-12010 | B - 9 | 92017-06012 | D - 8 | 93306-20230 | C - 11 |

NUMERICAL INDEX

| PART NO. | GRID NO. | PART NO. | GRID NO. | PART NO. | GRID NO. | PART NO. | GRID NO. | PART NO. | GRID NO. | PART NO. | GRID NO. |
|-------------|----------|-------------|----------|-------------|----------|----------|----------|----------|----------|----------|----------|
| 93306-20531 | E - 7 | 95604-06200 | E - 14 | 99001-07600 | C - 12 | | | | | | |
| 93306-205A2 | C - 15 | 95604-08200 | C - 6 | 99002-10600 | D - 3 | | | | | | |
| 93306-20644 | E - 7 | 95607-04100 | F - 12 | 99009-10400 | C - 13 | | | | | | |
| 93306-20652 | C - 14 | 95607-05100 | F - 12 | 99245-00080 | D - 8 | | | | | | |
| 93306-27208 | C - 14 | 95607-05200 | G - 2 | 99480-10018 | C - 9 | | | | | | |
| 93310-232R9 | C - 13 | 95607-06200 | B - 11 | 99530-08012 | B - 13 | | | | | | |
| 93315-31502 | C - 12 | | F - 13 | 99530-10014 | C - 8 | | | | | | |
| 93315-31758 | D - 9 | 95607-08200 | E - 10 | 99530-10114 | B - 2 | | | | | | |
| 93317-11096 | C - 12 | | F - 2 | | B - 3 | | | | | | |
| 93317-11287 | D - 3 | 95607-10200 | D - 9 | | | | | | | | |
| 93317-428U8 | D - 9 | | D - 11 | | | | | | | | |
| 93317-52865 | D - 9 | | E - 13 | | | | | | | | |
| 93399-99932 | D - 12 | 95607-14200 | D - 11 | | | | | | | | |
| 93440-28184 | C - 14 | 95612-08625 | B - 2 | | | | | | | | |
| 93440-31187 | C - 14 | 95707-05500 | E - 2 | | | | | | | | |
| 93440-52009 | C - 15 | | F - 12 | | | | | | | | |
| 93440-62032 | C - 15 | 95707-06500 | D - 6 | | | | | | | | |
| 93501-04011 | E - 14 | 95807-06012 | G - 2 | | | | | | | | |
| 93603-12007 | B - 8 | 95807-08030 | E - 10 | | | | | | | | |
| 93603-17070 | B - 8 | 95812-06050 | C - 8 | | | | | | | | |
| 93605-10108 | C - 9 | 95812-06060 | C - 8 | | | | | | | | |
| 93607-44190 | B - 7 | 95812-06070 | C - 8 | | | | | | | | |
| 93610-20189 | C - 9 | 95812-08040 | C - 6 | | | | | | | | |
| 93900-00030 | E - 5 | 95812-08050 | C - 8 | | | | | | | | |
| | E - 7 | 95812-08060 | C - 8 | | | | | | | | |
| 94580-25078 | B - 12 | 95814-08030 | C - 5 | | | | | | | | |
| 94582-22118 | E - 8 | 95814-08045 | C - 6 | | | | | | | | |
| 94591-60122 | B - 7 | 95827-06016 | D - 5 | | | | | | | | |
| 94682-10031 | E - 8 | | D - 6 | | | | | | | | |
| 94701-00403 | B - 2 | 95827-06030 | B - 11 | | | | | | | | |
| 95022-06016 | F - 14 | 97702-50514 | F - 14 | | | | | | | | |
| 95022-06020 | D - 3 | 97706-04012 | F - 9 | | | | | | | | |
| | D - 4 | | F - 12 | | | | | | | | |
| 95022-06040 | F - 8 | 97707-50014 | D - 7 | | | | | | | | |
| 95024-06012 | B - 2 | 97707-50016 | F - 11 | | | | | | | | |
| | D - 4 | 97707-50020 | F - 14 | | | | | | | | |
| 95024-06025 | B - 8 | 98507-03016 | C - 2 | | | | | | | | |
| 95024-10040 | D - 4 | 98507-04010 | F - 13 | | | | | | | | |
| 95024-10050 | D - 4 | 98507-05008 | C - 2 | | | | | | | | |
| 95027-06008 | G - 3 | 98507-05014 | C - 2 | | | | | | | | |
| 95027-06020 | D - 15 | 98507-05016 | C - 2 | | | | | | | | |
| | F - 13 | 98507-05022 | F - 13 | | | | | | | | |
| 95027-06030 | D - 15 | 98507-05025 | F - 13 | | | | | | | | |
| 95302-12700 | D - 13 | 98507-06012 | C - 2 | | | | | | | | |
| 95304-06700 | D - 3 | 98507-06020 | C - 3 | | | | | | | | |
| 95307-08600 | E - 8 | 98707-03016 | F - 13 | | | | | | | | |
| 95307-08700 | E - 15 | 98907-05008 | D - 15 | | | | | | | | |
| 95380-05700 | F - 8 | 98907-05014 | E - 2 | | | | | | | | |