

**3. Abbreviations**

The following abbreviations are used in this parts catalogue.

ASSY. ....	Assembly	KPH .....	Kilometers per hour
COMP .....	Complete	MPH .....	Miles per hour
R. ....	Right	L (100L) .....	Link (100Links)
L. ....	Left	A.C. ....	Alternating current
STD. ....	Standard	D.C. ....	Direct current
MM .....	Millimeter	IN. ....	Inlet
G. ....	Gram	EX. ....	Exhaust
T (22T).....	Tooth (22Teeth)	FR .....	Front
A. ....	Ampere	RR .....	Rear
V. ....	Volt	HEX. ....	Hexagonal
W .....	Watt	A.M. ....	Attaching mark
		T.M. ....	Transcript mark

**4. Dimensions**

All dimensions are given in millimeters (mm) except in the case of steel balls, tires and tire tubes.

Parts	Example	Interpretation
Bolt (Screw)	6×12	6mm diameter, 12mm length
Pin	8×14	8mm diameter, 14mm length
O-Ring	9.5×1.6	9.5mm diameter, 1.6mm thickness
Oil seal	14×24×5	14mm inside diameter, 24mm outside diameter, 5mm thickness
Tube	5×130	5mm inside diameter, 130mm length

**5. Supersedence of parts**

Part numbers given under the part name in the "Description" column indicate that the part number has been superseded by that part number. HONDA may make such supersedence without notice.

**6. Assemblies**

Sections framed with broken lines in the exploded view drawings are available as complete assemblies. (Their individual parts can also be obtained.)

**7. Required quantity**

The number given in the "Reqd. No." column indicates the quantity of parts used in the section described in that block.

Parts with quantities in ( ) represent optional parts.

"N" means order as needed.

**8. Part modifications and applicable serial numbers**

In cases where a part has been modified, the serial number of the first vehicle (or frame, engine, carburetor) bearing the modification is listed in the "Serial No." column.

**9. Models, area codes and applicable serial numbers**

Models, area codes and applicable serial Nos. given in this parts catalogue can be identified as follows.

Parts with area codes are exclusive for models destined for countries designated.

If no area codes are listed, parts are for common use.

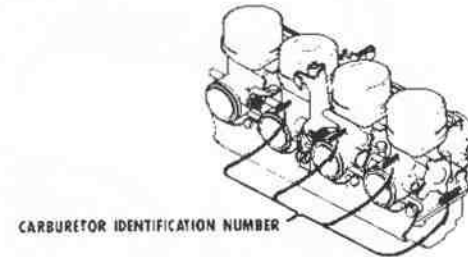
Model	Area code	Type	Applicable engine serial No.	Applicable frame serial No.	Applicable carburetor identification No.
CB750Kz	CM	Canada	RC01E-2000686-2025925	RC01-2000040-2025879	VB42A [A]
	DK	General export (KPH)	RC01E-2025971-2034750	RC01-2025925-2034625	
	DM	General export (MPH)	RC01E-2033386-2034801	RC01-2033319-2034725	
	E	England	RC01E-2000640-2020308	RC01-2000042-2020204	
	ED	European direct sales	RC01E-2000680-2034019	RC01-2000046-2033940	
	F	France	RC01E-2000641-2034496	RC01-2000044-2034397	
	G	Germany	RC01E-2000679-2033109	RC01-2000121-2032973	
	SA	South Africa	RC01E-2026632-2034585	RC01-2026600-2034525	
	U	Australia	RC01E-2000653-2034802	RC01-2000049-2034720	

Model	Area code	Type	Applicable engine serial No.	Applicable frame serial No.	Applicable carburetor identification No.	
CB750Lz	CM	Canada	RC01E-3003121 - 3006310	RC01-3003111 - 3006300	VB42A [P]	
	CM	Canada	RC01E-2100005 - 2133018	RC01-2100017 - 2117550	VB42A [C]	
	DK	General export (KPH)	RC01E-2109324 - 2138650	RC01-2109305 - 2120126	VB52A [A]	
	DM	General export (MPH)	RC01E-2138041 - 2138062	RC01-2119515 - 2119536		
	E	England	RC01E-2109322 - 2136402	RC01-2109303 - 2119251	VB52A [A]	
	ED	European direct sales	RC01E-2109323 - 2137968	RC01-2109304 - 2119484		
	F	France	RC01E-2111800 - 2138650	RC01-2111428 - 2120126	VB52A [B]	
	G	Germany	RC01E-2126356 - 2137191	RC01-2115751 - 2118618		
	SA	South Africa	RC01E-2110841 - 2138627	RC01-2110533 - 2120096	VB52A [A]	
	U	Australia	RC01E-2109325 - 2138702	RC01-2109306 - 2120156		
YA	Ireland Police	RC01E-2138088 - 2100008	RG02-2100001 - 2138083			
CB750Kz	CM	Canada	RC01E-2210451 -	RC010*BM202997 -	VB42D [B]	
	DK	General export (KPH)	RC01E-2218438 -	RC01-2300015 -	VB52A [C]	
	DM	General export (MPH)	This type is not yet produced.			
	E	England	RC01E-2218429 -	RC01-2300005 -	VB52A [C]	
	ED	European direct sales	RC01E-2218435 -	RC01-2300010 -		
	F	France	RC01E-2218428 -	RC01-2300009 -	VB52A [C]	
	G	Germany	RC01E-2218430 -	RC01-2300006 -		
	SA	South Africa	This type is not yet produced.			
U	Australia	RC01E-2218439 -	RC01-2300016 -	VB52A [C]		

10. Location of stamped serial number



B425-0A



B425-0B

\* Of carburetor identification numbers, only the portions underlined in the example below are used for registration.

VB52A [A] KC 7



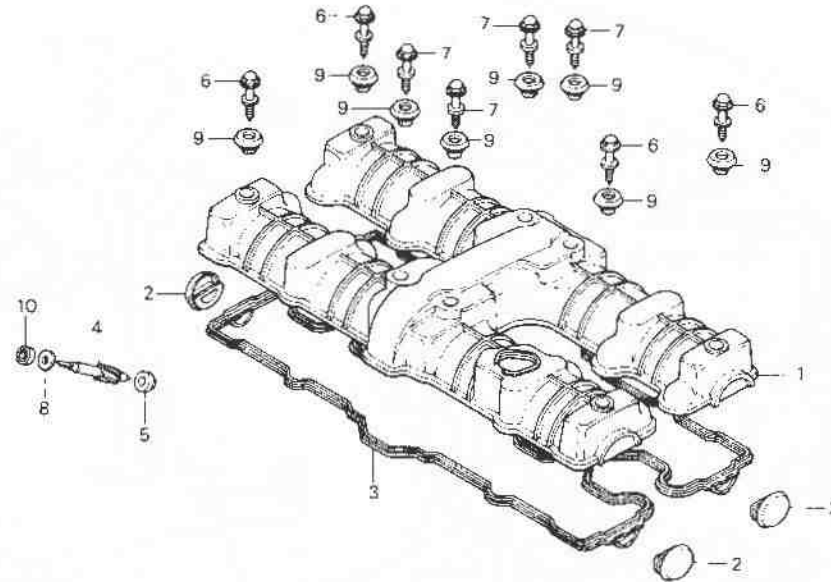
**E-1**

Cylinder head cover

Couvercle de culasse

Zylinderkopfdeckel

Cubierta de culata



1975 1

Service item	F.R.T.	Ref. No.	Part No.	Description	Rec'd No				Serial No.	Area code
					K	L	KA	KB		
COVER, CYLINDER HEAD	0.6	1	12310-425-000	COVER, CYLINDER HEAD	1	1	1			
GASKET, CYLINDER HEAD COVER			12310-425-870	COVER, CYLINDER HEAD		1				
GEAR, TACHOMETER	0.7	2	12331-425-000	COVER COMP., CYLINDER HEAD	4		4	4		
OIL SEAL, 4.8X14.5X5			12331-425-870	COVER COMP., CYLINDER HEAD			4			
				SIDE						
				SIDE						
		3	12391-425-000	GASKET, CYLINDER HEAD COVER	1	1	1	1		
		4	12432-425-000	GEAR, TACHOMETER	1	1	1	1		
		5	12435-425-000	COLLAR, TACHOMETER GEAR	1	1	1	1		
		6	90017-425-000	BOLT, SPECIAL, 6X27.5	4		4	4		
			90017-425-870	BOLT, SPECIAL, 6X27.5		4				
		7	90038-425-000	BOLT, SPECIAL, 6X37	4		4	4		
			90038-425-870	BOLT, SPECIAL, 6X37		4				
		8	90454-425-000	WASHER, THRUST, 7MM	1	1	1	1		
		9	90541-422-000	RUBBER, MOUNTING	8					
			90541-425-870	RUBBER, MOUNTING		8				

CM  
2034241 DK, DM, E, ED, F, G, SA, L  
2106514 CM



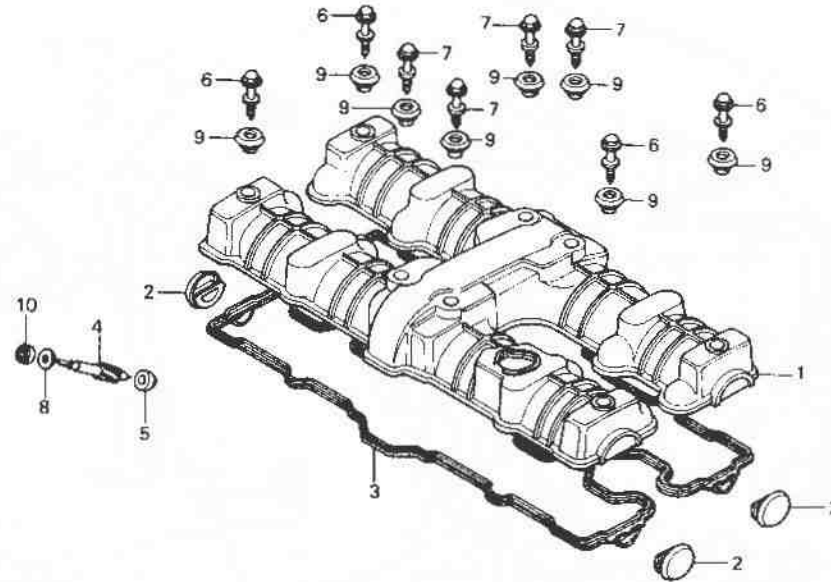
**E-1**

Cylinder head cover

Couvercle de culasse

Zylinderkopfdeckel

Cubierta de culata



**FWD**

8425-1

Service item	F.R.T.	Ref. No.	Part No.	Description	Reqd. No.				Serial No.	Area code
					CB750	KA	KB	CB		
					Kz	Lz	KA	KB		
			90541-425-000	RUBBER, MOUNTING	8				2034242	DK,DM,E,ED,F,G,SA,U
									2106515	CM
		10	91256-425-003	OIL SEAL, 4.8X14.5X5	1	1	1	1		DK,DM,E,ED,F,G,SA,U,YA
			91256-425-005	OIL SEAL, 4.8X14.5X5	1	1	1	1		CM

1980.12.10

E

C3



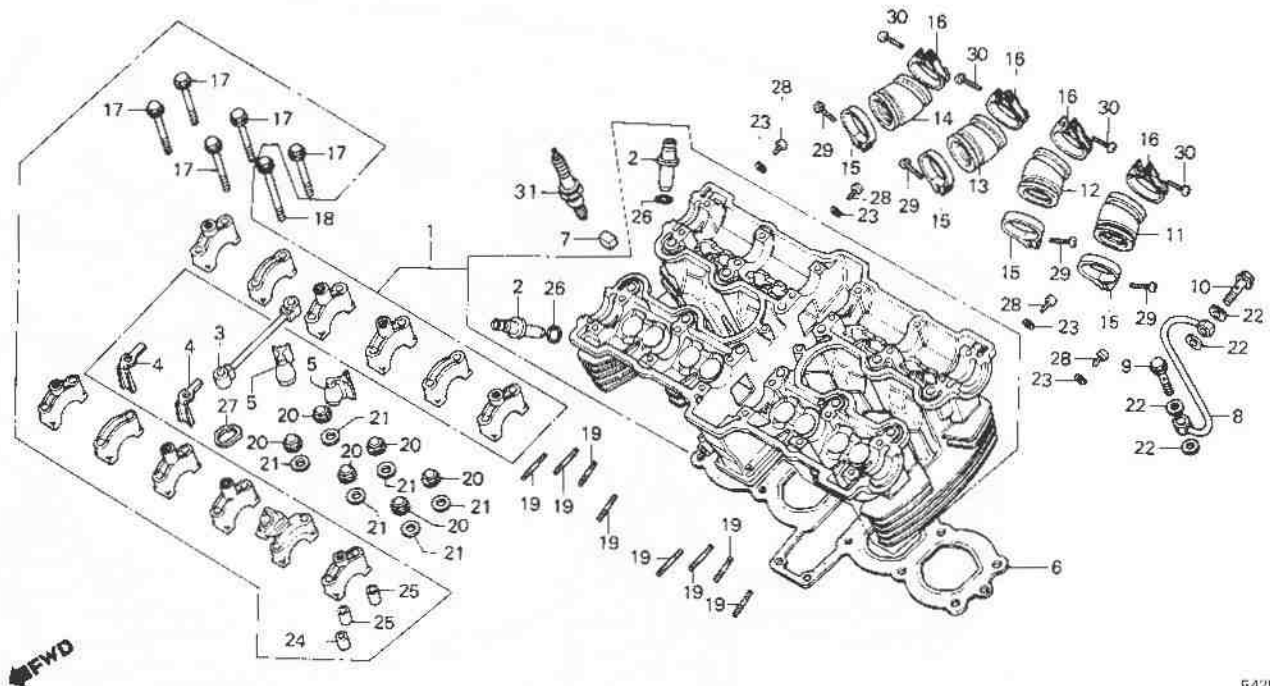
E-2

Cylinder head

Culasse

Zylinderkopf

Culata



5425 2

Service item	F.R.T.	Ref. No.	Part No.	Description	Reqd. No				Serial No.	Area code
					K7	L7	KA	K6		
HEAD ASSY., CYLINDER GUIDE, VALVE (INC. REAMING) (ADD 0.2 FOR EACH.) (EXC. VALVE REFACING) (ADD MORE 0.2 IF PERFORMED.)	*9.8	1	12010-425-000	HEAD ASSY., CYLINDER	1					
	*5.0		12010-425-870	HEAD ASSY., CYLINDER		2				
			12010-425-010	HEAD ASSY., CYLINDER	1		1		2116818	CY,DK,DM,E,ED,F,G,SA,U
			12010-425-871	HEAD ASSY., CYLINDER		1				
			12010-425-020	HEAD ASSY., CYLINDER		1			2116819	CY,DK,DM,E,ED,F,G,SA,U YA
JOINT A, OIL PATH	0.7									
GASKET, CYLINDER HEAD	*4.6									
PIPE COMP., OIL	0.2	2	12204-425-305	GUIDE, VALVE	16	16	16	16		
INSULATOR CARBURETOR (WHEN SERVICING COMP., UNIT, F.R.T. IS 1.0.)	0.8	3	12230-425-000	JOINT A, OIL PATH	1	1	1	1		
BOLT, STUD, 8X55 (ADD 0.1 FOR EACH.)	0.3	4	12241-425-000	PLATE, OIL STOPPER	2	2	2	2		
		5	12242-425-000	CAP, OIL STOPPER	2	2	2	2		
		6	12251-425-000	GASKET, CYLINDER HEAD	1	1	1	1		
		7	12295-422-000	RUBBER, INSERT	8	8				
		8	15520-425-003	PIPE COMP., OIL	1	1	1	1		CY
		9	15531-425-000	BOLT, OIL CONTROL	1				2033265	DK,DM,E,ED,F,G,SA,U
			15531-425-870	BOLT, OIL CONTROL	1				2033908	CY
									2105125	CY

1980.12.10

E

C4

**C 5**

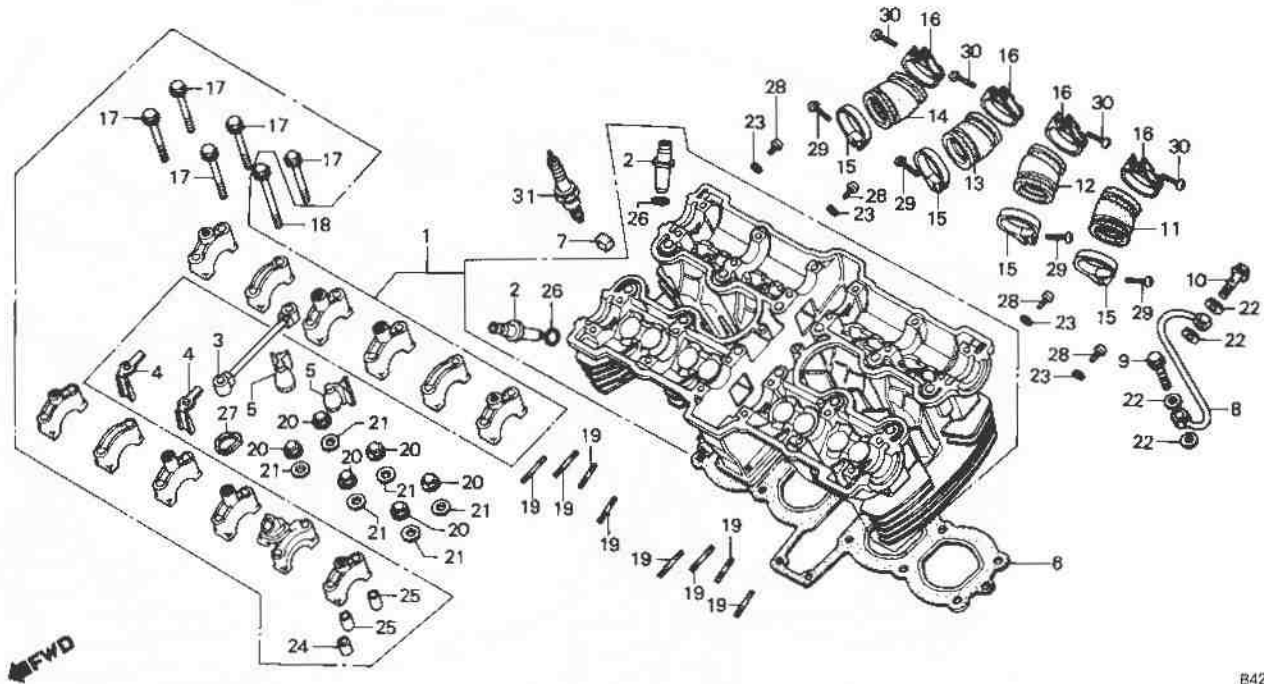
**E-2**

Cylinder head

Culasse

Zylinderkopf

Culata



B425-7

Service item	F.R.T.	Ref. No.	Part No.	Description	Reqd. No				Serial No.	Area code
					Kz	Lz	Ka	Kb		
			15531-425-010	BOLT, OIL CONTROL	1				2033907 2105126	DK,DM,E,ED,F,G,SA,U CM
						1	1			DK,DM,E,ED,F,G,SA,U, YA
		10	15532-425-000	BOLT, OIL	1				2033906 2105125	CM DK,DM,E,ED,F,G,SA,U
			15532-425-870	BOLT, OIL		1				CM
			15532-425-010	BOLT, OIL	1				2033907 2105126	DK,DM,E,ED,F,G,SA,U CM
						1	1			DK,DM,E,ED,F,G,SA,U, YA
								1		CM
		11	16211-425-000	INSULATOR 1, CARBURETOR	1	1	1	1		
		12	16212-425-000	INSULATOR 2, CARBURETOR	1	1	1	1		
		13	16213-425-000	INSULATOR 3, CARBURETOR	1	1	1	1		
		14	16214-425-000	INSULATOR 4, CARBURETOR	1	1	1	1		
		15	16219-422-000	BAND, INSULATOR	4		4	4		
			16219-425-870	BAND, INSULATOR					4	

1980.12.10

E

C5



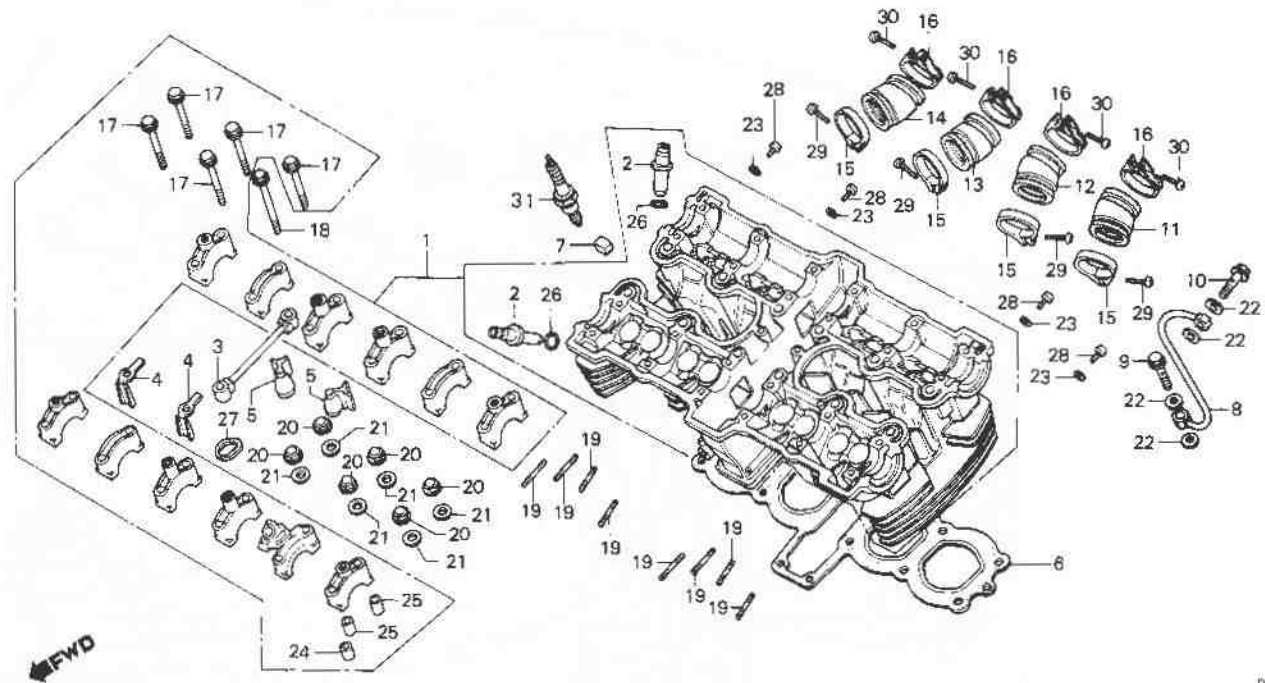
**E-2**

Cylinder head

Culasse

Zylinderkopf

Culata



B425-2

Service item	F.R.T.	Ref. No.	Part No.	Description	Reqd. No.				Serial No.	Area code
					CB750	Kz	Lz	Ka		
		16	17255-371-000	BAND, IN. MANIFOLD		4		4		
			17255-425-870	BAND, IN. MANIFOLD			4			
		17	90018-425-000	BOLT, FLANGE, 6X48	22	22	22	22		
		18	90019-425-000	BOLT, FLANGE, 6X61	2	2	2	2		
		19	90035-425-000	BOLT, STUD, 8X55	8	8	8	8		
		20	90202-329-000	NUT, FLANGE CAP, 10MM	12	12	12	12		
		21	90403-422-000	WASHER, SEALING, 10MM	12					CM
					12					2026308 DK,DM,E,ED,F,G,SA,U
			90403-438-003	WASHER, SEALING, 10MM	12		12		2026309	3004855
							12		3004856	DK,DM,E,ED,F,G,SA,U
		22	90441-425-000	WASHER, SEALING, 10MM		4	4	4	4	
		23	90452-323-000	WASHER, THRUST, 5MM		4	4	4	4	
		24	90701-425-000	PIN, DOWEL, 8X26		1	1	1	1	
		25	90705-639-000	PIN, DOWEL, 8X20.5		23	23	23	23	

1980.12.10

E

C6



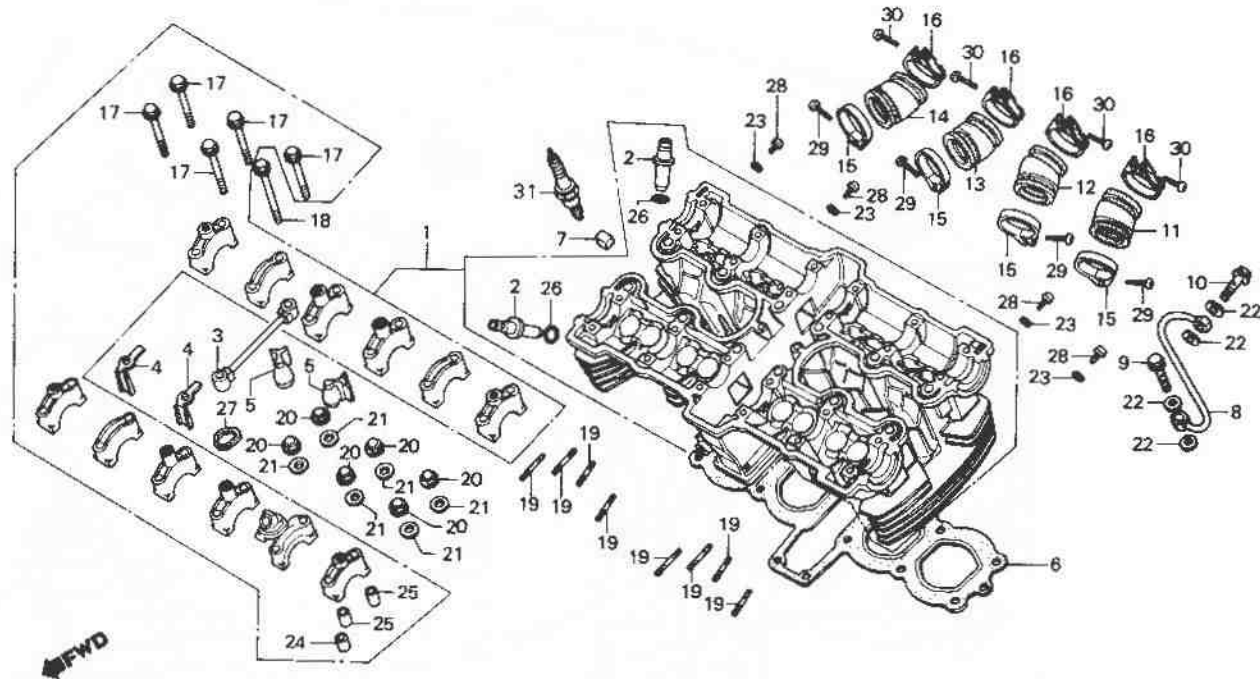
E-2

Cylinder head

Culasse

Zylinderkopf

Culata



B425-2

Service item	F.R.T.	Ref. No.	Part No.	Description	Reqd. No.				Serial No.	Area code
					CB750	Kz	Lz	Ka		
		26	91301-200-000	O-RING, 10X1.6	16	16	16	16		
		27	91311-425-000	O-RING, CAMSHAFT HOLDER	1	1	1	1		
		28	93500-05008-0A	SCREW, PAN, 5X8	4		4	4		
			90096-425-870	SCREW, PAN, 5X8		4				
		29	93500-05020-0G	SCREW, PAN, 5X20	4	4	4	4		
		30	93500-05025-0G	SCREW, PAN, 5X25	4	4	4	4		
		31	98069-38716	PLUG, SPARK (DR8ES-L NGK)	4	4	4	4		CM
			98069-57716	PLUG, SPARK (DR7ES NGK)	4				2033266	E,ED,F,G,SA
			98069-57717	PLUG, SPARK (D7EA NGK)	(4)	(4)	(4)	(4)	CM	
			98069-57726	PLUG, SPARK (X22ESR-U ND)	(4)	(4)	(4)	(4)	2033266	DK,DM,U
			98069-57727	PLUG, SPARK (X22ES-U ND)	4				CM	
			98069-58716	PLUG, SPARK (DR8ES NGK)	(4)	(4)	(4)	(4)	2033266	DK,DM,U
			98069-58717	PLUG, SPARK (D8EA NGK)	(4)				CM	
			98069-58726	PLUG, SPARK (X24ESR-U ND)	(4)				2033266	E,ED,F,G,SA
					4	4	4	4	2033266	DK,DM,U
					4				CM	
					4				2033266	E,ED,F,G,SA



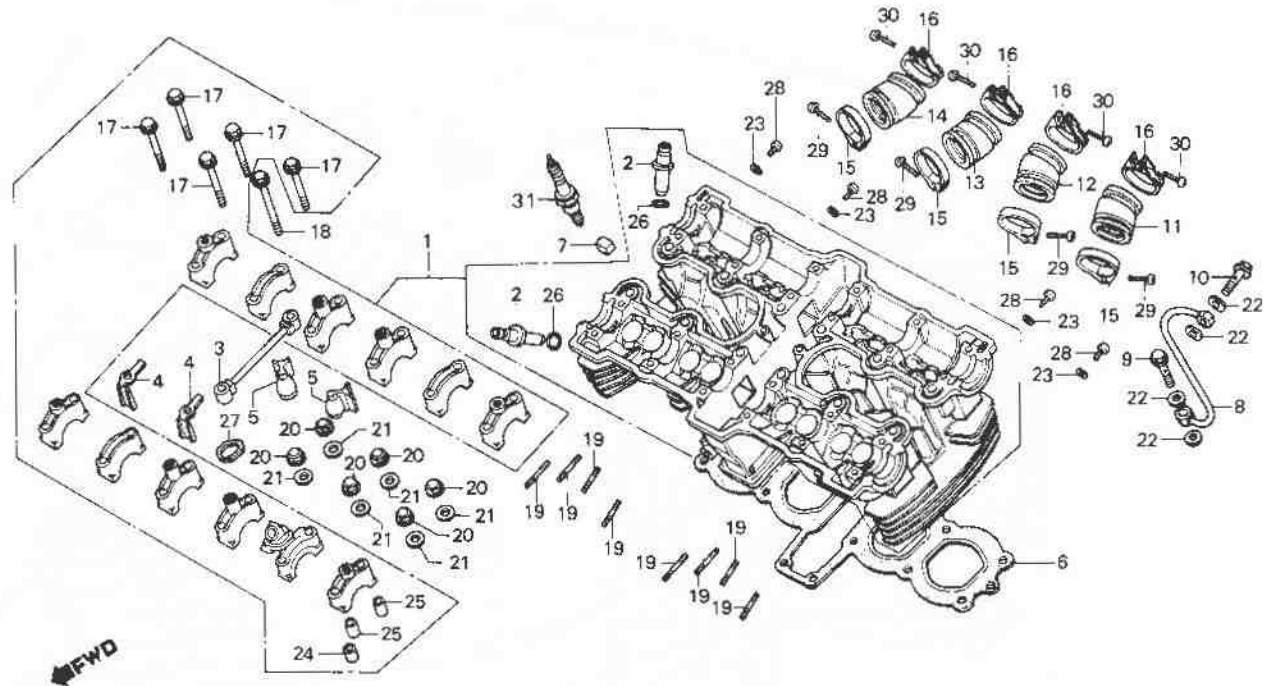
**E-2**

Cylinder head

Culasse

Zylinderkopf

Culata



R426 2

Service Item	F.R.T.	Ref. No.	Part No.	Description	Reqd. No.				Serial No.	Area code
					Kz	CB750 Lz	Ka	Kb		
			98069-58727	PLUG, SPARK (X24E5-U ND)	(4)				2033266	DK,DM,U
			98069-59726	PLUG, SPARK (X27ESR-U ND)	(4)	(4)	(4)	(4)		CM
			98069-38716	PLUG, SPARK (DR8ES-L NGK)	(4)				2033266	E,ED,F,G,SA
			98069-57717	PLUG, SPARK (D7EA NGK)	(4)		(4)	(4)	2033267	E,ED,F,G,SA,SA,YA
			98069-57727	PLUG, SPARK (X22E5-U ND)	(4)		(4)	(4)	2033267	DK,DM,U
			98069-58716	PLUG, SPARK (DR8ES NGK)	4				2033267	DK,DM,U
			98069-58717	PLUG, SPARK (D8EA NGK)	4		4	4	2033267	E,ED,F,G,SA
			98069-58726	PLUG, SPARK (X24ESR-U ND)	(4)		(4)	(4)	2033267	E,ED,F,G,SA,SA,YA
			98069-58727	PLUG, SPARK (X24E5-U ND)	4				2033267	DK,DM,U
			98069-59726	PLUG, SPARK (X27ESR-U ND)	4		4	4	2033267	DK,DM,U
							4	4		E,ED,F,G,SA
										E,ED,F,G,SA,SA,YA



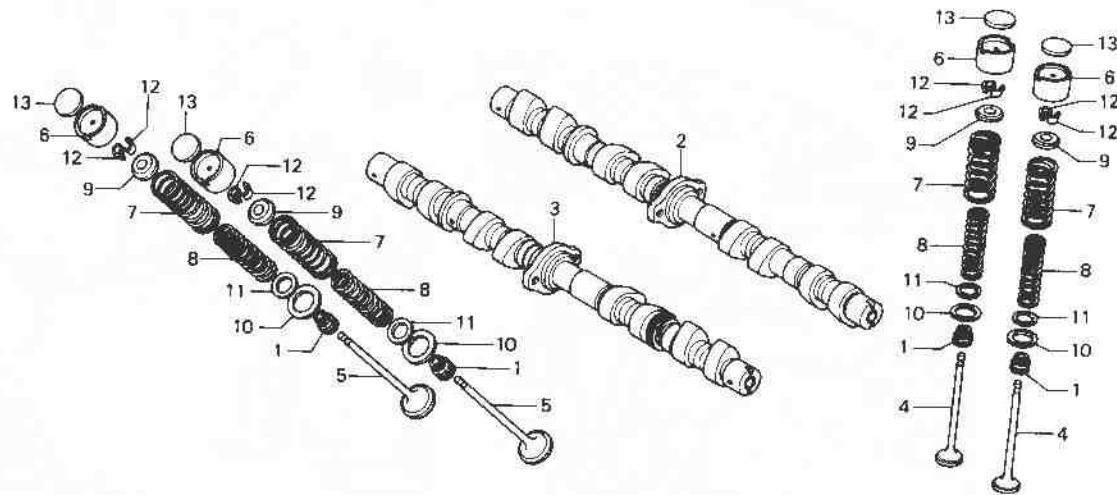
### E-3

Camshaft • Valve

Arbre à cames • Soupape

Nockenwelle • Ventil

Arbol de levas • Válvula



B425-3

Service Item	F.R.T.	Ref. No.	Part No.	Description	Reqd. No.				Serial No.	Area code
					Kz	Lz	KA	Kb		
CAMSHAFT COMP., IN.	1.2	1	12209-422-005	SEAL, VALVE STEM	16	16	16	16		
CAMSHAFT COMP., EX.	1.3	2	14100-425-000	CAMSHAFT COMP., IN.	1	1				
(WHEN SERVICING COMP., UNIT, F.R.T. IS 1.5.)			14100-425-010	CAMSHAFT COMP., IN.			1		2121069	2121068
VALVE	*4.8						1			CM,DK,DM,E,ED,F,G,SA,U CM,DK,DM,E,ED,F,G,SA,U YA
(ADD 0.2 FOR EACH.) (INC. REFACING)			3	14200-425-000	CAMSHAFT COMP., EX.	1	1			
(EXC. VALVE GUIDE REPLACEMENT)			3	14200-425-010	CAMSHAFT COMP., EX.			1	2121069	2121068
SPRING, VALVE OUTER (NIPPON HATSUJO)	*4.7						1			CM,DK,DM,E,ED,F,G,SA,U CM,DK,DM,E,ED,F,G,SA,U YA
INC. RELATIVE PART (ADD 0.1 FOR EACH.)			4	14711-422-000	VALVE, IN.	8	8	8		
			5	14721-422-000	VALVE, EX.	8	8	8		
			6	14731-425-000	LIFTER, VALVE	16	16	16		
			7	14751-422-005	SPRING, VALVE OUTER (NIPPON HATSUJO)	16	16	16		
			8	14761-422-005	SPRING, VALVE INNER (NIPPON HATSUJO)	16	16	16		
			9	14771-329-000	RETAINER, VALVE SPRING	16	16	16		

**C 10**

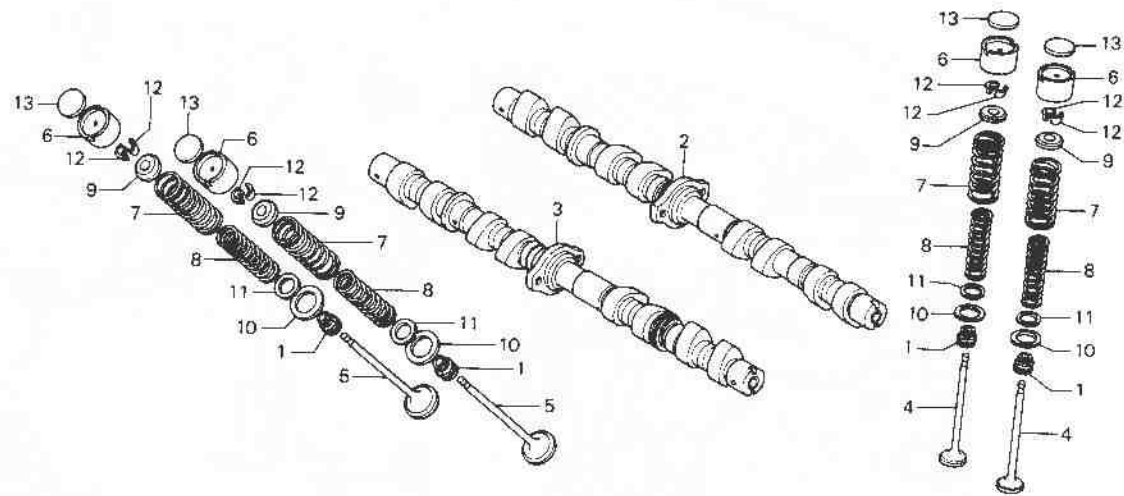
**E-3**

Camshaft • Valve

Arbre à cames • Soupape

Nockenwelle • Ventil

Arbol de levas • Válvula



← FWD

8425-3

Service item	F.R.T.	Ref. No.	Part No.	Description	Reqd. No.				Serial No.	Area code
					CB750	K7	LZ	KA		
		10	14775-422-000	SEAT, VALVE SPRING OUTER	16	16	16	16		
		11	14776-422-000	SEAT, VALVE SPRING INNER	16	16	16	16		
		12	14781-107-020	COTTER, VALVE	32	32				
			14781-107-003	COTTER, VALVE (SANKD)			32		2114643	2114642 CM,DK,DM,E,ED,F,G,SA,U CM,DK,DM,E,ED,F,G,SA,U YA
							32			
		13	14901-422-000	SHIM, TAPPET (2.30)	16	16	16	16		
			14903-422-000	SHIM, TAPPET (2.35)	16	16	16	16		
			14905-422-000	SHIM, TAPPET (2.40)	16	16	16	16		
			14907-422-000	SHIM, TAPPET (2.45)	16	16	16	16		
			14909-422-000	SHIM, TAPPET (2.50)	16	16	16	16		
			14911-422-000	SHIM, TAPPET (2.55)	16	16	16	16		

**C 11**

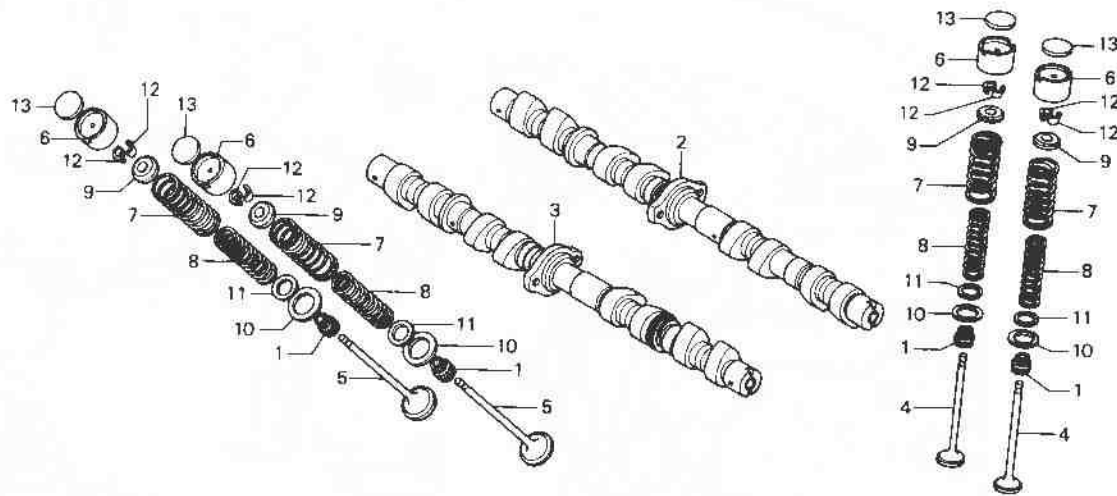
**E-3**

Camshaft • Valve

Arbre à cames • Soupape

Nockenwelle • Ventil

Arbol de levas • Válvula



←PFWO

B425-3

Service item	F.R.T.	Ref. No.	Part No.	Description	Reqd. No.				Serial No.	Area code
					Kz	Lz	KA	Ke		
			14913-422-000	SHIM, TAPPET (2.60)	16	16	16	16		
			14915-422-000	SHIM, TAPPET (2.65)	16	16	16	16		
			14917-422-000	SHIM, TAPPET (2.70)	16	16	16	16		
			14919-422-000	SHIM, TAPPET (2.75)	16	16	16	16		
			14921-422-000	SHIM, TAPPET (2.80)	16	16	16	16		
			14923-422-000	SHIM, TAPPET (2.85)	16	16	16	16		
			14925-422-000	SHIM, TAPPET (2.90)	16	16	16	16		
			14927-422-000	SHIM, TAPPET (2.95)	16	16	16	16		
			14929-422-000	SHIM, TAPPET (3.00)	16	16	16	16		
			14931-422-000	SHIM, TAPPET (3.05)	16	16	16	16		

**C 12**

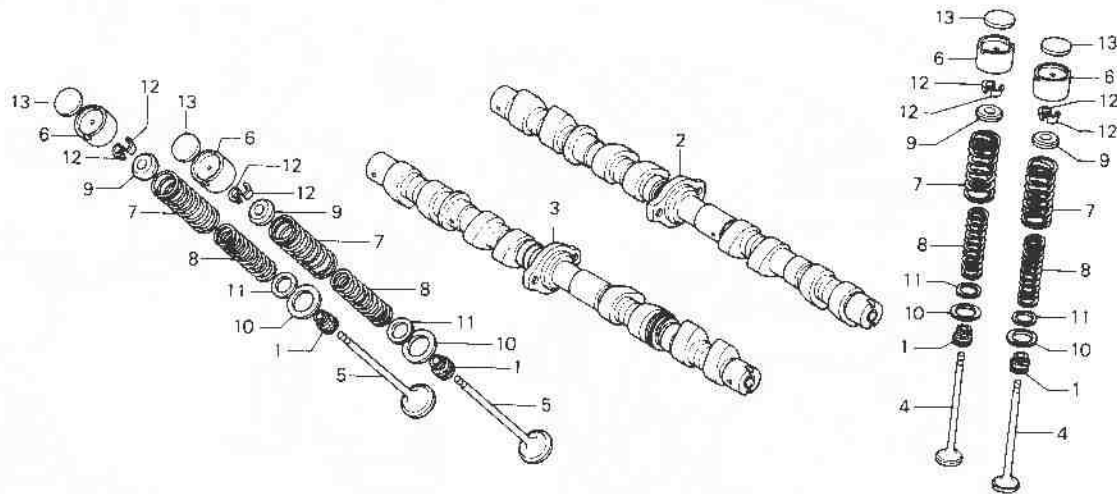
**E-3**

Camshaft • Valve

Arbre à cames • Soupape

Nockenwelle • Ventil

Arbol de levas • Válvula



B425 3

Service item	F.R.T.	Ref. No.	Part No.	Description	Reqd. No.				Serial No.	Area code
					KZ	LZ	KA	KB		
			14933-422-000	SHIM, TAPPET (3.10)	16	16	16	16		
			14935-422-000	SHIM, TAPPET (3.15)	16	16	16	16		
			14937-422-000	SHIM, TAPPET (3.20)	16	16	16	16		
			14939-422-000	SHIM, TAPPET (3.25)	16	16	16	16		
			14941-422-000	SHIM, TAPPET (3.30)	16	16	16	16		
			14943-422-000	SHIM, TAPPET (3.35)	16	16	16	16		
			14945-422-000	SHIM, TAPPET (3.40)	16	16	16	16		
			14947-422-000	SHIM, TAPPET (3.45)	16	16	16	16		
			14949-422-000	SHIM, TAPPET (3.50)	16	16	16	16		

**C 13**

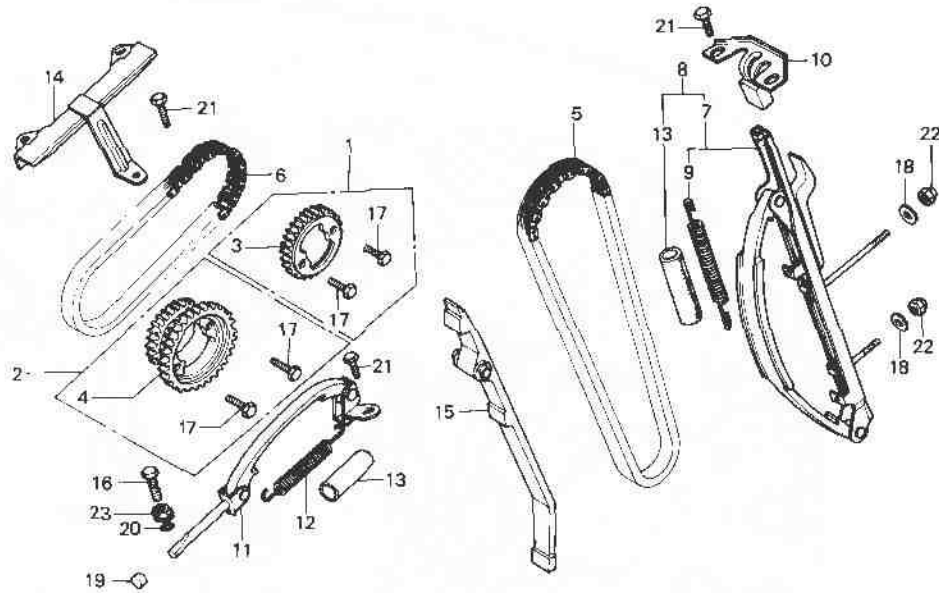
**E-4**

Cam chain • Tensioner

Chaîne de cames • Tendeur

Steuerkette • Spanner

Cadena de levas • Tensionador



B425-4

Service item	F.R.T.	Ref. No.	Part No.	Description	Reqd. No.				Serial No.	Area code
					K7	CB750 Lz	Ka	Kb		
SPROCKET, IN. CAM	1.2	1	14300-425-305	SPROCKET SET, IN. CAM	1	1				
SPROCKET, EX. CAM	1.3						1		2119164	CM,OK,DM,E,ED,F,G,SA,U
TENSIONER COMP. B, CAM CHAIN		2	14310-425-305	SPROCKET SET, EX. CAM	1	1				
CHAIN B, CAM	1.5						1		2119164	CM,OK,DM,E,ED,F,G,SA,U
TENSIONER COMP. A, CAM CHAIN	*5.1	3	14321-425-000	SPROCKET, IN. CAM	1	1				
PLATE, CAM CHAIN TENSIONER	0.7			14300-425-305			1		2119164	CM,DK,DM,E,ED,F,G,SA,U
			14321-425-010	SPROCKET, IN. CAM			1	2119165	2121068	CM,DK,DM,E,ED,F,G,SA,U
			14321-425-020	SPROCKET, IN. CAM			1	2121069		CM,DK,DM,E,ED,F,G,SA,U
GUIDE B, CAM CHAIN	*6.9						1			YA
CHAIN A, CAM	*4.6									
GUIDE, CAM CHAIN		4	14322-425-000	SPROCKET, EX. CAM	1	1				
				14310-425-305			1		2119164	CM,DK,DM,E,ED,F,G,SA,U
			14322-425-010	SPROCKET, EX. CAM			1	2119165	2121068	CM,DK,DM,E,ED,F,G,SA,U
			14322-425-020	SPROCKET, EX. CAM			1	2121069		CM,DK,DM,E,ED,F,G,SA,U
							1			YA
		5	14401-425-004	CHAIN A, CAM	1				2030345	
			14401-425-014	14401-425-014	1	1				
			14401-425-014	CHAIN A, CAM	1				2030346	
							1	1		

1980.12.10

E

C13

**C 14**

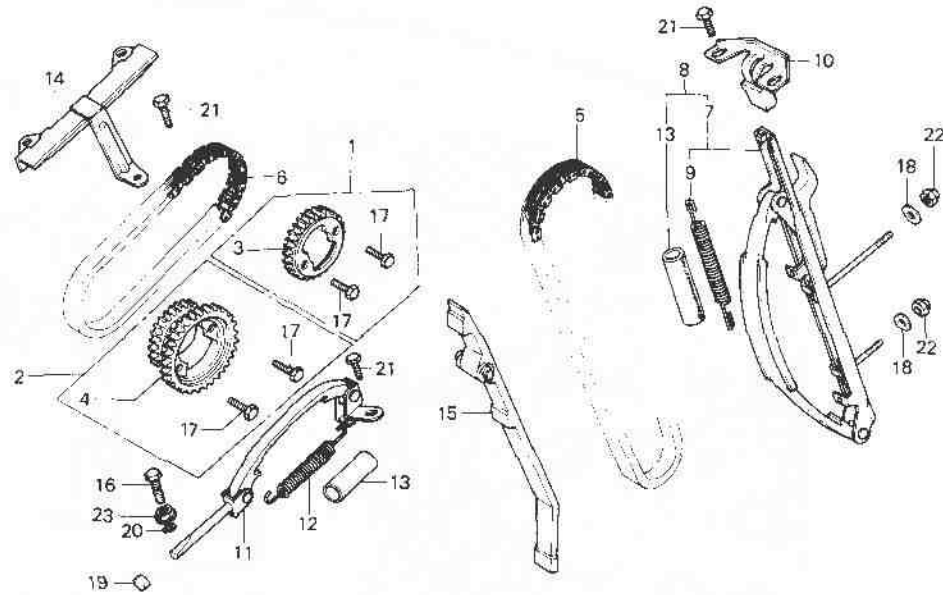
**E-4**

Cam chain • Tensioner

Chaîne de cames • Tendeur

Steuerkette • Spanner

Cadena de levas • Tensionador



←FWD

B425-1

Service item	F.R.T.	Ref. No.	Part No.	Description	Reqd. No.				Serial No.	Area code
					Kz	Lz	KA	Ka		
		6	14402-422-004	CHAIN B, CAM	1	1				CM
			14402-438-004	CHAIN B, CAM	1				2028609	DK,DM,E,ED,F,G,SA,U
			14402-438-004	CHAIN B, CAM	1		1	1	2028610	DK,DM,E,ED,F,G,SA,U
		7	14500-425-000	TENSIONER COMP. A, CAM CHAIN	1	1				CM
			14500-425-010	TENSIONER COMP. A, CAM CHAIN	1				2032383	DK,DM,E,ED,F,G,SA,U
			14500-425-020	TENSIONER COMP. A, CAM CHAIN	1		1		2032384	DK,DM,E,ED,F,G,SA,U
			14500-425-020	TENSIONER COMP. A, CAM CHAIN			1			CM, YA
		8	14514-425-000	SPRING A, CAM CHAIN TENSIONER	1	1	1			CM, YA
			14514-425-010	SPRING A, CAM CHAIN TENSIONER	1		1			
		9	14514-425-000	SPRING A, CAM CHAIN TENSIONER	1	1				
			14514-425-010	SPRING A, CAM CHAIN TENSIONER	1			1		
		10	14521-425-000	PLATE, CAM CHAIN TENSIONER	1	1				CM
				SETTING	1				2032260	DK,DM,E,ED,F,G,SA,U
			14521-425-010							

**C 15**

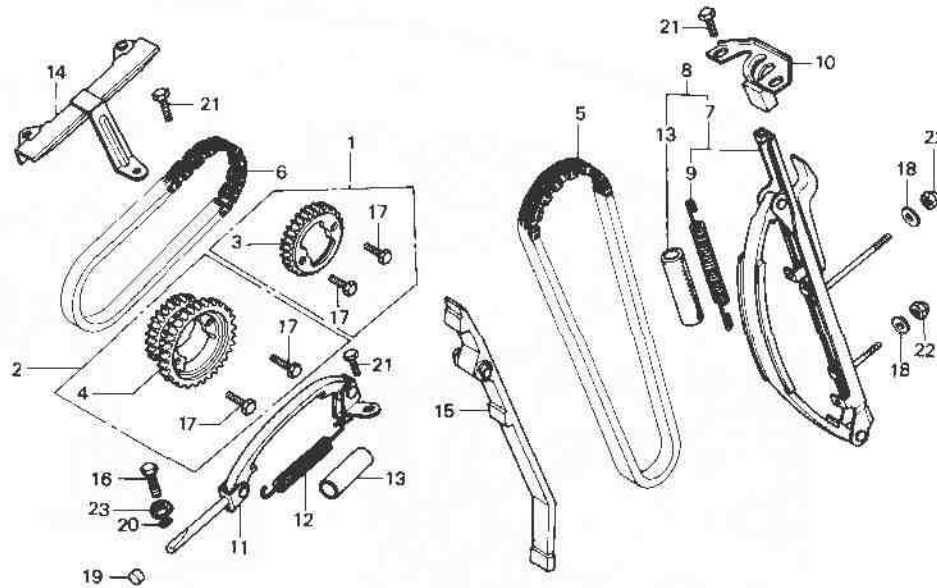
**E-4**

Cam chain · Tensioner

Chaîne de cames · Tendeur

Steuerkette · Spanner

Cadena de levas · Tensionador



B425 4

Service item	F.R.T.	Ref. No.	Part No.	Description	Reqd. No.				Serial No.	Area code
					Kz	Lz	Ka	Kb		
			14521-425-010	PLATE, CAM CHAIN TENSIONER	1				2032261	DK,DM,E,ED,F,G,SA,U
		11	14530-425-000	TENSIONER COMP. B, CAM CHAIN	1	1	1			CM
				SETTING	1				2033599	DK,DM,E,ED,F,G,SA,U
									2103244	CM
			14530-425-010	TENSIONER COMP. B, CAM CHAIN	1				2033600	DK,DM,E,ED,F,G,SA,U
									2103245	CM
							1			DK,DM,E,ED,F,G,SA,U,YA
							1			CM
		12	14538-425-000	SPRING B, CAM CHAIN TENSIONER	1	1	1	1		
		13	14539-425-000	TUBE, CAM CHAIN TENSIONER	1	1	1	1		
				SPRING				2		
		14	14541-425-000	GUIDE B, CAM CHAIN	1					CM
			14541-425-010		1				2026283	DK,DM,E,ED,F,G,SA,U
									3004754	
			14541-425-010	GUIDE B, CAM CHAIN	1				2026284	DK,DM,E,ED,F,G,SA,U
									3004755	
							1		2109981	CM

**C 16**

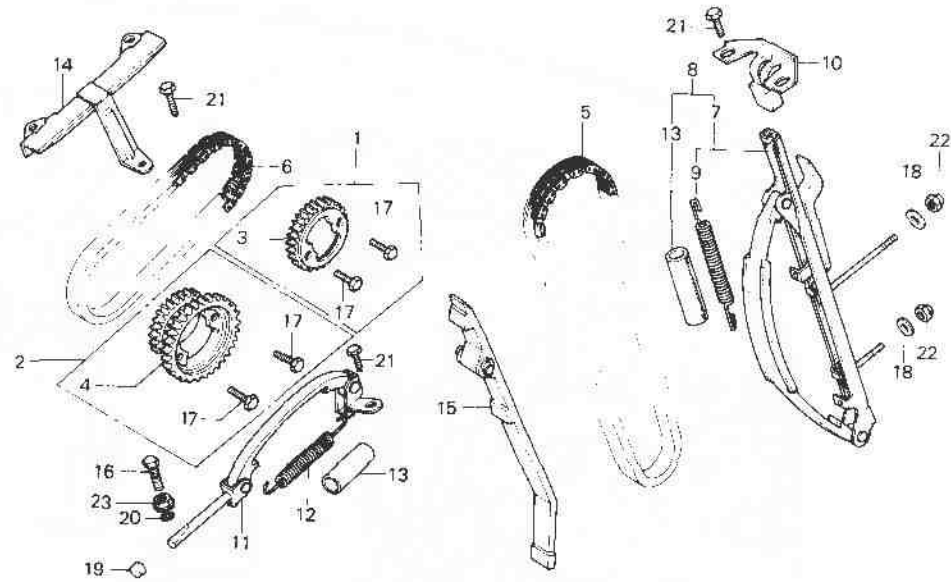
**E-4**

Cam chain · Tensioner

Chaîne de cames · Tendeur

Steuerkette · Spanner

Cadena de levas · Tensionador



←FWD

H425.4

Service item	F.R.T.	Ref. No.	Part No.	Description	Reqd. No.				Serial No.	Area code	
					CB750	Kg	Lz	Ka			Kb
			14541-425-020	GUIDE B, CAM CHAIN	1				2109982	CM DK,DM,E,ED,F,G,SA,U,YA	
		15	14620-425-000	GUIDE, CAM CHAIN	1	1				CM CM	
			14620-425-010	GUIDE, CAM CHAIN	1		1		2033599 2103032	DK,DM,E,ED,F,G,SA,U CM	
					1		1		2033600 2103033	DK,DM,E,ED,F,G,SA,U CM	
		16	90021-422-000	BOLT, TENSIONER ADJUSTING	1						
			90021-425-870	BOLT, TENSIONER ADJUSTING		1				2116818	CM,DK,DM,E,ED,F,G,SA,U
			90021-469-000	BOLT, TENSIONER ADJUSTING		1				2116819	CM,DK,DM,E,ED,F,G,SA,U YA
								1			
		17	90086-413-000	BOLT, HEX. KNOCK, 7X12	4	4					
							4			2119164	CM,DK,DM,E,ED,F,G,SA,U

**D 1**

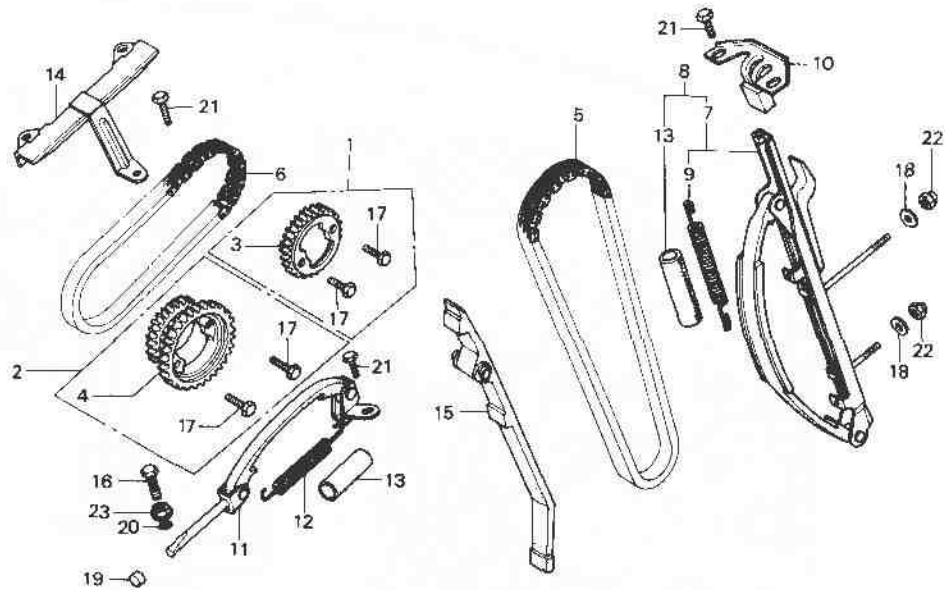
**E-4**

**Cam chain • Tensioner**

**Chaîne de cames • Tendeur**

**Steuerkette • Spanner**

**Cadena de levas • Tensionador**



B425-4

Service item	F.R.T.	Ref. No.	Part No.	Description	Reqd. No.			Serial No.	Area code
					CB750 Kz	Lz	KA Ks		
			90081-425-000	BOLT, FLANGE KNOCK, 7X14		4	2119165	CM,DK,DM,E,ED,F,G,SA,U YA	
		18	90441-706-000	WASHER, SEALING, 6MM	2	2			
		19	91208-422-003	PLUG, SEALING, 11.5X7	1	1			
		20	91307-422-000	O-RING, 4.9X1.9	1	1			
			91313-393-003	O-RING, 7.8X2.2		1	2116818	CM,DK,DM,E,ED,F,G,SA,U	
						1	2116819	CM,DK,DM,E,ED,F,G,SA,U YA	
		21	92000-06014	BOLT, HEX., 6X14	3	3			
			95700-06014-08	BOLT, FLANGE, 6X14		3	2112011	2112010 CM,DK,DM,E,ED,F,G,SA,U CM,DK,DM,E,ED,F,G,SA,U YA	
						3			
		22	94021-06000	NUT, CAP, 6MM	2	2			
			90207-425-870	NUT, CAP, 6MM		2			
		23	94050-08000	NUT, FLANGE, 8MM	1				
			90204-425-870	NUT, FLANGE, 8MM		1	2116818	CM,DK,DM,E,ED,F,G,SA,U	



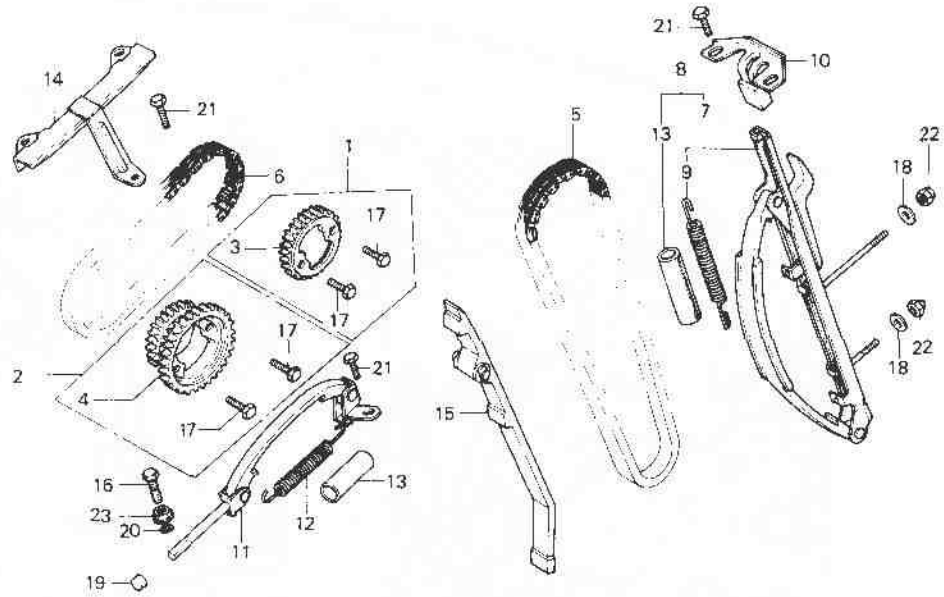
**E-4**

Cam chain • Tensioner

Chaîne de cames • Tendeur

Steuerkette • Spanner

Cadena de levas • Tensionador



←FWD

P425 4

Service item	F.R.T.	Ref. No.	Part No.	Description	Reqd. No. CB750 Kz Lz Ka Kb	Serial No.	Area code
			90202-469-000	NUT, FLANGE, 10MM	1 1 1	2116819	CM, DK, DM, E, ED, F, G, SA, U YA
			1980.12.10	E	D2		



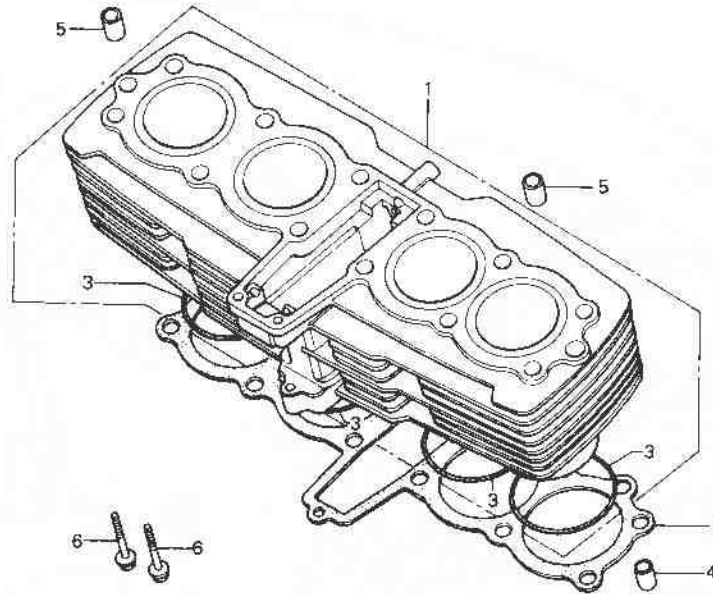
E-5

Cylinder

Cylindre

Zylinder

Cilindro



B425-6

Service item	F.R.T.	Ref. No.	Part No.	Description	Reqd. No.				Serial No.	Area code	
					CB750	Kz	Lz	Ka			Kb
CYLINDER COMP. GASKET, CYLINDER	*5,0	1	12100-425-000	CYLINDER COMP.	1				2025382		
			12100-425-010	CYLINDER COMP.	1				2025383		
			12100-425-871	CYLINDER COMP.		1	1				
			12191-425-000	GASKET, CYLINDER	1	1					
			12191-425-010	GASKET, CYLINDER	1				2032301	2032300	CM DK,DM,E,ED,F,G,SA,U DK,DM,E,ED,F,G,SA,U
			91302-425-000	O-RING, 66,8X2	4	4	1	1			
			94301-10160	PIN A, DOWEL, 10X16	2	2	2	2			
			94301-12200	PIN A, DOWEL, 12X20	2	2	2	2			
			95700-06032-00	BOLT, FLANGE, 6X32	2		2	2			
			90046-425-870	BOLT, FLANGE, 6X32		2					

**D 4**

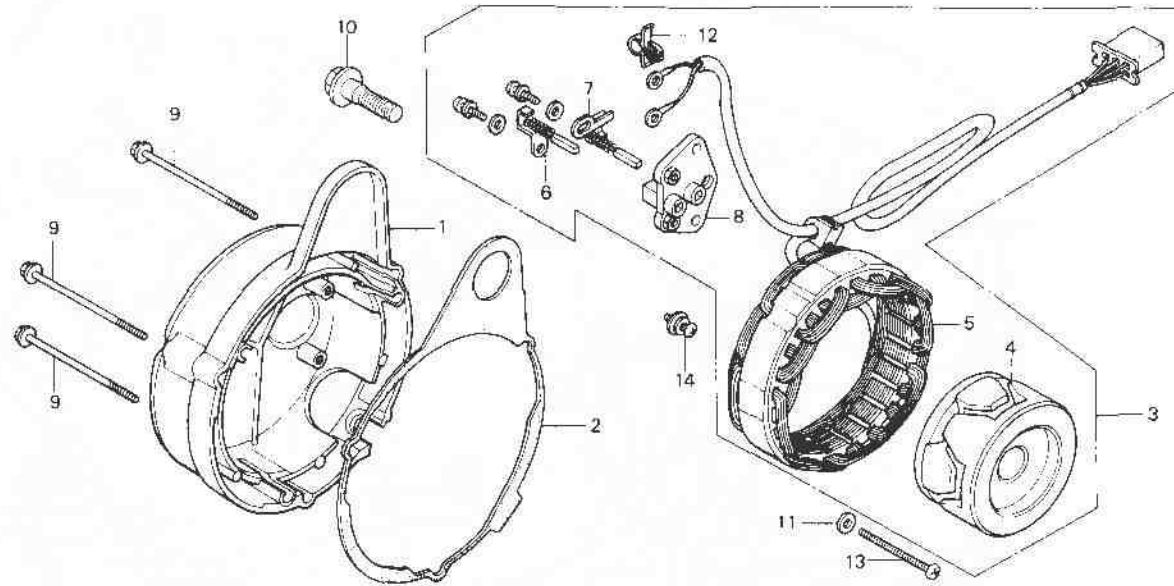
**E-6**

**Générateur**

**Générateur**

**Lichtmaschine**

**Generador**



B425-6

Service item	F.R.T.	Ref. No.	Part No.	Description	Reqd. No.				Serial No.	Area code	
					CB750	Kz	Lz	Ka			Kb
COVER, DYNAMO	0.3	1	11631-425-000	COVER, DYNAMO	1					CM	
ROTOR COMP.					1				2031119	DK,DM,E,ED,F,G,SA,U	
GENERATOR ASSY., A.C.	0.5		11631-425-870	COVER, DYNAMO	1	1			2031120	DK,DM,E,ED,F,G,SA,U	
(HITACHI)			11631-425-010	COVER, DYNAMO					2112010	CM,DK,DM,E,ED,F,G,SA,U	
STATOR COMP. (HITACHI)	0.1						1		2112011	CM,DK,DM,E,ED,F,G,SA,U	
PACKING, A.C. GENERATOR COVER	0.4		11631-425-020	COVER, DYNAMO			1			CM,DK,DM,E,ED,F,G,SA,U	
BRUSH COMP. (ONE OR ALL)							1			YA	
		2	11691-425-000	PACKING, A.C. GENERATOR COVER	1	1				2112010	CM,DK,DM,E,ED,F,G,SA,U
			11691-425-010	PACKING, A.C. GENERATOR COVER			1		2112011	CM,DK,DM,E,ED,F,G,SA,U	
							1			YA	
		3	31100-425-005	GENERATOR ASSY., A.C. (HITACHI)	1					2004082	
			31100-425-015	GENERATOR ASSY., A.C. (HITACHI)	1				2004083	DK,DM,E,ED,F,G,SA,U, YA	
			31100-425-871	GENERATOR ASSY., A.C. (HITACHI)		1	1	1		CM	
		4	31110-425-005	ROTOR COMP.	1	1	1	1			
		5	31120-425-005	STATOR COMP. (HITACHI)	1					CM	
					1	1	1			DK,DM,E,ED,F,G,SA,U, YA	

1980.12.10

E

D4

**D 5**

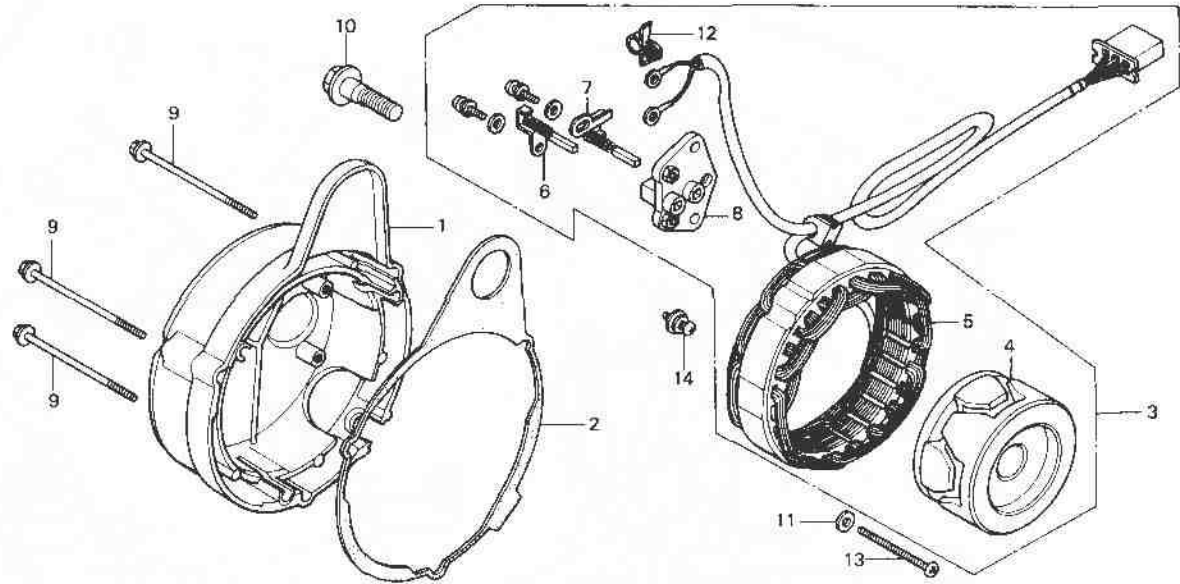
**E-6**

Generator

Générateur

Lichtmaschine

Generador



← FWD

B425 6

Service item	F.R.T.	Ref. No.	Part No.	Description	Reqd. No.				Serial No.	Area code
					Kz	Lz	KA	KB		
			31120-425-871	STATOR CMP.	1	1	1		CM	
		6	31124-422-005	BRUSH COMP. A	1	1	1	1		
		7	31125-422-005	BRUSH COMP. B	1	1	1	1		
		8	31126-422-005	BASE, BRUSH	1				2004082	
			31126-422-015	BASE, BRUSH	1				2004083	
		9	90007-425-000	BOLT, FLANGE, 6X70	3	1	1	1		
			90007-425-870	BOLT, FLANGE, 6X70		3				
			96000-06070-00	BOLT, FLANGE, 6X70	3	3	3			
		10	90023-425-000	BOLT, FLANGE, 12X40	1	1	1	1		
		11	90563-304-000	WASHER, NUMBER PLATE MOUNTING	3	3	3	3		
		12	90659-170-000	CLIP, CABLE	1	1	1	1		
		13	93500-06045	SCREW, PAN, 6X45	3	3	3	3		
		14	93892-06014-00	SCREW-WASHER, 6X14	2	2	2	2		



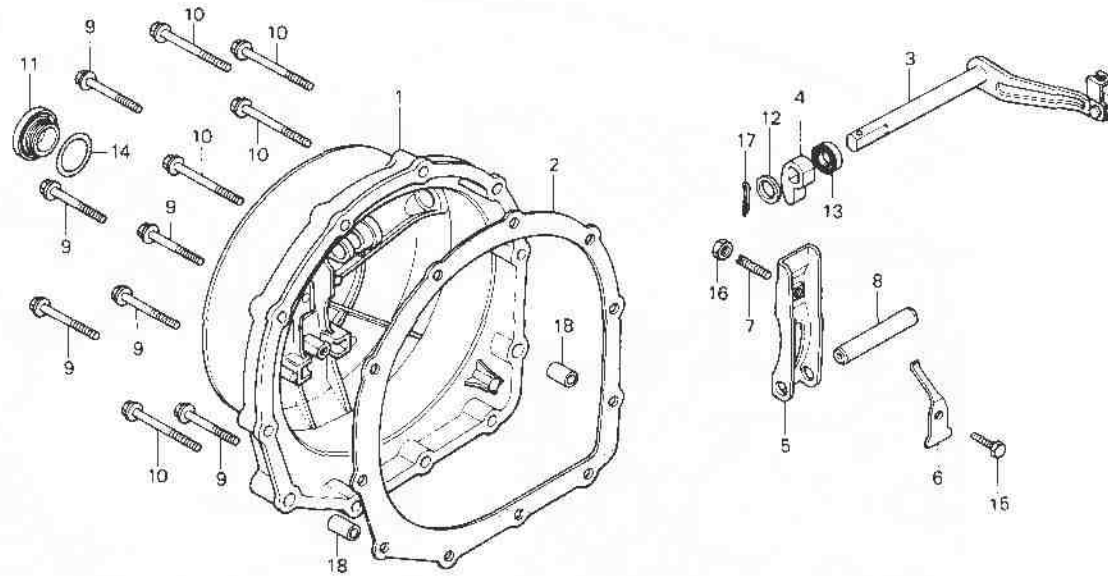
E-7

Clutch cover

Couvercle d'embrayage

Kupplungsdeckel

Cubierta de embrague



R425 7

Service item	F.R.T.	Ref. No.	Part No.	Description	Reqd. No				Serial No.	Area code
					Kz	Lz	Ka	Ka		
COVER COMP., CLUTCH LEVER COMP., CLUTCH INC. RELATIVE PART	0.7	1	11330-425-000	COVER COMP., CLUTCH	1		1	1		
			11330-425-870	COVER COMP., CLUTCH	1		1	1		
LEVER, CLUTCH ADJUSTING DIL SEAL, 10X16X4.5 GASKET, CLUTCH COVER	0.6	2	11396-425-000	GASKET, CLUTCH COVER	1	1	1	1		
		3	22710-425-000	LEVER COMP., CLUTCH	1		1	1		
		4	22710-425-870	LEVER COMP., CLUTCH			1			
		5	22821-107-000	CAM, CLUTCH LIFTER	1	1	1	1		
			22831-425-000	LEVER, CLUTCH ADJUSTING	1	1	1	1		
		6	22835-425-000	PLATE, CLUTCH LEVER SETTING	1	1	1	1		
		7	22841-425-000	BOLT, CLUTCH ADJUSTING	1	1	1	1		
		8	28106-422-000	SHAFT, STARTER REDUCTION GEAR	1	1	1	1		
		9	90006-415-000	BOLT, FLANGE, 6X32	6					
			90006-425-870	BOLT, FLANGE, 6X32			6			
			96000-06032-00	BOLT, FLANGE, 6X32	6		6	6		
		10	90007-428-000	BOLT, FLANGE, 6X40	5					
			90008-425-870	BOLT, FLANGE, 6X40			5			
			96000-06040-00	BOLT, FLANGE, 6X40	5		5	5		

1980.12.10

E

D6

**D 7**

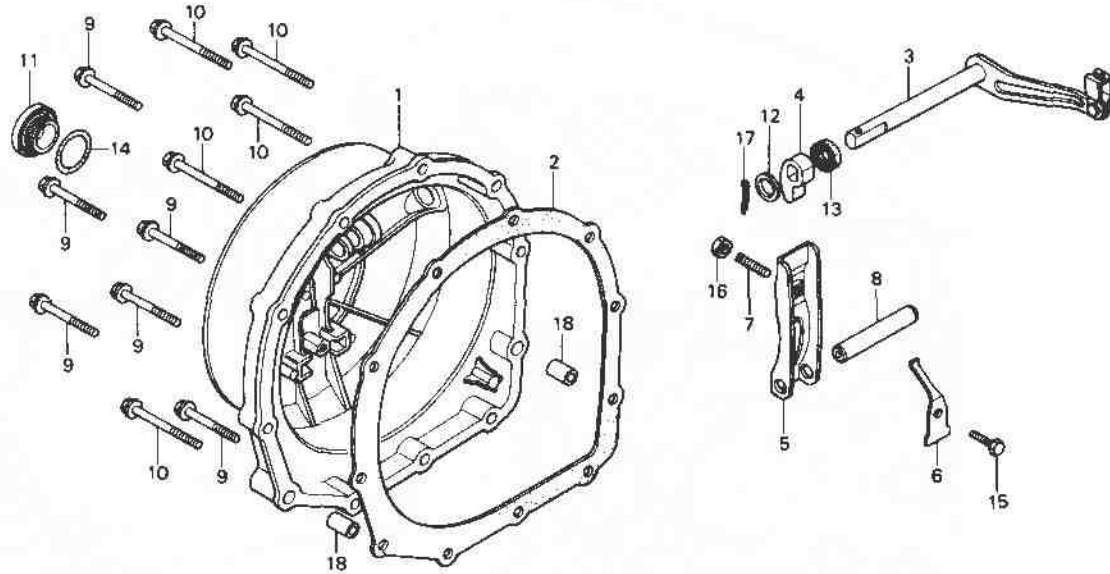
**E-7**

Clutch cover

Couvercle d'embrayage

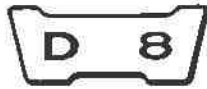
Kupplungsdeckel

Cubierta de embrague



B425-7

Service item	F.R.T.	Ref. No.	Part No.	Description	Reqd. No.				Serial No.	Area code
					CB750	Kz	Lz	Ka		
		11	90042-422-000	CAP, CLUTCH ADJUSTING		1		1	1	
			90042-425-870	CAP, CLUTCH ADJUSTING		1				
		12	90471-333-000	WASHER, 10MM	1	1	1	1	1	
		13	91206-333-003	OIL SEAL, 10X16X4.5	1	1	1	1	1	
		14	91305-714-000	O-RING, 24MM	1	1	1	1	1	
		15	92000-06012	BOLT, HEX., 6X12	1	1	1	1	1	
		16	94001-06000	NUT, HEX., 6MM	1	1	1	1	1	
		17	94201-20150	PIN, SPLIT, 2.0X15	1	1	1	1	1	
		18	94301-08140	PIN A, DOWEL, 8X14	2	2	2	2	2	



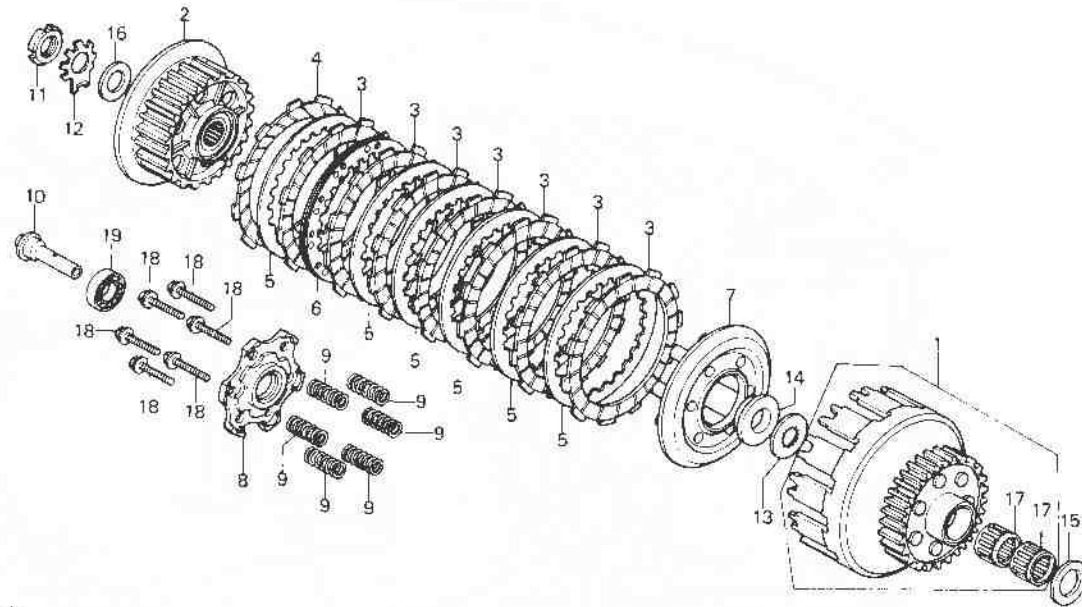
E-8

Clutch

Embrayage

Kupplung

Embrague



B425-8

Service item	F.R.T.	Ref. No.	Part No.	Description	Reqd. No				Serial No.	Area code
					K7	LZ	KA	KB		
OUTER COMP., CLUTCH	0.9	1	22100-425-000	OUTER COMP., CLUTCH	1	1	1	1		
CENTER, CLUTCH		2	22120-425-000	CENTER, CLUTCH	1	1	1	1		
DISK A, CLUTCH FRICTION		3	22201-425-000	DISK A, CLUTCH FRICTION	7	7	7	7		
INC. RELATIVE PART		4	22202-425-000	DISK B, CLUTCH FRICTION	1	1	1	1		
(ONE OR ALL)		5	22321-425-000	PLATE, CLUTCH	6	6	6	6		
PLATE, CLUTCH PRESSURE	0.7	6	22322-425-000	PLATE COMP. B, CLUTCH	1	1	1	1		
PLATE, CLUTCH LIFTER		7	22350-425-000	PLATE, CLUTCH PRESSURE	1	1	1	1		
SPRING, CLUTCH		8	22361-425-000	PLATE, CLUTCH LIFTER	1	1	1	1		
(ONE OR ALL)	0.6	9	22401-425-000	SPRING, CLUTCH	6	6	6	6		
GUIDE, CLUTCH LIFTER		10	22843-425-000	GUIDE, CLUTCH LIFTER	1	1	1	1		
		11	90231-200-010	NUT, LOCK, 16MM	1	1	1	1		
		12	90431-292-000	WASHER, LOCK, 16MM	1	1	1	1		
		13	90432-371-000	WASHER, SPLINE, 23MM	1	1	1	1		
		14	90432-425-000	COLLAR, CLUTCH	1	1	1	1		
		15	90455-333-010	WASHER, THRUST, 25MM	1	1	1	1		

1980.12.10

E

08



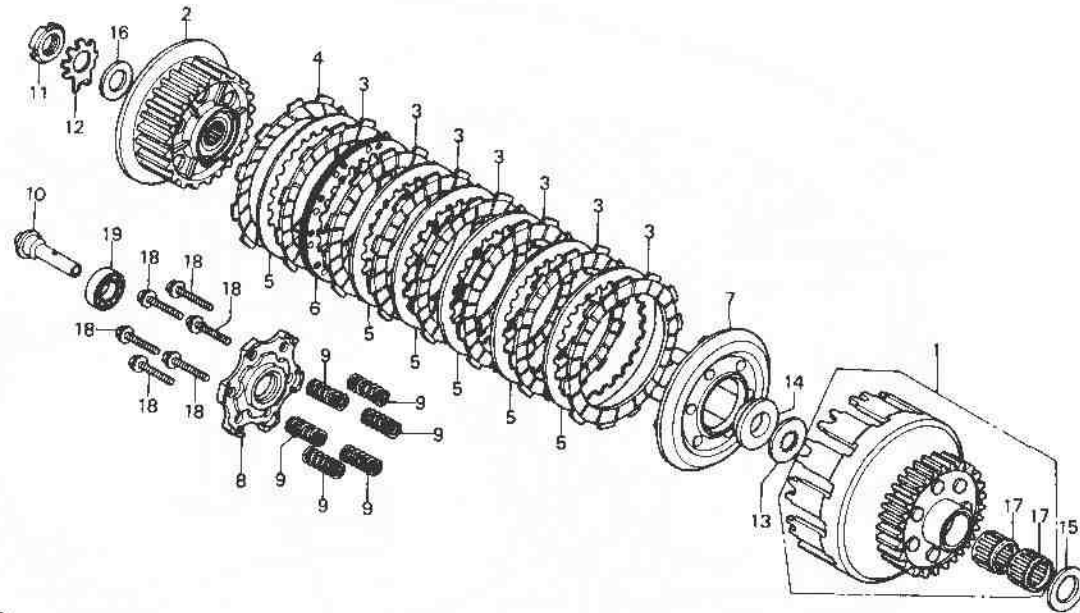
E-8

Clutch

Embrayage

Kupplung

Embrague



B425-8

Service item	F.R.T.	Ref. No.	Part No.	Description	Reqd. No.				Serial No.	Area code
					CB750	Kz	Lz	Ka		
		16	90481-292-000	WASHER, OIL FILTER ROTOR LOCK	1	1	1	1		
		17	91010-300-008	BEARING, NEEDLE, 25X32X20	2	2	2	2		
		18	93725-06025-00	BOLT, FLANGE, 6X25	6	6	6	6		
		19	96100-60030	BEARING, RADIAL BALL, 6003	1	1	1	1		

1980.12.10

E

D9

**D 10**

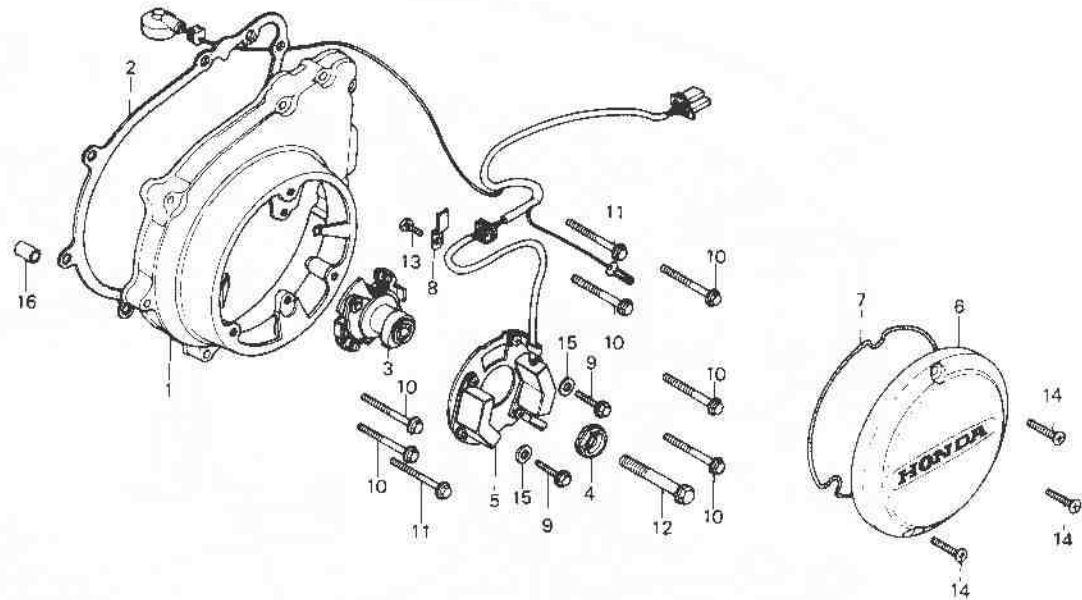
**E-9**

**Left crankcase cover •  
Spark advancer**

**Couvercle de cater moteur  
gauche • Avance d'allumage**

**Linker Kurbelgehäusedeckel •  
Zündversteller**

**Cubierta de cárter de motor  
izquierdo • Avanzador de encendido**



← FWD

R425-9

Service item	F.R.T.	Ref. No.	Part No.	Description	Read No.				Serial No.	Area code
					Kz	Lz	Ka	Kb		
COVER, L. CRANKCASE	0.4	1	11341-425-000	COVER, L. CRANKCASE	1					
GASKET, L. SIDE COVER	0.3					1			2136394	CM,DK,DM,E,ED,F,G,SA,U
ADVANCER ASSY., SPARK (TOYD)	0.2		11341-425-870	COVER, L. CRANKCASE			1			
GENERATOR ASSY., PULSE	0.6		11341-425-010	COVER, L. CRANKCASE				1	2136395	CM,DK,DM,E,ED,F,G,SA,U
COVER, POINT	0.1									YA
		2	11395-425-000	GASKET, L. SIDE COVER	1	1	1	1		
		3	30220-425-164	ADVANCER ASSY., SPARK (TOYD)	1	1				
							1			
			30220-425-174	ADVANCER ASSY., SPARK (TOYD)			1		2110568	CM,DK,DM,E,ED,F,G,SA,U
							1			CM,DK,DM,E,ED,F,G,SA,U
								1		YA
		4	30228-425-010	BOSS, TIMING	1	1	1	1		
		5	30300-425-164	GENERATOR ASSY., PULSE	1				2002806	
				30300-425-174						
			30300-425-174	GENERATOR ASSY., PULSE (TOYD)	1				2002807	
							1	1		
			30300-438-154	GENERATOR ASSY., PULSE (TOYD)			1			

1980.12.10

E

D10

**D 11**

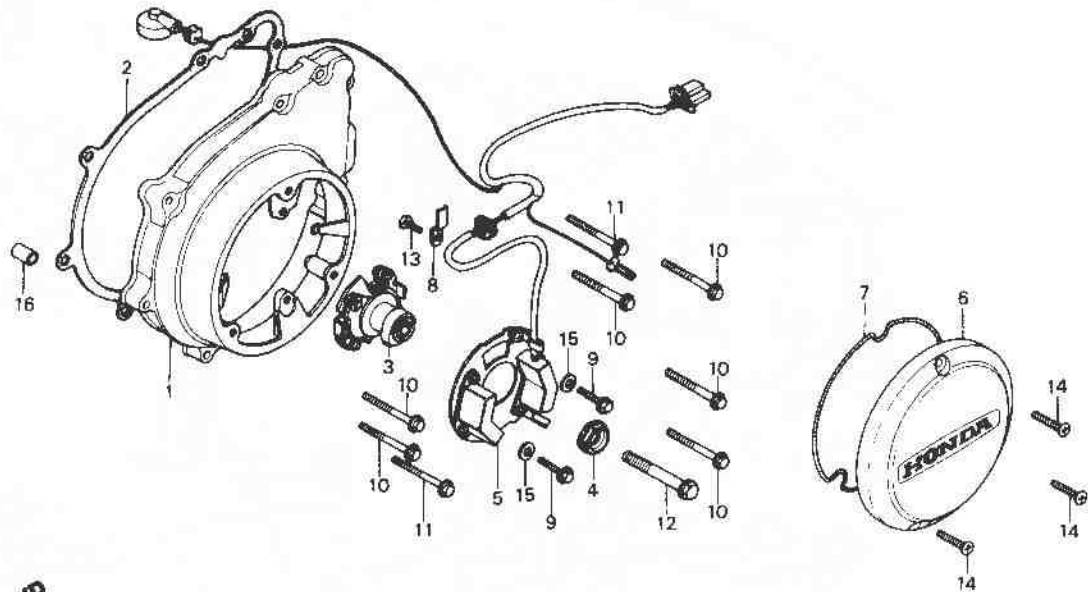
**E-9**

Left crankcase cover ·  
Spark advancer

Couvercle de catter moteur  
gauche · Avance d'allumage

Linker Kurbelgehäusedeckel ·  
Zündversteller

Cubierta de cárter de motor  
izquierdo · Avanzador de encendido



←FWD

B425-9

Service Item	F.R.T.	Ref. No.	Part No.	Description	Reqd. No.				Serial No.	Area code
					Kz	Lz	KA	Ke		
		6	30371-425-000	COVER, POINT	1					
			30371-425-870	COVER, POINT		1			2136394	CM,DK,DM,E,ED,F,G,SA,U
			30371-425-010	COVER, POINT		1			2136395	CM,DK,DM,E,ED,F,G,SA,U
							1			YA
		7	30372-425-000	GASKET, POINT COVER	1	1	1	1		
		8	32116-425-000	PLATE, PULSER CORD SETTING	1	1	1	1		
		9	90004-415-000	BOLT, FLANGE, 6X14	2	2				
			96000-06014-00	BOLT, FLANGE, 6X14	2	2	2	2		
		10	90006-415-000	BOLT, FLANGE, 6X32	6					
			90006-425-870	BOLT, FLANGE, 6X32		6				
			96000-06032-00	BOLT, FLANGE, 6X32	6		6	6		
		11	90007-428-000	BOLT, FLANGE, 6X40	2					
			90008-425-870	BOLT, FLANGE, 6X40		2				
			96000-06040-00	BOLT, FLANGE, 6X40	2		2	2		
		12	90052-425-000	BOLT, FLANGE, 8X64	1	1				CM
					1				2033266	DK,DM,E,ED,F,G,SA,U
							1		2100121	CM

1980.12.10

E

D11

**D 12**

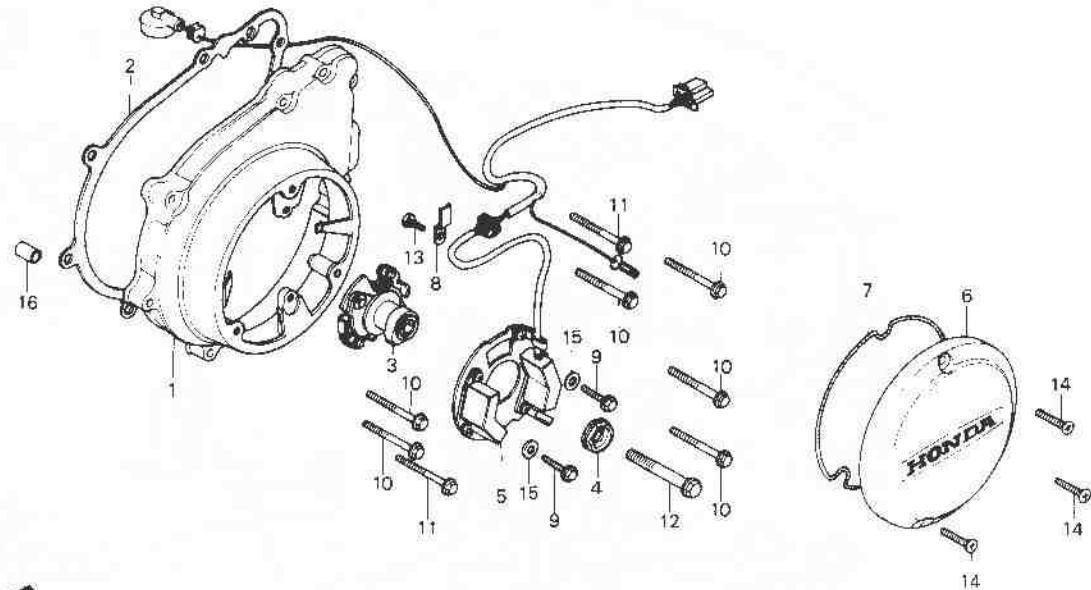
**E-9**

Left crankcase cover ·  
Spark advancer

Couvercle de catter moteur  
gauche · Avance d'allumage

Linker Kurbelgehäusedeckel ·  
Zündversteller

Cubierta de cárter de motor  
izquierdo · Avanzador de encendido



8476-3

Service item	F.R.T.	Ref. No.	Part No.	Description	Reqd. No				Serial No.	Area code
					Kz	Lz	KA	KB		
			90052-425-010	BOLT, FLANGE, 8X62	1				2033267 2100122	DK,DM,E,ED,F,G,SA,U CM DK,DM,E,ED,F,G,SA,U,YA CM
		13	92000-06012	BOLT, HEX., 6X12	1	1	1	1		
		14	93700-05025-0A	SCREW, OVAL, 5X25	3					
			90097-425-870	SCREW, OVAL, 5X25		3			2136394	CM,DK,DM,E,ED,F,G,SA,U
			93700-06025	SCREW, OVAL, 6X25		3			2136395	CM,DK,DM,E,ED,F,G,SA,U YA
		15	94101-06000	WASHER, PLAIN, 6MM	2	2	2	2		
		16	94301-08140	PIN A, DDWEL, 8X14	1	1	1	1		

1980.12.10

E

D12

**D 13**

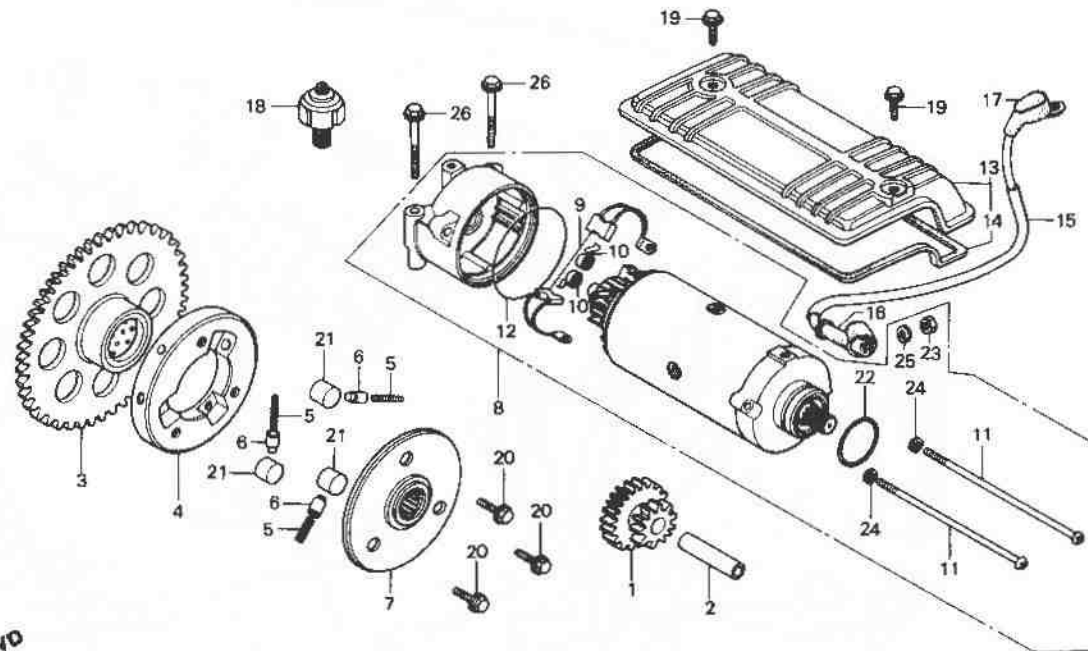
**E-10**

Starting motor

Moteur démarrage

Anlassermotor

Motor de arranque



←PFWO

B425-138

Service item	F.R.T.	Ref. No.	Part No.	Description	Reqd. No.				Serial No.	Area code
					CB	Lz	KA	KB		
GEAR, STARTER REDUCTION	0.4	1	28101-425-000	GEAR, STARTER REDUCTION	1	1	1	1		
MOTOR ASSY., STARTING		2	28106-425-000	SHAFT, STARTER REDUCTION GEAR	1	1	1	1		
CABLE, STARTER MOTOR		3	28110-425-000	GEAR COMP., STARTING CLUTCH	1	1				
SPRING, STARTING CLUTCH ROLLER	0.5			(75T)	1				2033599	CM
INC. RELATIVE PART									2104562	CM
GEAR COMP., STARTING CLUTCH			28110-425-010	GEAR COMP., STARTING CLUTCH	1				2033600	DK,DM,E,ED,F,G,SA,U
(75T)				(75T)					2104563	CM
BRUSH SET, CARBON	0.6									DK,DM,E,ED,F,G,SA,U, YA
OUTER COMP., STARTING CLUTCH		4	28120-425-000	OUTER COMP., STARTING CLUTCH	1	1	1	1		CM
COVER COMP., STARTING MOTOR	0.1									
SWITCH ASSY., OIL PRESSURE	0.2	5	28125-516-030	SPRING, STARTING CLUTCH ROLLER	3	3	3	3		
(ND)										
		6	28126-516-020	CAP, STARTING CLUTCH ROLLER	3	3	3	3		
				SPRING						
		7	28130-425-000	FLANGE COMP., STARTER DRIVE	1	1	1	1		
		8	31200-425-008	MOTOR ASSY., STARTING	1	1	1	1		

1980.12.10

E

D13

**D 14**

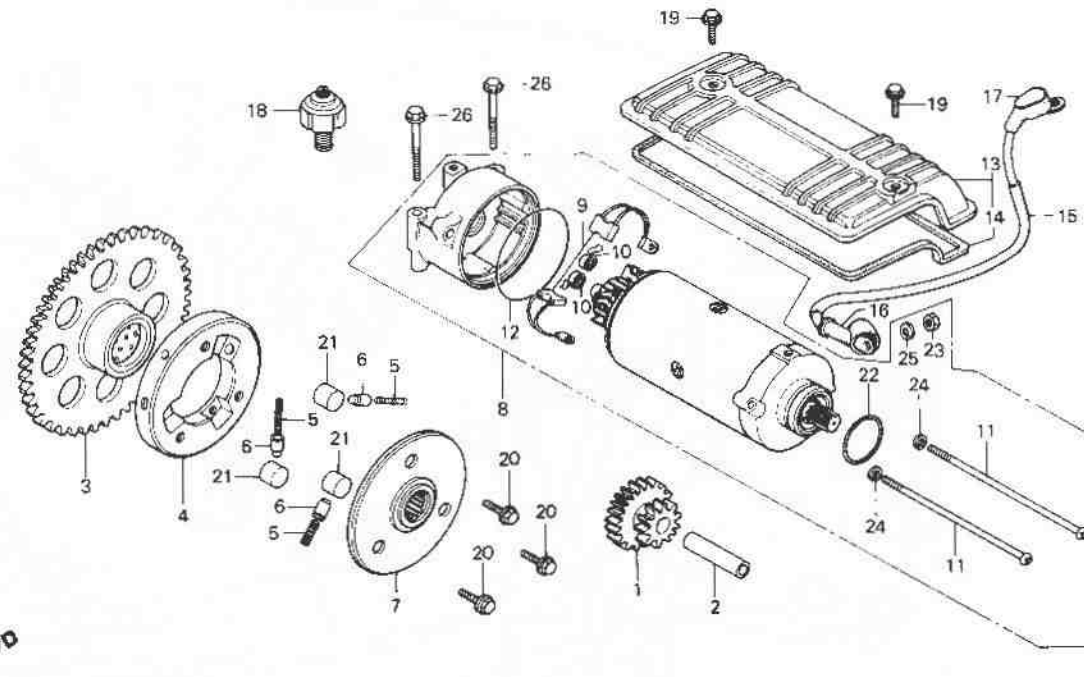
**E-10**

Starting motor

Moteur démarrage

Anlassermotor

Motor de arranque



B425 138

Service item	F.R.T.	Ref. No.	Part No.	Description	Reqd. No.				Serial No.	Area code
					K7	L2	KA	K6		
		9	31201-292-158	BRUSH SET, CARBON	1	1	1	1		
		10	31204-292-158	SPRING, CARBON BRUSH	2	2	2	2		
		11	31205-413-780	BOLT, STARTING MOTOR COVER	2	2	2	2		
		12	31206-286-158	O-RING	1	1	1	1		
		13	31280-425-000	COVER COMP., STARTING MOTOR	1		1	1		
			31280-425-870	COVER COMP., STARTING MOTOR			1			
		14	31282-425-300	PACKING, STARTING MOTOR COVER	1	1	1	1		
		15	32402-425-000	CABLE, STARTER MOTOR	1	1	1	1		
		16	32411-253-000	COVER, STARTING MOTOR TERMINAL	1	1	1	1		
		17	32416-425-000	COVER B, MAGNETIC SWITCH	1	1	1	1		
		18	35500-333-014	SWITCH ASSY., OIL PRESSURE	1	1	1	1		
				(NO)						
		19	90003-425-870	BOLT, FLANGE, 6X18			2			

1980.12.10

E

D14

**D 15**

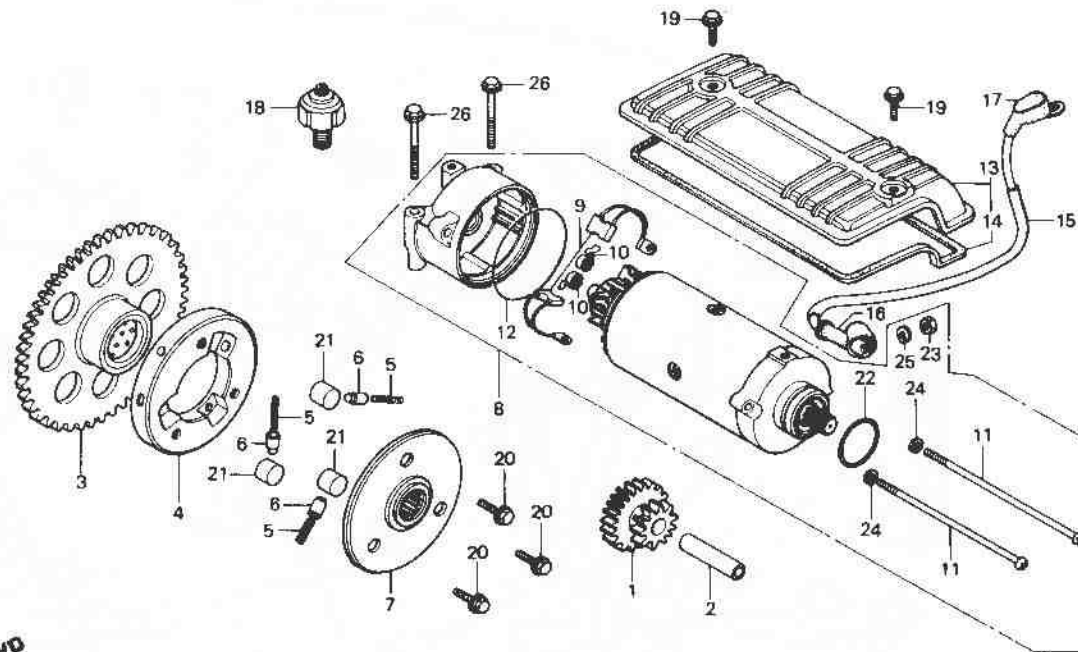
**E-10**

Starting motor

Moteur démarrage

Anlassermotor

Motor de arranque



0425-138

Service item	F.R.T.	Ref. No.	Part No.	Description	Reqd. No.				Serial No.	Area code
					CB750	Kz	Lz	Ka		
			90008-413-000	BOLT, FLANGE, 6X18		2				
			96000-06018-00	BOLT, FLANGE, 6X18		2				
			96000-06012-00	BOLT, FLANGE, 6X12				2	2109981	CM,DK,DM,E,ED,F,G,SA,U
								2		
		20	90022-425-000	BOLT, FLANGE, 8X16	3	3	3	3	2109982	CM,DK,DM,E,ED,F,G,SA,U
		21	91101-516-000	ROLLER, 15X13	3	3	3	3		YA
		22	91309-300-000	O-RING, 24.4X3.1	1	1	1	1		
		23	94002-06000	NUT, HEX., 6MM	1	1	1	1		
		24	94111-05000	WASHER, SPRING, 5MM	2	2	2	2		
		25	94111-06000	WASHER, SPRING, 6MM	1	1	1	1		
		26	95700-06060-00	BOLT, FLANGE, 6X60	2	2	2	2		

1980.12.10

E

D15

**D 16**

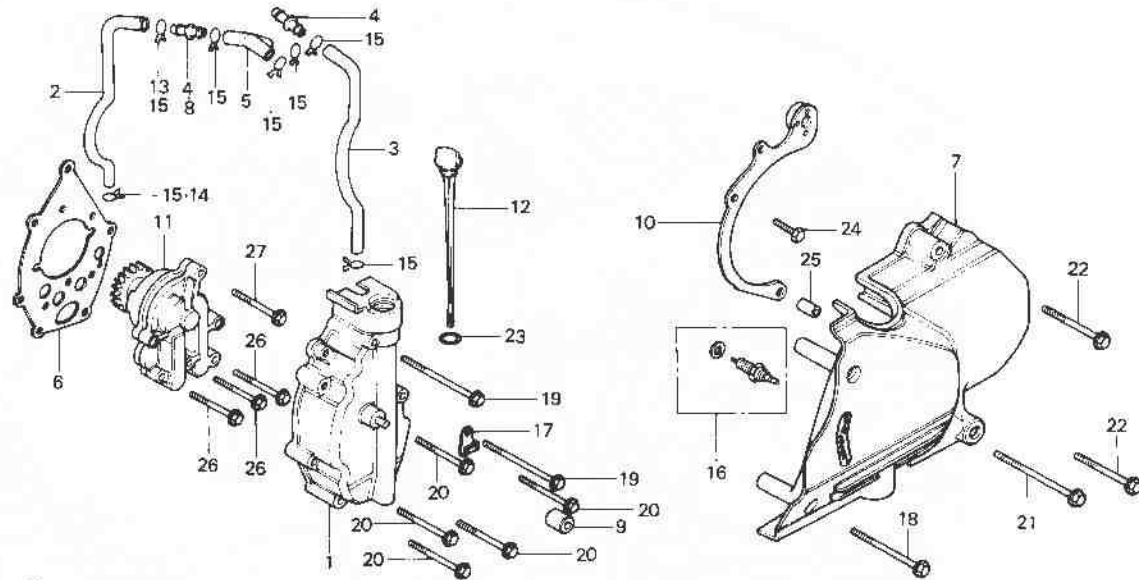
**E-11**

**Oil pump**

**Pompe à huile**

**Ölpumpe**

**Bomba de aceite**



8425 11

Service Item	F.R.T.	Ref. No.	Part No.	Description	Reqd. No.				Serial No.	Area code
					Kz	Lz	Ka	Kb		
COVER COMP., OIL PUMP	0.4	1	11350-425-000	COVER COMP., OIL PUMP	1	1	1			
TUBE, L. BREATHER			11350-425-870	COVER COMP., OIL PUMP		1				
TUBE, R. BREATHER	0.1	2	11355-425-000	TUBE, R. BREATHER	1	1	1			
COVER, L. SIDE	0.3	3	11355-MA4-670	TUBE, R. BREATHER				1		
PROTECTOR, CASE			11356-425-000	TUBE, L. BREATHER	1	1				
SWITCH ASSY., NEUTRAL								1		
PUMP ASSY., OIL	0.5		11356-425-010	TUBE, L. BREATHER		1		2116633	2116632 CM,DK,DM,E,ED,F,G,SA,U CM,DK,DM,E,ED,F,G,SA,J YA	
									1	
		4	11357-425-000	JOINT, HOSE	2	2	2			
		5	11358-425-000	JOINT, THREE WAY					1	
		6	11359-425-000	GASKET, OIL PUMP COVER	1	1				
			11359-425-020		1				2034312 CM DK,DM,E,ED,F,G,SA,U 2107268 CM	
							1			

1980.12.10

E

D16



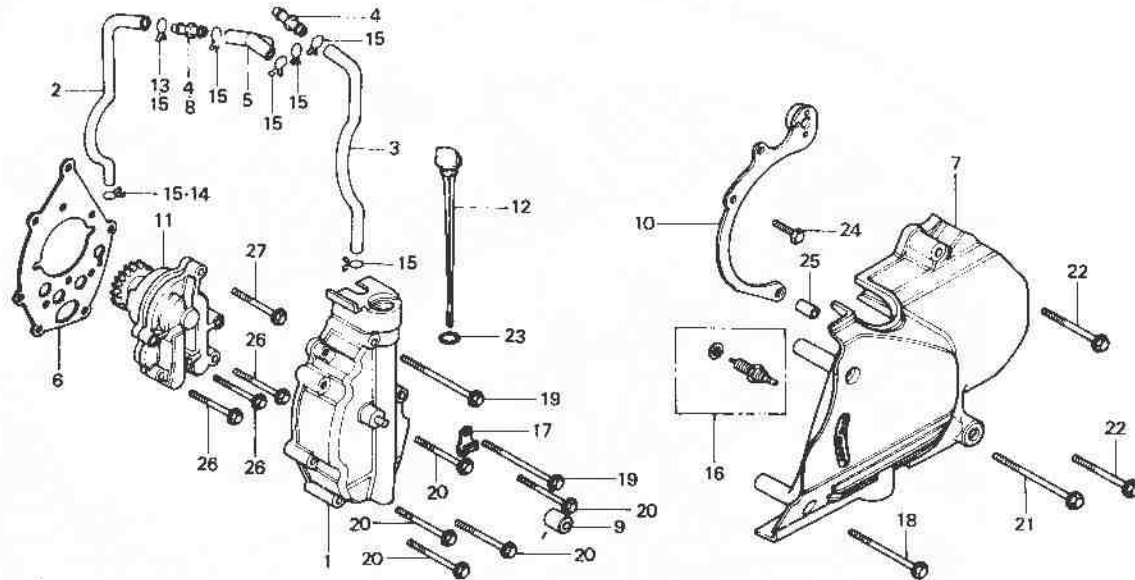
**E-11**

**Oil pump**

**Pompe à huile**

**Ölpumpe**

**Bomba de aceite**



B425-11

Service item	F.R.T.	Ref. No.	Part No.	Description	Reed. No. CB750				Serial No.	Area code
					Kz	Lz	KA	KB		
			11359-425-020	GASKET, OIL PUMP COVER	1				2034313 2107269	DK,DM,E,ED,F,G,SA,U CM DK,DM,E,ED,F,G,SA,U,YA CM
		7	11361-425-000	COVER, L. SIDE	1				2033599 2104371	CM DK,DM,E,ED,F,G,SA,U CM
			11361-425-870	COVER, L. SIDE		1				
			11361-438-000	COVER, L. SIDE	1				2033600 2104372	DK,DM,E,ED,F,G,SA,U CM CM DK,DM,E,ED,F,G,SA,U,YA
		8	11362-MA4-670	JOINT, R. HOSE						
		9	11364-425-000	RUBBER, L. SIDE COVER MOUNTING	1	1	1	1		
		10	11615-425-000	PROTECTOR, CASE	1	1			2031506	CM DK,DM,E,ED,F,G,SA,U DK,DM,E,ED,F,G,SA,U
			11615-445-000	PROTECTOR, CASE	1				2031507	
							1	1		

1980.12.10

E

E1



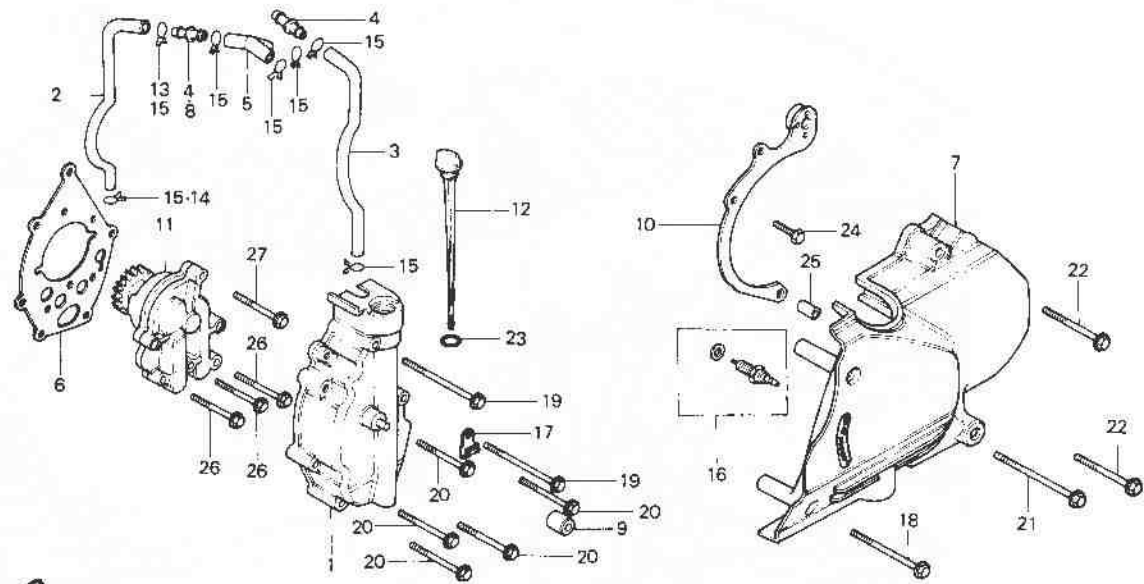
E-11

Oil pump

Pompe à huile

Ölpumpe

Bomba de aceite



B425-11

Service item	F.R.T.	Ref. No.	Part No.	Description	Reqd. No.				Serial No.	Area code
					Kz	Lz	KA	KB		
		11	15100-425-000	PUMP ASSY., OIL	1	1	1	1		
		12	15650-425-000	GAUGE, OIL LEVEL	1	1	1	1		
			15650-425-870	GAUGE, OIL LEVEL		1				
		13	15707-634-000	CLIP, OIL DRAIN				1		
		14	15771-551-000	CLIP, OIL DRAIN TUBE				1		
		15	17316-611-000	CLIP, BREATHER TUBE	7	7	7	5		
		16	35600-425-003	SWITCH ASSY., NEUTRAL	1	1	1	1		
		17	35610-425-000	CLIP, NEUTRAL SWITCH CORD	1	1	1	1		
		18	90002-425-000	BOLT, FLANGE, 6X55	1					
			90002-425-870	BOLT, FLANGE, 6X55		1				
			96000-06055-00	BOLT, FLANGE, 6X55	1		1	1		
		19	90005-425-000	BOLT, FLANGE, 6X65	2	2				
			96000-06065-00	BOLT, FLANGE, 6X65	2	2	2	2		
		20	90007-413-000	BOLT, FLANGE, 6X35	5					
			96000-06035-00	BOLT, FLANGE, 6X35	5	5	5			

1980.12.10

E

E2



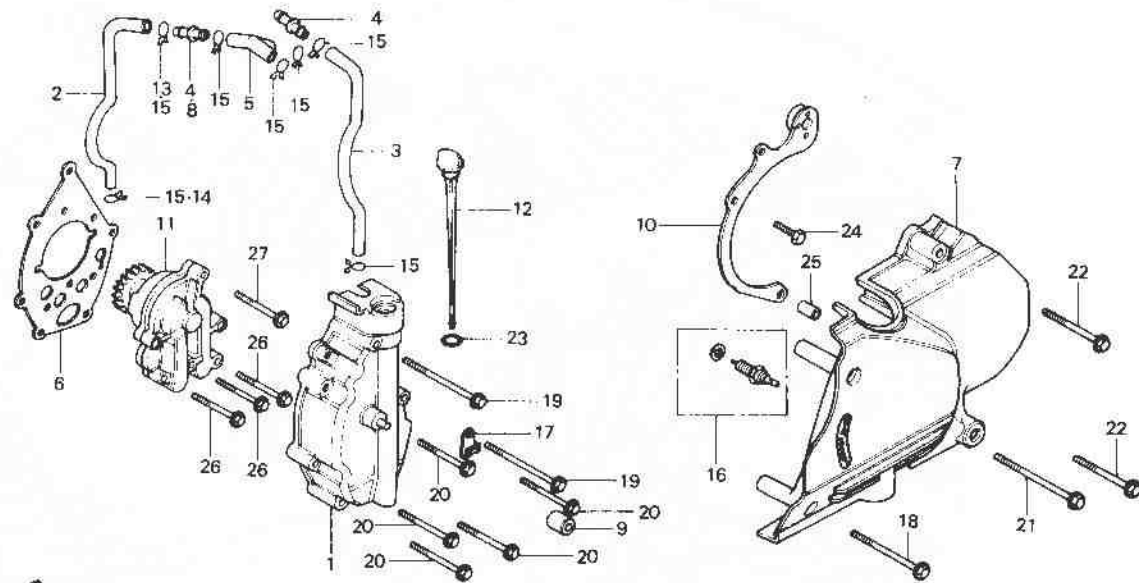
**E-11**

**Oil pump**

**Pompe à huile**

**Ölpumpe**

**Bomba de aceite**



B426-11

Service Item	F.R.T.	Ref. No.	Part No.	Description	Reqd. No.				Serial No.	Area code
					Kz	Lz	Ka	Ke		
			90004-425-870	BOLT, FLANGE, 6X35	5					
		21	90007-425-000	BOLT, FLANGE, 6X70	1					
			90007-425-870	BOLT, FLANGE, 6X70		1				
			96000-06070-00	BOLT, FLANGE, 6X70	1		1	1		
		22	90007-428-000	BOLT, FLANGE, 6X40	2					
			90008-425-870	BOLT, FLANGE, 6X40		2				
			96000-06040-00	BOLT, FLANGE, 6X40	2		2	2		
		23	91301-250-000	O-RING, 22MM	1	1	1	1		
			92000-06016	BOLT, HEX., 6X16	1	1	1	1		
		24	94301-08140	PIN A, DOWEL, 8X14	1	1	1	1		
		25								
		26	95700-06032-00	BOLT, FLANGE, 6X32	3	3	3	3		
		27	95700-06040-00	BOLT, FLANGE, 6X40	1	1	1	1		

1980.12.10

E

E3

**E 4**

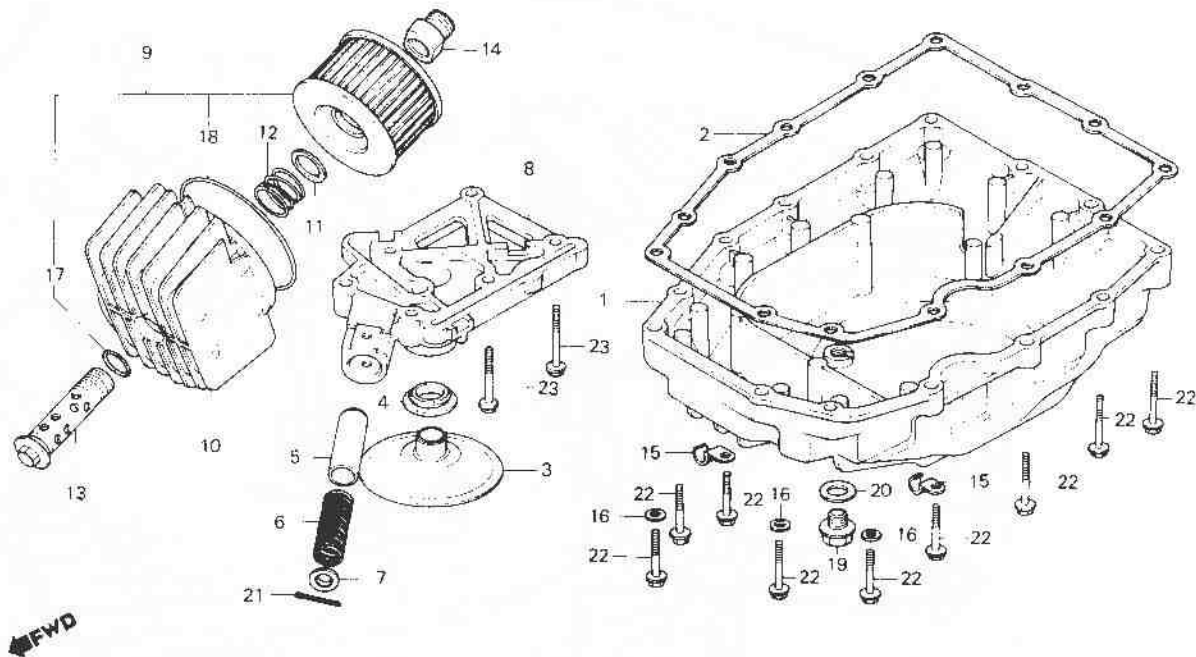
**E-12**

Oil filter • Oil pan

Filtre à huile • Carter

Ölfilter • Ölwanne

Filtro de aceite •  
Cárter del aceite



B425-12

Service item	F.R.T.	Ref. No.	Part No.	Description	Reqd. No.				Serial No.	Area code
					Kz	Lz	KA	Ke		
PAN, OIL	0.6	1	11210-425-000	PAN, OIL	1	1			CM	
GASKET, OIL PAN			11210-425-010	PAN, OIL	1			2032194	2032193	
STRAINER, OIL							1		DK,DM,E,ED,F,G,SA,U	
VALVE, OIL PRESSURE RELIEF	0.8	2	11398-425-000	GASKET, OIL PAN	1	1	1		DK,DM,E,ED,F,G,SA,U	
BDDY, OIL PATH		3	15153-425-000	STRAINER, OIL	1	1	1			
ELEMENT SET, OIL FILTER	0.2	4	15154-425-000	GASKET, OIL STRAINER	1	1	1			
INC. RELATIVE PART		5	15231-634-010	VALVE, OIL PRESSURE RELIEF	1	1	1			
		6	15232-634-000	SPRING, RELIEF VALVE	1	1			CM	
			15232-438-000	SPRING, RELIEF VALVE	1			2031083	2031082	
		7	15233-634-000	SEAT, RELIEF VALVE SPRING	1	1	1		DK,DM,E,ED,F,G,SA,U	
		8	15311-425-305	BDDY, OIL PATH	1	1	1		DK,DM,E,ED,F,G,SA,U	
		9	15410-426-000	ELEMENT SET, OIL FILTER	1	1	1			
		10	15411-422-000	CASE, OIL FILTER	1	1	1			

**E 5**

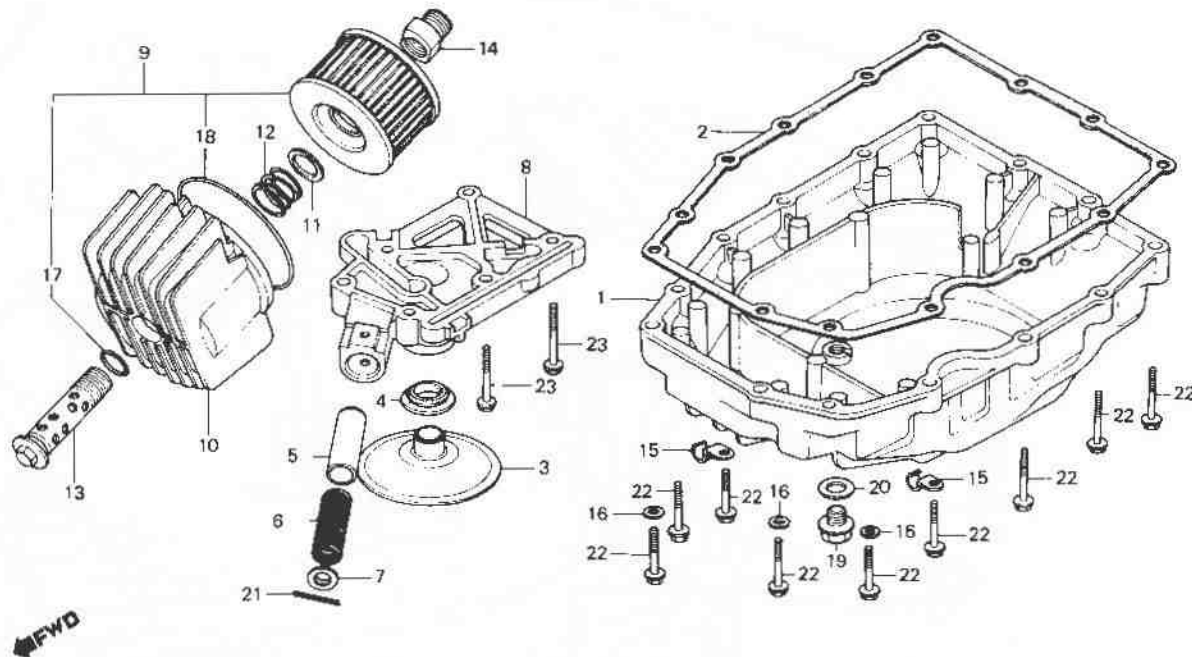
**E-12**

Oil filter · Oil pan

Filtre à huile · Carter

Ölfiler · Ölwanne

Filtro de aceite ·  
Cárter del aceite



B425 12

Service item	F.R.T.	Ref. No.	Part No.	Description	Reqd. No				Serial No.	Area code
					Kz	Lz	Ka	Kb		
			15411-425-870	CASE, OIL FILTER			1			
		11	15414-300-000	SEAT, OIL FILTER SPRING	1	1	1	1		
		12	15415-300-000	SPRING, OIL FILTER ELEMENT	1	1	1	1		
				SETTING						
		13	15420-300-020	BOLT, OIL FILTER CENTER	1			1		
			15420-425-870	BOLT, OIL FILTER CENTER		1				
		14	15422-425-010	BOSS, OIL FILTER	1	1	1	1		
		15	32921-115-000	CLIP, HIGH TENSION CORD	2	2	2	2		
		16	90441-706-000	WASHER, SEALING, 6MM	3	3	3	3		
		17	91302-377-000	O-RING, 15X2,5	1	1	1	1		
		18	91316-300-003	O-RING, 89X4,5	1	1	1	1		
		19	92800-14000	BOLT, DRAIN PLUG, 14MM	1	1	1	1		
		20	94109-14000	WASHER, DRAIN PLUG, 14MM	1	1	1	1		
		21	94201-30300	PIN, SPLIT, 3.0X30	1	1	1	1		
		22	95700-06028-00	BDLT, FLANGE, 6X28	14	14	14	14		

1980.12.10

E

E5



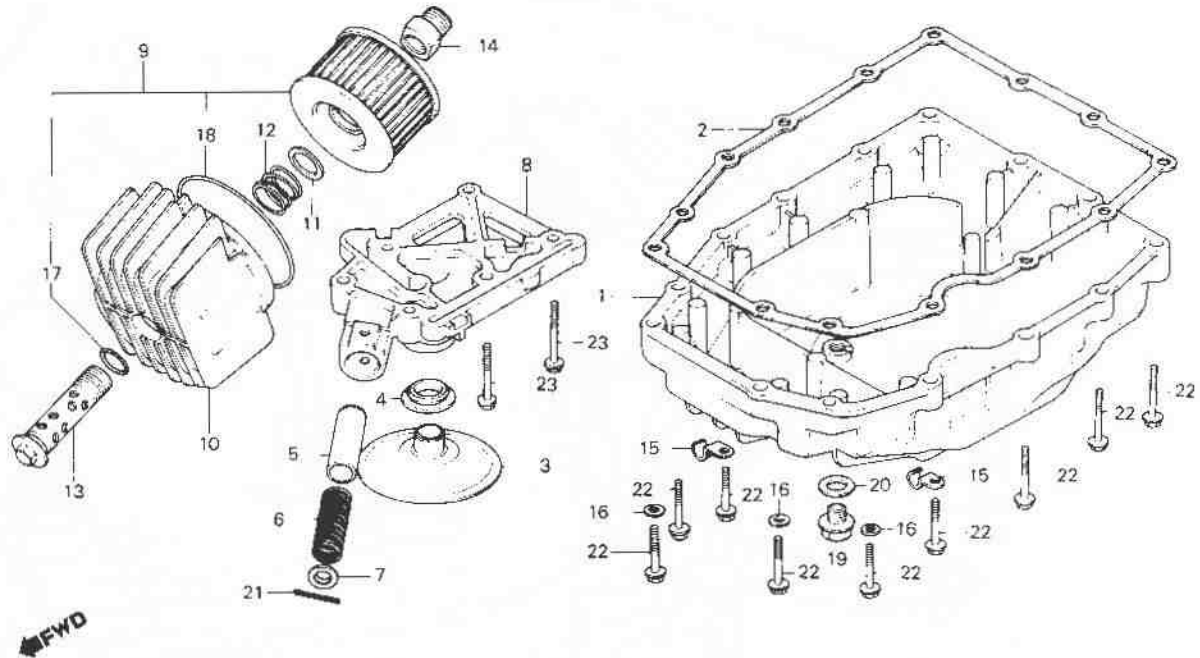
### E-12

Oil filter • Oil pan

Filtre à huile • Carter

Ölfiter • Ölwanne

Filtro de aceite •  
Cárter del aceite



8421 12

Service item	F.R.T.	Ref. No.	Part No.	Description	Reqt. No				Serial No.	Area code
					CB	LZ	KA	Kn		
		23	95700-06032-00	BOLT, FLANGE, 6X32	6	6	6	6		

1980.12.10

E

E6



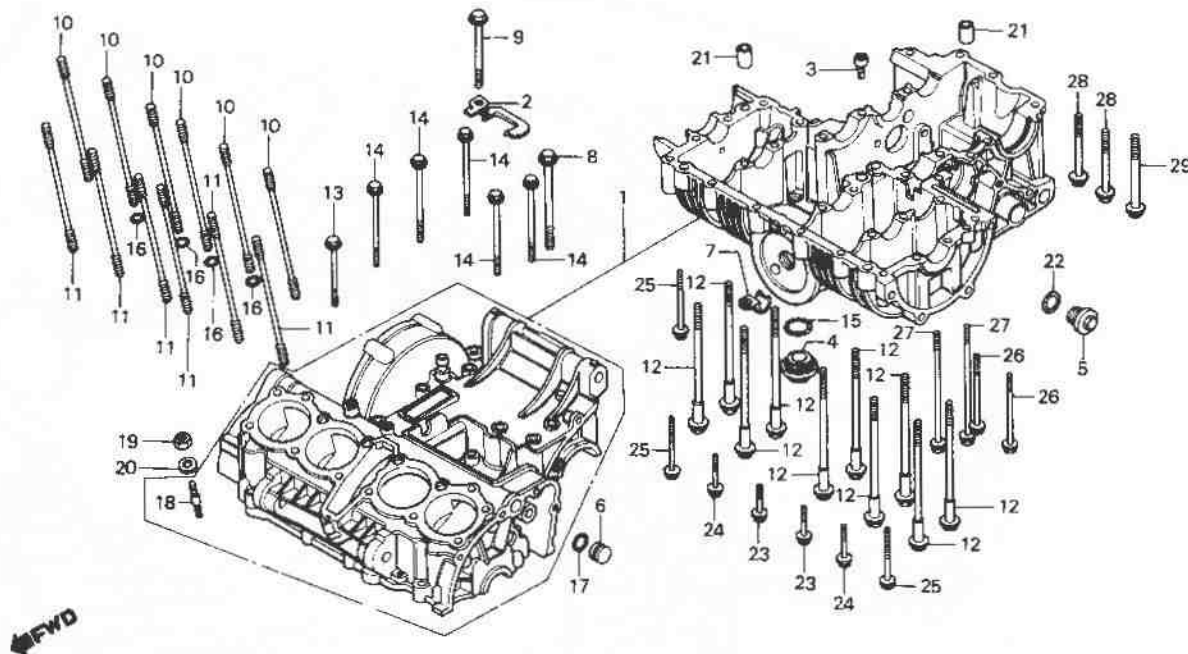
E-13

Crankcase

Carter moteur

Kurbelgehäuse

Cárter de motor



B42b-13

Service Item	F.R.T.	Ref. No.	Part No.	Description	Reqd. No				Serial No.	Area code
					Kz	Lz	Ka	Ke		
CRANKCASE SET BOLT, STUD, 10X224 (ADD 0.1 FOR EACH.)	*8.9	1	11000-425-000	CRANKCASE SET	1				CM	
	*5.1		11000-425-870	CRANKCASE SET	1	1			2021181 DK,DM,E,ED,F,G,SA,U	
			11000-425-010	CRANKCASE SET	1			2021182	3000020 2034312 DK,DM,E,ED,F,G,SA,U	
			11000-425-871	CRANKCASE SET			1		2107268 CM	
			11000-425-030	CRANKCASE SET	1			3000021	2034313 DK,DM,E,ED,F,G,SA,U	
						1		2107269	CM	
						1	1		DK,DM,E,ED,F,G,SA,U, YA	
						1	1		CM	
			2	11618-425-000	PLATE, TUBE GUARD	1	1	1		
				11618-425-870	PLATE, TUBE GUARD	1	1			
			3	11620-425-003	DRIFICE, OIL CONTROL	1	1	1	1	
			4	12361-035-000	CAP, TAPPET ADJUSTING HOLE	1	1	1	1	
			5	15331-300-000	CAP, OIL PATH	1	1	1	1	
				15331-425-870	CAP, OIL PATH		1			
		6	15336-393-000	PLUG, OIL PATH	1	1	1	1		
		7	32921-115-000	CLIP, HIGH TENSION CORD	1	1	1	1		

1980.12.10

E

E7



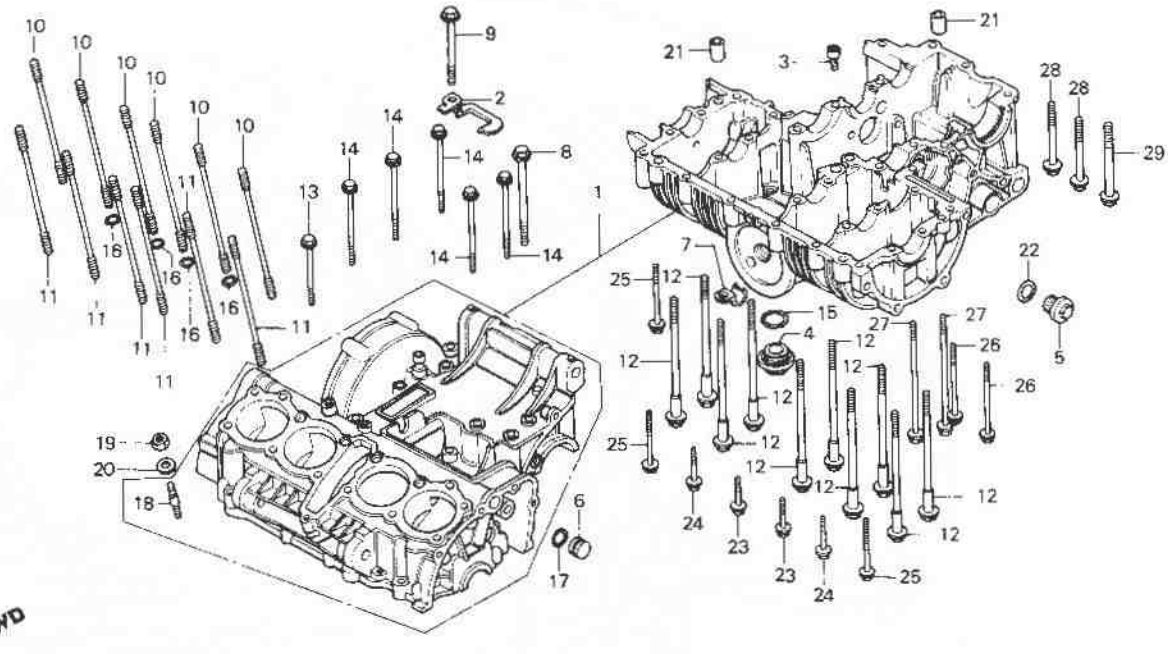
**E-13**

**Crankcase**

**Carter moteur**

**Kurbelgehäuse**

**Cárter de motor**



6425 13

Service item	F.R.T.	Ref. No.	Part No.	Description	Reqd. No.				Serial No.	Area code
					Kz	Lz	KA	KA		
		8	90024-425-000	BOLT, FLANGE, 8X83	1	1	1			
			90024-425-870	BOLT, FLANGE, 8X83		1				
		9	90026-425-870	BOLT, FLANGE, 8X60		1				
			95700-08060-00	BOLT, FLANGE, 8X60	1		1			
		10	90031-425-000	BOLT, STUD, 10X224	12	12				
						12		2123463		
						6		2123464		
							6			
		11	90032-425-000	BOLT, STUD, 10X224			6	2123464		
							6			
		12	90042-393-000	BOLT, UBS, 8X118	10	10	10			
		13	90047-425-870	BOLT, FLANGE, 6X50		1				
			95700-06050-00	BOLT, FLANGE, 6X50	1		1			
		14	90048-425-870	BOLT, FLANGE, 6X80		5				
			95700-06080-00	BOLT, FLANGE, 6X80	5		5			
		15	91302-001-020	O-RING, 30,8MM	1	1	1			
		16	91305-639-000	O-RING, 9,5X3	4	4	4			
		17	91306-329-000	O-RING, 16X1,9	1	1	1			

1980.12.10

E

E8



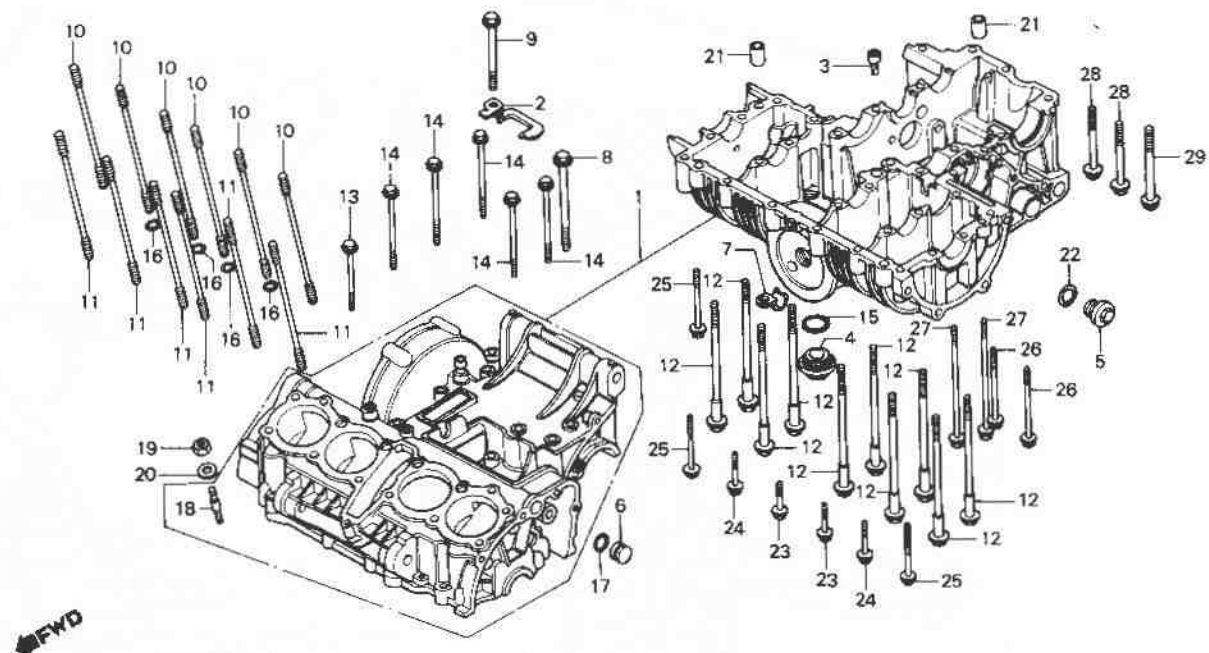
**E-13**

**Crankcase**

**Carter moteur**

**Kurbelgehäuse**

**Cárter de motor**



8425-13

Service item	F.R.T.	Ref. No.	Part No.	Description	Reqd. No.				Serial No.	Area code
					Kz	Lz	KA	Kb		
		18	92700-06035	BOLT, STUD, 6X35	1	1				
			90028-425-000	BOLT, STUD, 6X34			1		2119164	CM,DK,DM,E,ED,F,SA,U
							1		2119165	CM,DK,DM,E,ED,F,SA,U
							1			YA
		19	94001-06000	NUT, HEX., 6MM	1	1	1	1		CM,DK,DM,E,ED,F,SA,U
		20	94101-06000	WASHER, PLAIN, 6MM	1	1	1	1		
		21	94301-10160	PIN A, DOWEL, 10X16	2	2	2	2		
		22	94608-40000	O-RING, 19.4X2.8	1	1	1	1		
		23	95700-06035-00	BOLT, FLANGE, 6X35	2	2	2	2		
		24	95700-06040-00	BOLT, FLANGE, 6X40	2	2	2	2		
		25	95700-06050-00	BOLT, FLANGE, 6X50	3	3	3	3		
		26	95700-06070-00	BOLT, FLANGE, 6X70	2	2	2	2		
		27	95700-06110-00	BOLT, FLANGE, 6X110	2	2	2	2		
		28	95700-08060-00	BOLT, FLANGE, 8X60	2	2	2	2		
		29	95723-10065-00	BOLT, FLANGE, 10X65	1	1	1	1		

1980.12.10

E

E9

**E 10**

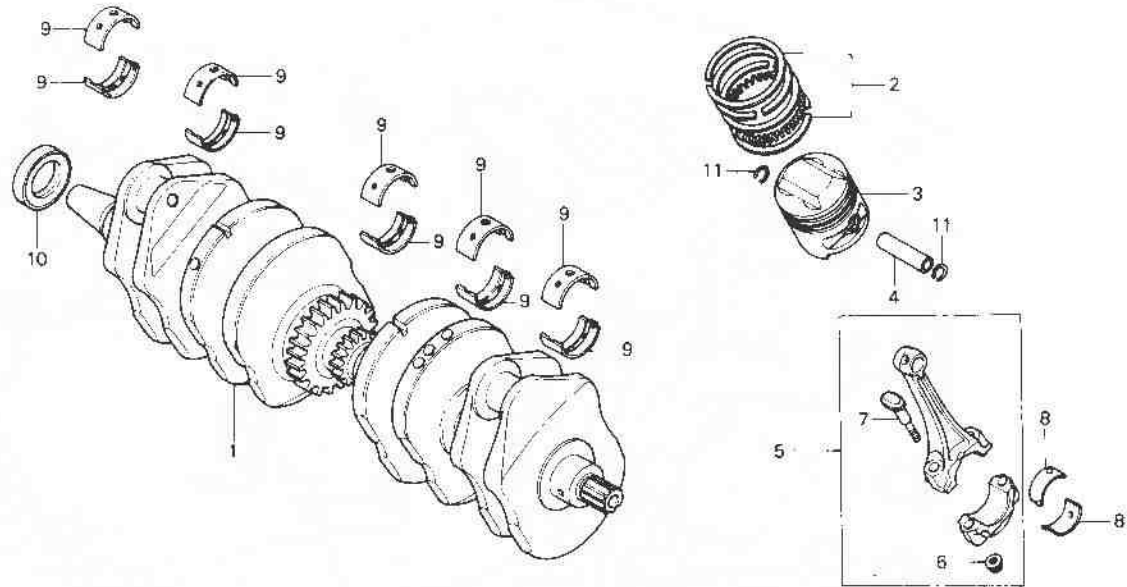
**E-14**

**Crankshaft · Piston**

**Vilebrequin · Piston**

**Kurbelwelle · Kolben**

**Cigüeñal · Pistón**



← FWD

B42b 14

Service item	F.R.T.	Ref. No.	Part No.	Description	Reqd. No. CB750				Serial No.	Area code
					Kz	Lz	Ka	Kb		
CRANKSHAFT COMP.	*8.3	1	13000-425-000	CRANKSHAFT COMP.	1	1	1	1		
RING SET, PISTON	*5.2	2	13011-425-003	RING SET, PISTON (STD. NIPPON)	4	4	4	4		
(ADD 0.2 FOR EACH.)			13011-425-004	RING SET, PISTON (STD. RIKEN)	4	4	4	4		
PISTON			13021-425-003	RING SET, PISTON (0.25 NIPPON)	(4)	(4)	(4)	(4)		
(ADD 0.2 FOR EACH.)			13021-425-004	RING SET, PISTON (0.25 RIKEN)	(4)	(4)	(4)	(4)		
BEARING CONNECTING ROD			13031-425-003	RING SET, PISTON (0.50 NIPPON)	(4)	(4)	(4)	(4)		
(ADD 0.3 FOR EACH.)			13031-425-004	RING SET, PISTON (0.50 RIKEN)	(4)	(4)	(4)	(4)		
ROD COMP. CONNECTING	*7.5		13041-425-003	RING SET, PISTON (0.75 NIPPON)	(4)	(4)	(4)	(4)		
INC. RELATIVE PART			13041-425-004	RING SET, PISTON (0.75 RIKEN)	(4)	(4)	(4)	(4)		
(ADD 0.2 FOR EACH.)			13051-425-003	RING SET, PISTON (1.00 NIPPON)	(4)	(4)	(4)	(4)		
PIN, PISTON	*5.1		13051-425-004	RING SET, PISTON (1.00 RIKEN)	(4)	(4)	(4)	(4)		
BEARING CRANKSHAFT	*7.7									
(ONE DR ALL)										

**E 11**

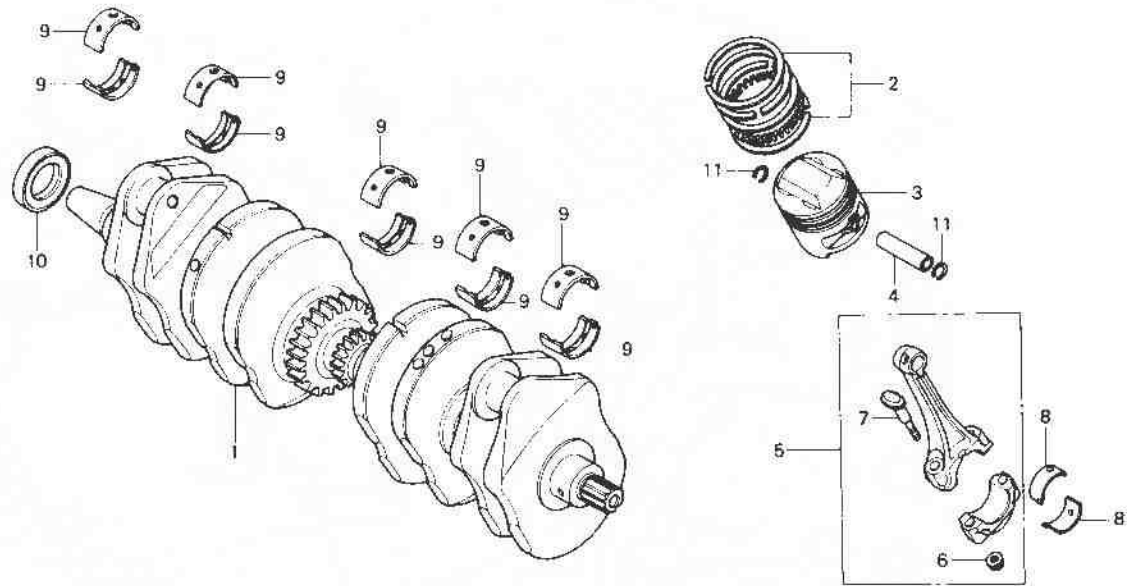
**E-14**

**Crankshaft • Piston**

**Vilebrequin • Piston**

**Kurbelwelle • Kolben**

**Cigüeñal • Pistón**



B425-14

Service item	F.R.T.	Ref. No.	Part No.	Description	Reqd. No				Serial No.	Area code
					C8750	Kz	Lz	KA		
		9	13101-425-000	PISTON (STD.)	4	4	4	4		
			13102-425-000	PISTON (0,25)	(4)	(4)	(4)	(4)		
			13103-425-000	PISTON (0,50)	(4)	(4)	(4)	(4)		
			13104-425-000	PISTON (0,75)	(4)	(4)	(4)	(4)		
			13105-425-000	PISTON (1,00)	(4)	(4)	(4)	(4)		
		4	13111-425-000	PIN, PISTON	4	4	4	4		
		5	13201-425-000	ROD COMP. A, CONNECTING	4	4	4	4		
			13202-425-000	ROD COMP. B, CONNECTING	4	4	4	4		
			13203-425-000	ROD COMP. C, CONNECTING	4	4	4	4		
			13204-425-000	ROD COMP. D, CONNECTING	4	4	4	4		
			13205-425-000	ROD COMP. E, CONNECTING	4	4	4	4		
			13206-425-000	ROD COMP. F, CONNECTING	4	4	4	4		
			13207-425-000	ROD COMP. G, CONNECTING	4	4	4	4		
			13208-425-000	ROD COMP. H, CONNECTING	4	4	4	4		
		6	13205-634-010	NUT, CONNECTING ROD	8	8	8	8		
		7	13213-422-004	BOLT, CONNECTING ROD	8	8	8	8		

1980.12.10

E

E11

**E 12**

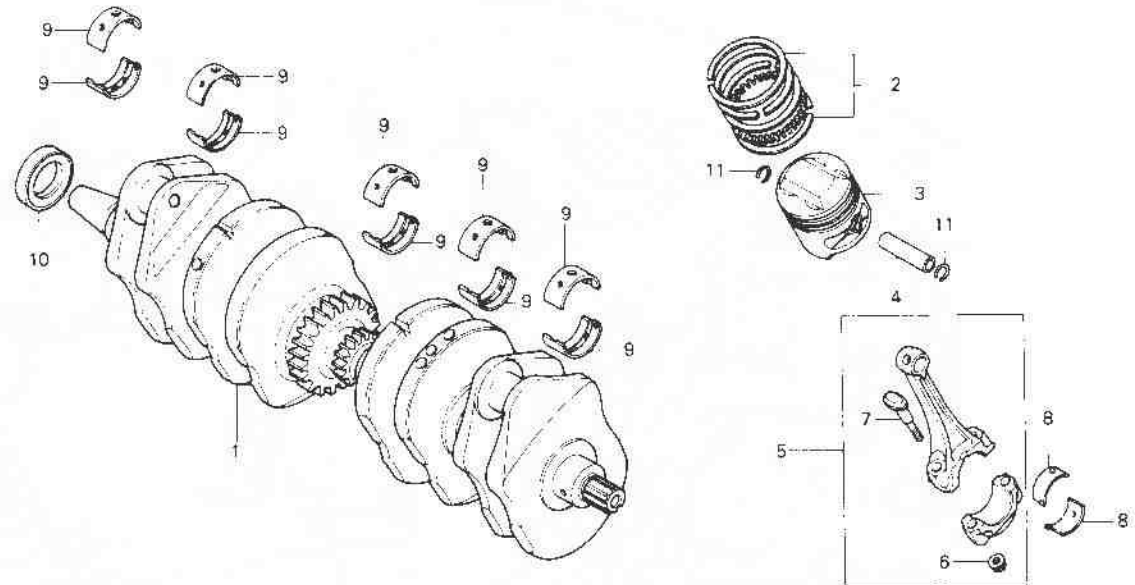
**E-14**

Crankshaft • Piston

Vilebrequin • Piston

Kurbelwelle • Kolben

Cigüeñal • Pistón



3425-14

Service Item	F.R.T.	Ref. No.	Part No.	Description	Reqd. No.				Serial No.	Area code
					CB750	Kz	Lz	Ka		
		8	13214-413-004	BEARING A, CONNECTING ROD (BLUE)(TAIHO)	8	8	8	8		
			13215-413-004	BEARING B, CONNECTING ROD (BLACK)(TAIHO)	8	8	8	8		
			13216-413-004	BEARING C, CONNECTING ROD (BROWN)(TAIHO)	8	8	8	8		
			13217-413-004	BEARING D, CONNECTING ROD (GREEN)(TAIHO)	8	8	8	8		
			13218-413-004	BEARING E, CONNECTING ROD (YELLOW)(TAIHO)	8	8	8	8		
		9	13315-425-003	BEARING A, CRANKSHAFT (BLACK) (DAIDO)	10	10	10	10		
			13316-425-003	BEARING B, CRANKSHAFT (BROWN) (DAIDO)	10	10	10	10		
			13317-425-003	BEARING C, CRANKSHAFT (GREEN) (DAIDO)	10	10	10	10		
			13318-425-003	BEARING D, CRANKSHAFT (YELLOW) (DAIDO)	10	10	10	10		
			13319-425-003	BEARING E, CRANKSHAFT (BLUE) (DAIDO)	10	10	10	10		

1980.12.10

E

E12

**E 13**

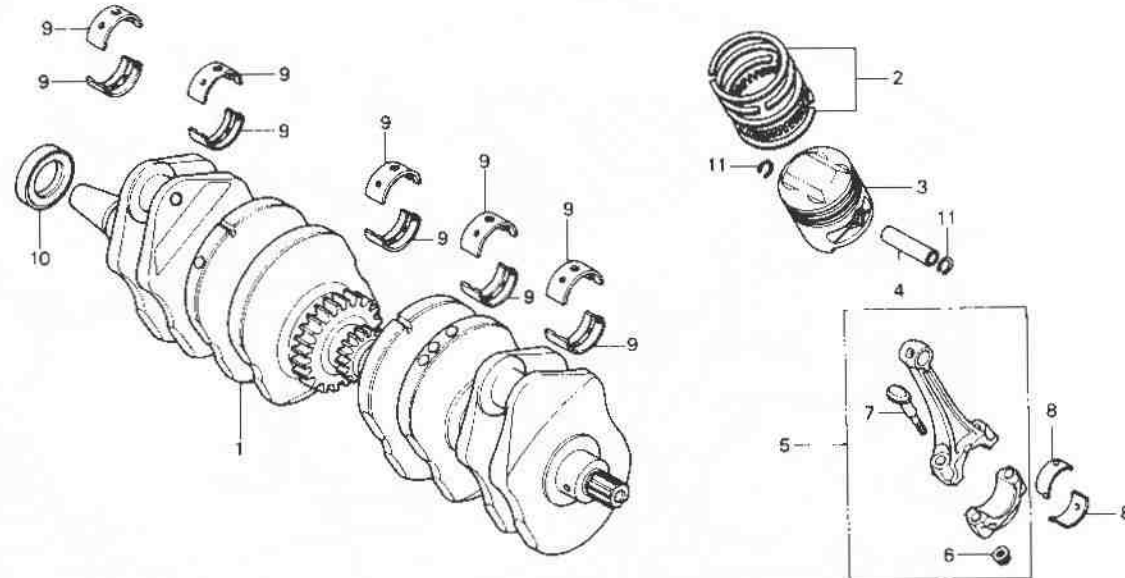
**E-14**

Crankshaft · Piston

Vilebrequin · Piston

Kurbelwelle · Kolben

Cigüeñal · Pistón



B425 14

Service item	F.R.T.	Ref. No.	Part No.	Description	Reqd. No.				Serial No.	Area code
					KZ	LZ	KA	KB		

10	91201-425-003	OIL SEAL, 25X42X8	1	1	1	1
11	94601-15000	CLIP, PISTON PIN, 15MM	8	8	8	8

Crankshaft bearing selection

(Oil clearance 20~45µm)

Crankshaft O.D.		A	B	C
Crankcase I.D. 39ø	36ø	0	-0.008	-0.016
		-0.008	-0.016	-0.025
A	0 +0.008	Yellow	Green	Brown
B	+0.008 +0.016	Green	Brown	Black
C	+0.016 +0.024	Brown	Black	Blue

Connecting rod bearing selection

(Oil clearance 20~45µm)

Crank pin O.D.		1	2	3
Connecting rod I.D. 39ø	36ø	0	-0.008	-0.016
		-0.008	-0.016	-0.025
1	0 +0.008	Yellow	Green	Brown
2	+0.008 +0.016	Green	Brown	Black
3	+0.016 +0.024	Brown	Black	Blue

1980.12.10

E

E13

**E 14**

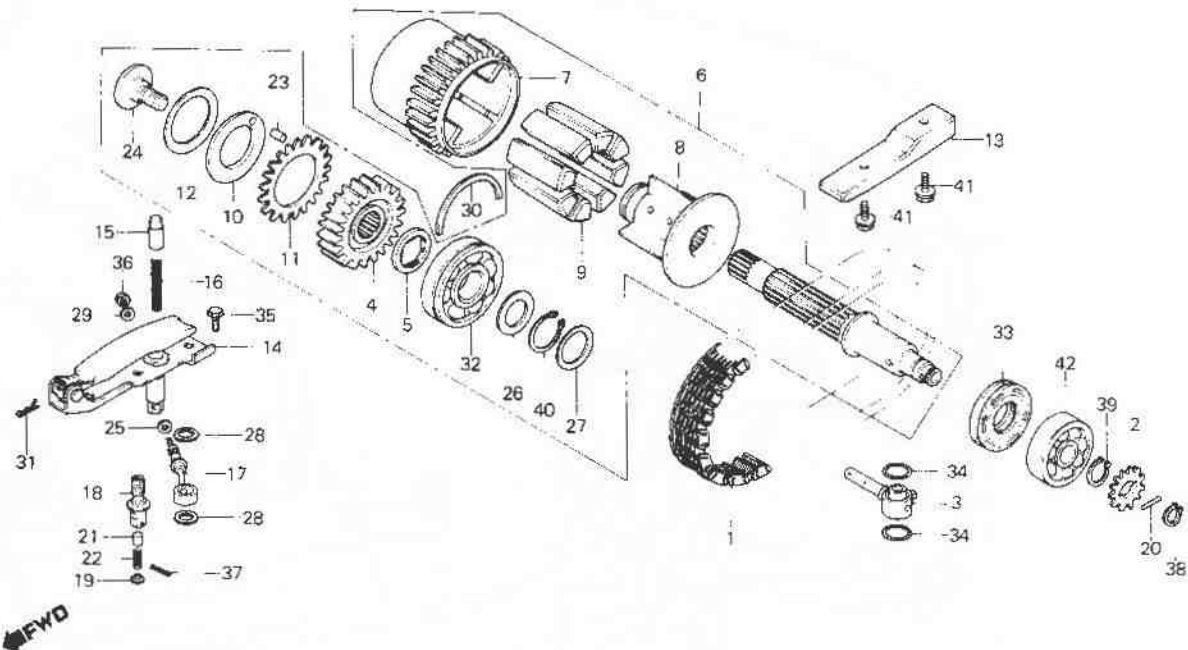
**E-15**

Primary shaft

Arbre primaire

Primärewelle

Eje primario



H425 15

Service item	F.R.T.	Ref. No.	Part No.	Description	Reqd. No				Serial No.	Area code
					Kz	Lz	Ka	Kb		
CHAIN, PRIMARY (50L) (TSUBAKIMOTO)	*7.2	1	13610-393-004	CHAIN, PRIMARY (50L) (TSUBAKIMOTO)	1	1	1	1		
GEAR, OIL PUMP DRIVE (17T)	*4.9	2	15211-425-000	GEAR, OIL PUMP DRIVE (17T)	1	1	1	1		
SHAFT COMP., PRIMARY		3	15710-425-000	NOZZLE, CHAIN OIL FEED	1					
BASE COMP., PRIMARY CHAIN TENSIDNER			15710-438-000	NOZZLE, CHAIN OIL FEED	1	1			2025979 3002672	CK,DM,E,ED,F,G,SA,U
BEARING, BALL, 63/22N (NACHI)	*5.2					1			2025980 3002673	CK,DM,E,ED,F,G,SA,U
SPROCKET, PRIMARY (28T)								1		
HUB, DRIVEN SPROCKET		4	23103-425-300	GEAR, PRIMARY DRIVE (24T)	1	1	1	1		
RUBBER, DAMPER (ONE OR ALL)		5	23105-425-003	COLLAR, PRIMARY DRIVE GEAR	1	1	1	1		
GEAR, PRIMARY DRIVE (24T)	1.2	6	23110-425-000	SHAFT COMP., PRIMARY	1	1	1	1		
INC. RELATIVE PART		7	23112-425-300	SPROCKET, PRIMARY (28T)	1	1	1	1		
		8	23114-425-300	HUB, DRIVEN SPROCKET	1	1	1	1		
		9	23115-425-300	RUBBER, DAMPER	8	8	8	8		
		10	23123-425-300	PLATE, SIDE	1	1	1	1		

1980.12.10

E

E14

**E 15**

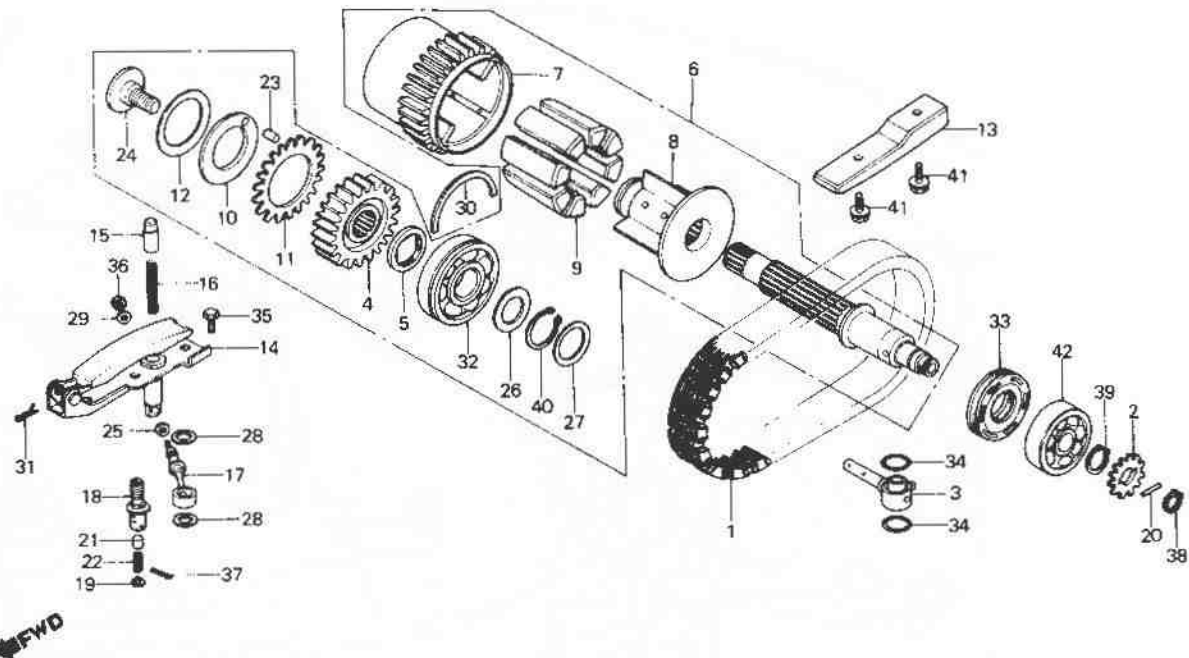
**E-15**

Primary shaft

Arbre primaire

Primärewelle

Eje primario



B425-15

Service item	F.R.T.	Ref. No.	Part No.	Description	Reqd. No.				Serial No.	Area code
					Kz	Lz	Ka	Kb		
BAR ASSY., TENSIONER PUSH	04.8	11	23124-425-300	SUB GEAR, PRIMARY DRIVE (23T)	1	1	1	1		
NOZZLE, CHAIN OIL FEED		12	23125-425-005	SPRING, DISK	1	1	1	1		
BODY COMP., TENSIONER VALVE	0.6	13	23132-425-000	GUIDE, PRIMARY CHAIN UPPER	1	1	1	1		
PIPE COMP., PRIMARY CHAIN TENSIONER	0.7	14	23160-425-000	BASE COMP., PRIMARY CHAIN TENSIONER	1	1	1	1		
		15	23167-422-010	BAR ASSY., TENSIONER PUSH	1	1	1	1		
		16	23168-425-000	SPRING, PRIMARY CHAIN TENSIONER	1	1	1	1		
		17	23175-425-000	PIPE COMP., PRIMARY CHAIN TENSIONER	1	1	1	1		
		18	23180-425-000	BODY COMP., TENSIONER VALVE	1	1	1	1		
		19	23182-425-000	WASHER, STOPPER	1	1	1	1		
		20	24444-300-000	ROLLER, 4X20,6	1	1	1	1		
		21	27611-393-000	VALVE, TORQUE CONVERTER FLUID CHECK	1	1	1	1		

1980.12.10

E

E15

**E 16**

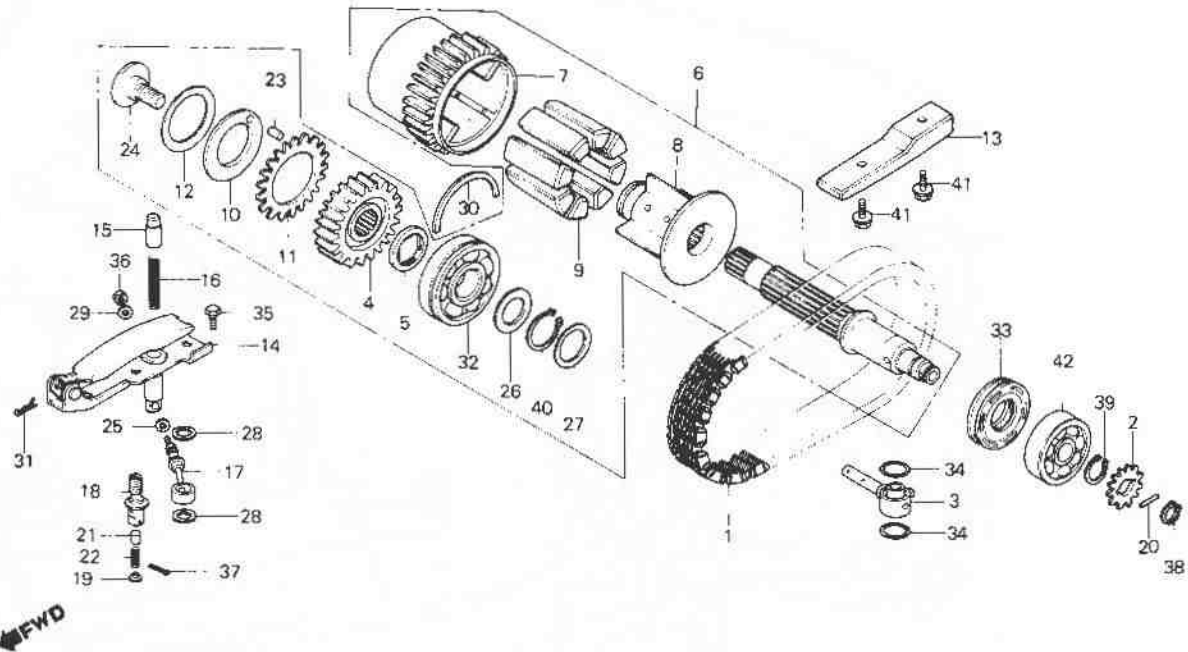
**E-15**

Primary shaft

Arbre primaire

Primärewelle

Eje primario



8425-15

Service item	F.R.T.	Ref. No.	Part No.	Description	Reqd. No. CB750				Serial No.	Area code
					Kz	Lz	Ka	Kb		
		22	27621-393-000	SPRING, TORQUE CONVERTER FLUID VALVE	1	1	1	1		
		23	30905-216-000	PIN, CAMSHAFT, 3X5.2	1	1	1	1		
		24	90013-425-003	BOLT, PRIMARY SHAFT	1	1	1	1		
		25	90416-500-000	WASHER, 8.2MM	1	1	1	1		
		26	90453-704-000	WASHER, THRUST, 22MM	1					CM
					1				2026487	DK,DM,E,ED,F,G,SA,U
			90453-426-000	WASHER, THRUST, 22.5MM	1				2026488	DK,DM,E,ED,F,G,SA,U
					1				3005825	
		27	90475-425-000	WASHER, THRUST, 30MM	1	1	1	1		
		28	90483-700-000	WASHER, 14MM	2	2	2	2		
		29	90488-425-000	WASHER, SEALING, 6MM	1					
			94101-06000	WASHER, PLAIN, 6MM	1				2001017	2001016
		30	90601-393-000	SET RING, 56MM	1	1	1	1		
		31	90731-425-000	PIN, LOCK, 10MM	1	1	1	1		

198C.12.10

E

E16

**F 1**

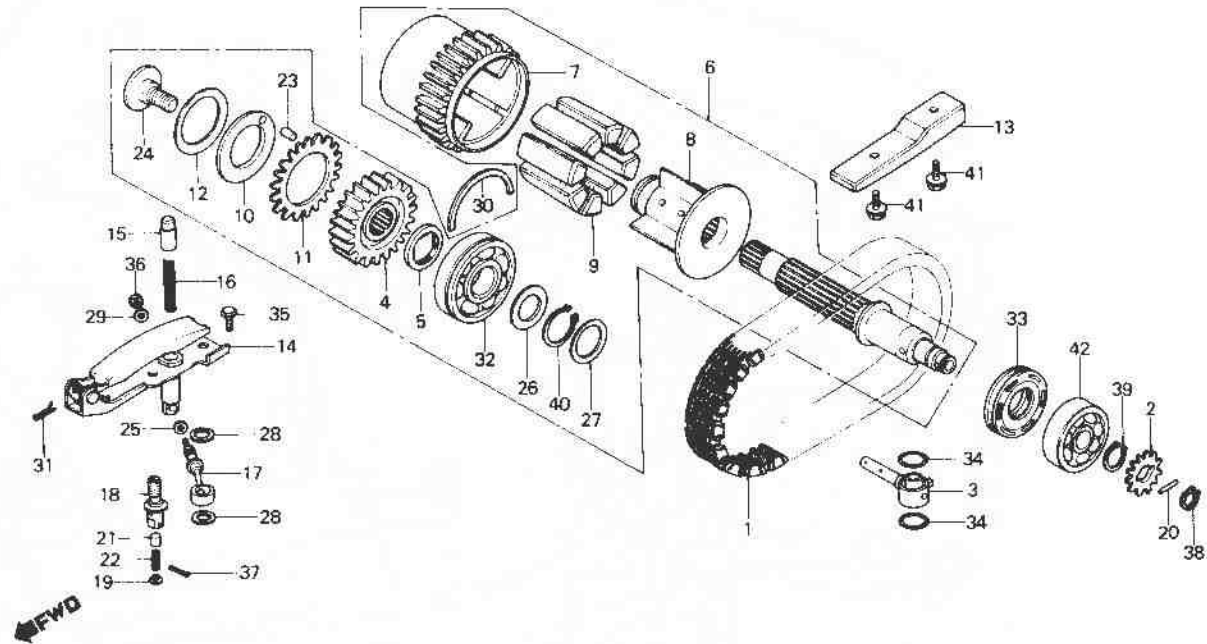
**E-15**

Primary shaft

Arbre primaire

Primärewelle

Eje primario



B425-15

Service item	F.R.T.	Ref. No.	Part No.	Description	Read. No. CB750				Serial No.	Area code
					Kz	Lz	Ka	Kb		
		32	91007-393-003	BEARING, BALL, 63/22N (NACHI)	1	1	1	1		
		33	91257-425-003	OIL SEAL, 25X47X10	1	1				CM
			91257-425-013	OIL SEAL, 25X47X10	1				2027974	DK,DM,E,ED,F,G,SA,U
			91257-425-004	OIL SEAL, 25X47X10	1	1				CM
			91257-425-013	OIL SEAL, 25X47X10	1				2027974	DK,DM,E,ED,F,G,SA,U
			91257-425-013	OIL SEAL, 25X47X10	1				2027975	DK,DM,E,ED,F,G,SA,U
		34	91302-377-000	O-RING, 15X2.5			1	1		
		35	92000-06014	BOLT, HEX., 6X14	2	2	2	2		
		36	94001-06000	NUT, HEX., 6MM	3	3	3	3		
			94050-06000	NUT, FLANGE, 6MM	1					2001016
			94050-06000	NUT, FLANGE, 6MM	1				2001017	
		37	94201-16220	PIN, SPLIT, 1.6X22	1	1	1	1		
		38	94510-17000	CIRCLIP, EXTERNAL, 17	1	1	1	1		
		39	94510-20000	CIRCLIP, EXTERNAL, 20	1	1	1	1		
		40	94510-30000	CIRCLIP, EXTERNAL, 30	1	1	1	1		

1980.12.10

E

F1



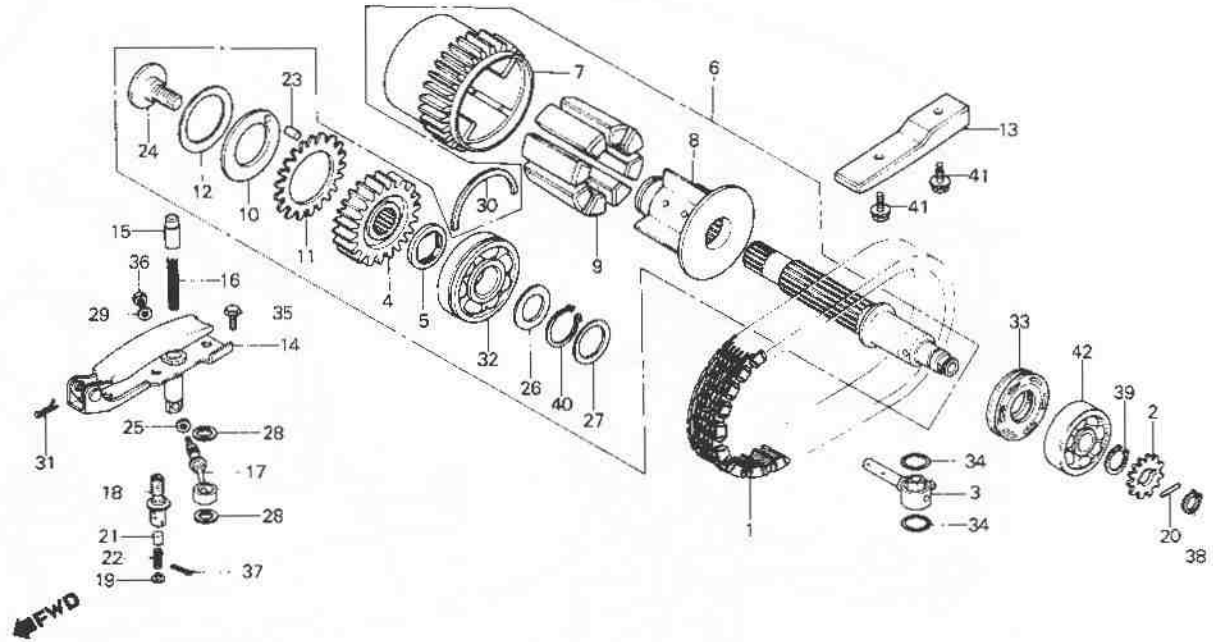
**E-15**

**Primary shaft**

**Arbre primaire**

**Primärewelle**

**Eje primario**



B42h-15

Service item	F.R.T.	Ref. No.	Part No.	Description	Reqd. No.				Serial No.	Area code
					CB750	KA	KB	KL		
		41	95700-06012-00	BOLT, FLANGE, 6X12	2	2	2	2		
		42	96100-62040	BEARING, RADIAL BALL, 6204	1	1	1	1		

1980.12.10

E

F2



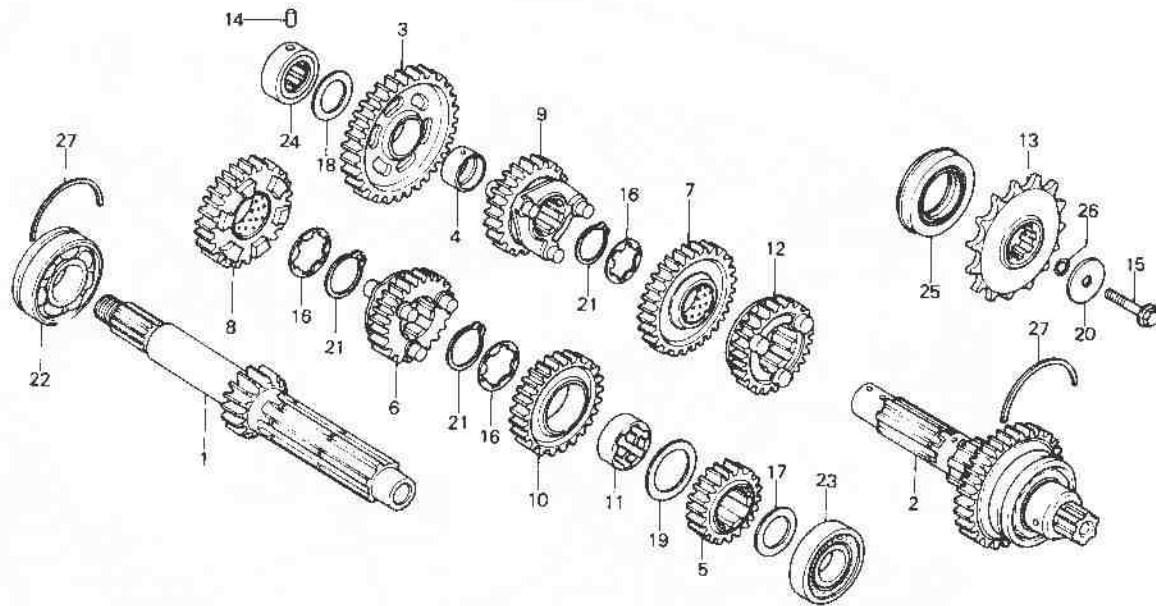
**E-16**

Transmission

Transmission

Getriebe

Transmisión



B425-16

Service item	F.R.T.	Ref. No.	Part No.	Description	Reqd. No. CB750				Serial No.	Area code	
					Kz	Lz	KA	Ka			
MAINSHAFT, TRANSMISSION (15T) INC. RELATIVE PART COUNTERSHAFT COMP., TRANSMISSION (34T) INC. RELATIVE PART (WHEN SERVICING COMP., UNIT, F.R.T. IS 5.3.) SPROCKET, DRIVE (15T)	*5.1	1	23211-425-000	MAINSHAFT, TRANSMISSION (15T)	1	1	1	1	2025672		
		2	23220-425-000	COUNTERSHAFT COMP., TRANSMISSION (34T)	1						
	0.4			23220-425-010	COUNTERSHAFT COMP., TRANSMISSION (34T)	1		1	1	2025673	
		3	23411-425-000	GEAR, COUNTERSHAFT LOW (38T)	1	1	1	1			
		4	23422-425-000	BUSH, COUNTERSHAFT LOW GEAR	1	1	1	1			
		5	23431-425-000	GEAR, MAINSHAFT SECND (19T)	1	1	1	1			
		6	23451-425-000	GEAR, MAINSHAFT THIRD (23T)	1	1					
			23451-438-010	GEAR, MAINSHAFT THIRD (23T)			1		2109967	2109966	CM,DK,DM,E,ED,F,G,SA,U CM,DK,DM,E,ED,F,G,SA,U YA
		7	23461-425-000	GEAR, COUNTERSHAFT THIRD (31T)	1	1	1	1			

1980.12.10

E

F3



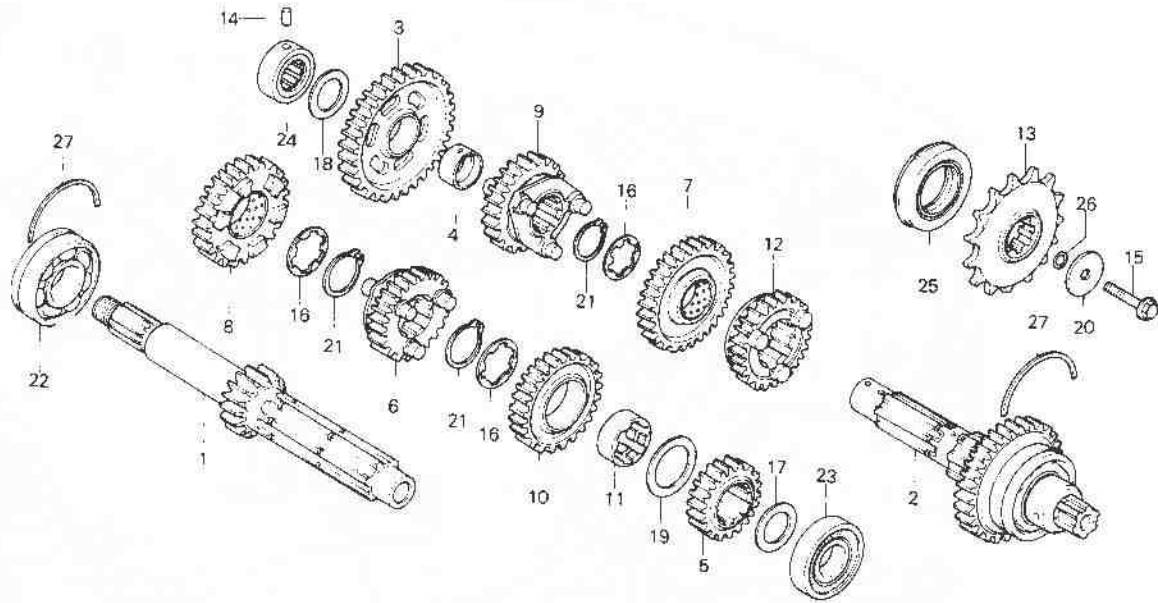
E-16

Transmission

Transmission

Getriebe

Transmisión



←FWD

B425 1/6

Service item	F.R.T.	Ref. No.	Part No.	Description	Reqd. No.				Serial No.	Area code
					C8750	Kz	Lz	KA		
		8	23471-425-000	GEAR, MAINSHAFT FOURTH (25T)	1	1				
			23471-425-010	GEAR, MAINSHAFT FOURTH (25T)			1		2109967	2109966 CM,DK,DM,E,ED,F,G,SA,U CM,DK,DM,E,ED,F,G,SA,U YA
		9	23481-425-000	GEAR, COUNTERSHAFT FOURTH (29T)	1	1	1	1		
		10	23491-425-000	GEAR, MAINSHAFT FIFTH (28T)	1	1				
			23491-425-010	GEAR, MAINSHAFT FIFTH (28T)			1		2109967	2109966 CM,DK,DM,E,ED,F,G,SA,U CM,DK,DM,E,ED,F,G,SA,U YA
		11	23495-422-000	COLLAR, SPLINE, 28X17	1	1	1	1		
		12	23501-425-000	GEAR, COUNTERSHAFT FIFTH (27T)	1	1	1	1		
		13	23801-425-670	SPROCKET, DRIVE (15T)	1	1				
			23801-425-010	SPROCKET, DRIVE (18T)				1		
		14	24261-283-000	PIN, GEARSHIFT FORK GUIDE	1	1	1	1		

1980.12.10

E

F4

**F 5**

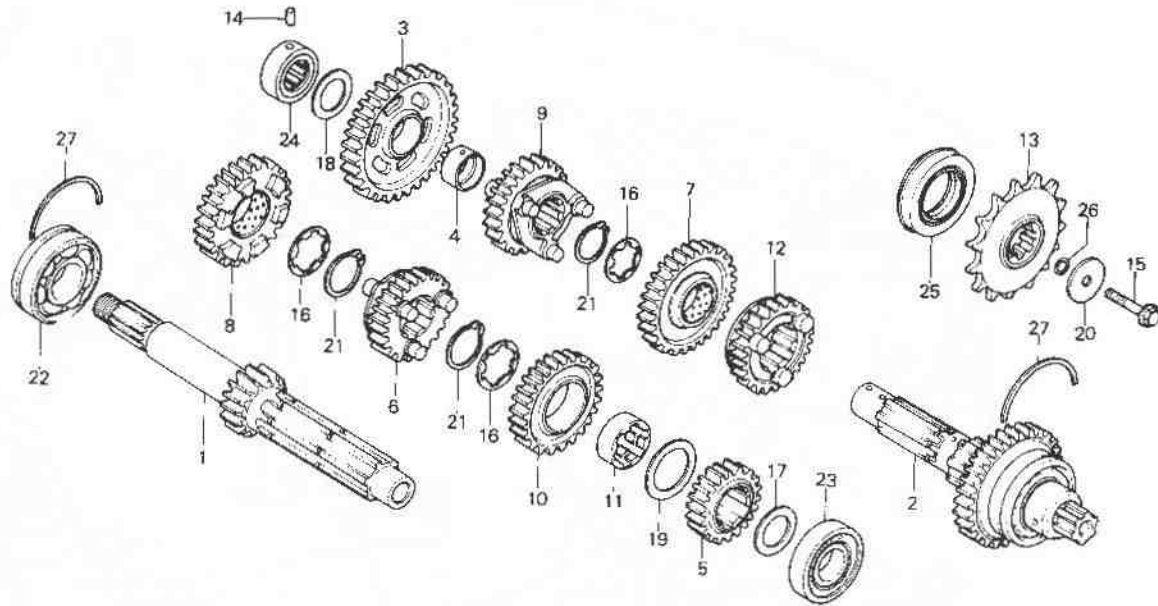
**E-16**

Transmission

Transmission

Getriebe

Transmisión



8425 16

Service item	F.R.T.	Ref. No.	Part No.	Description	Reqd. No				Serial No.	Area code
					Kz	Lz	Ka	Kb		
		15	90037-422-000	BOLT, SPECIAL, 10MM	1	1	1		CM, YA	
			90037-422-003	BOLT, SPECIAL, 10MM	1		1	1	DK, DM, E, ED, F, G, SA, U	
		16	90451-422-000	WASHER, THRUST, 28MM	3	3	3	3	CM	
		17	90453-704-000	WASHER, THRUST, 22MM	1				2026487 3005825	
			90453-426-000	WASHER, THRUST, 22,5MM	1		1		2026488 3005826	
							1	1		
		18	90457-425-000	WASHER, THRUST, 22MM	1	1	1	1		
		19	90457-703-000	WASHER, THRUST, 27MM	1	1	1	1		
		20	90459-422-000	WASHER, 10,2MM	1	1			CM	
			90459-438-000	WASHER, 10,2MM	1				2028769	
							1	1	DK, DM, E, ED, F, G, SA, U	
		21	90601-422-000	CIRCLIP, 28MM	3	3	3	3		
		22	91004-657-003	BEARING, BALL, 6305 (NACHI)	1	1	1	1	2028770	
									DK, DM, E, ED, F, G, SA, U	

1980.12.10

E

F5



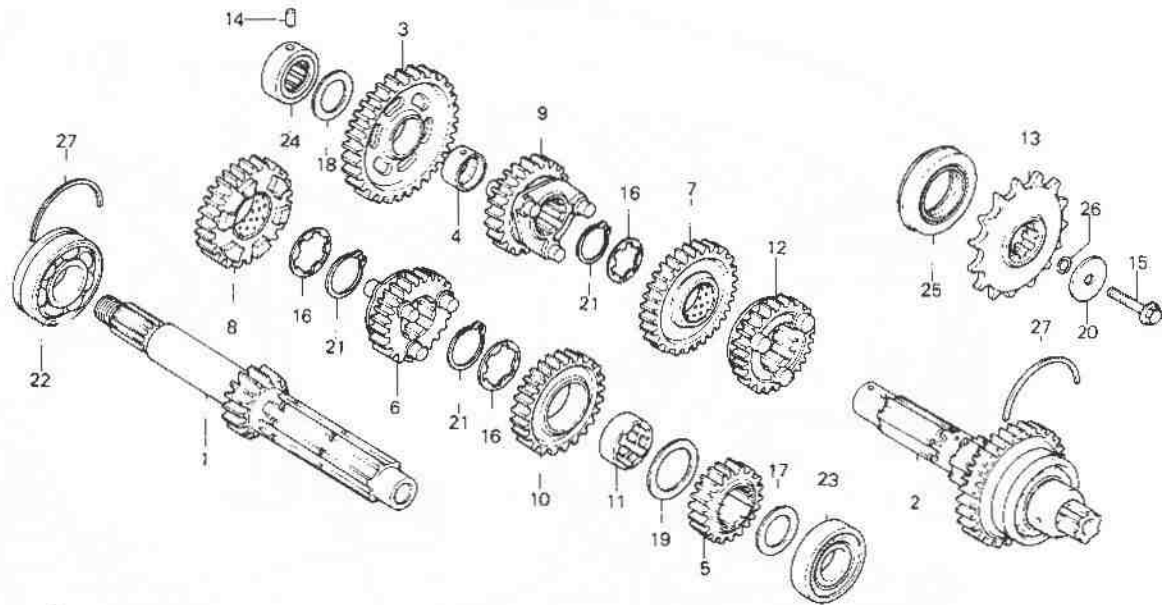
**E-16**

Transmission

Transmission

Getriebe

Transmisión



←FWD

8425 16

Service item	F.R.T.	Ref. No.	Part No.	Description	Reqd. No				Serial No.	Area code
					Kz	Lz	Ka	Kb		
			91004-657-008	BEARING, BALL, 6305 (TOYO)	1	1	1	1		
		23	91005-425-003	BEARING, RADIAL BALL, 63/22U	1	1	1	1		
		24	91022-425-008	BEARING, NEEDLE, 22MM	1					
			91022-438-008	BEARING, NEEDLE, 22MM	1				2027129 3006370	CM DK,DM,E,ED,F,G,SA,U
		25	91205-425-003	OIL SEAL, 40X62X13	1	1	1	1	2027130 3006371	DK,DM,E,ED,F,G,SA,U
		26	91352-526-000	O-RING, 9.8X2.4	1	1	1	1		
		27	95015-26200	SET RING, 620	2	2	2	2		

1980.12.10

E

F6



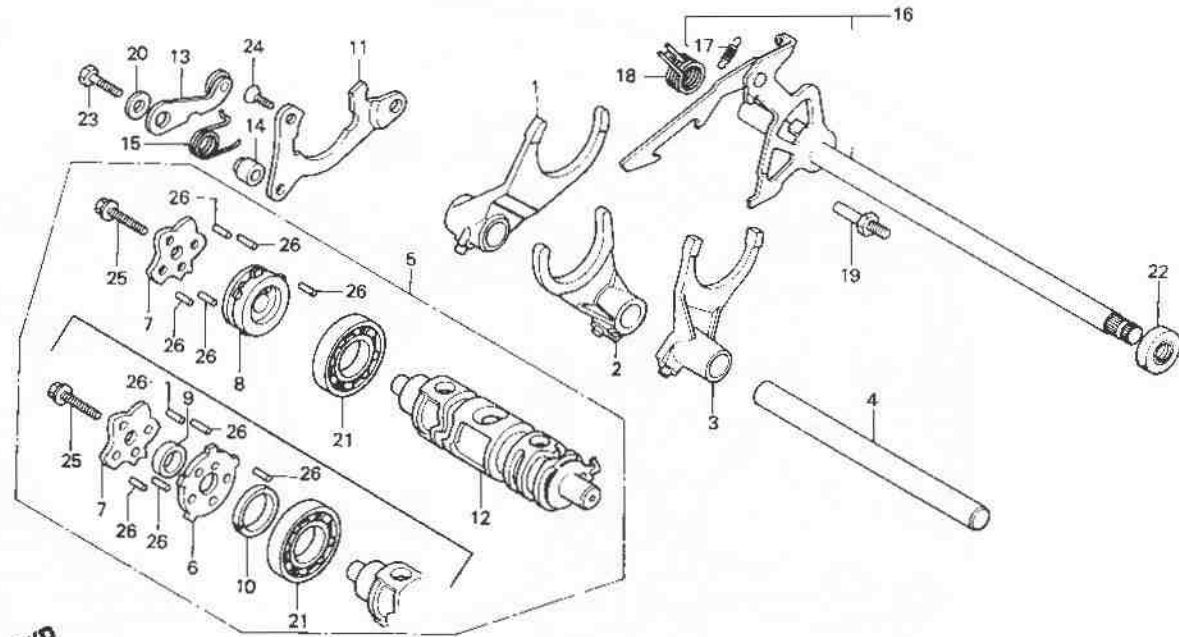
**E-17**

**Gearshift drum**

**Tambour de changement de vitesse**

**Gangschaltwalze**

**Tambor de cambio**



← FWD

B461-45

Service item	F.R.T.	Ref. No.	Part No.	Description	Reqd. No				Serial No.	Area code	
					Kz	Lz	Ka	Kb			
FORK COMP., GEARSHIFT	*5.0	1	24211-425-000	FORK COMP., R. GEARSHIFT	1	1					
DRUM ASSY., GEARSHIFT							1				
PLATE, GEARSHIFT DRUM CENTER	1.0		24211-425-010	FORK COMP., R. GEARSHIFT			1	2126380	2126379	CM,DK,DM,E,ED,F,G,SA,U	
INC. RELATIVE PART							1			YA	
PLATE, GEARSHIFT DRUM SETTING							1				
STOPPER COMP., GEARSHIFT DRUM		2	24221-425-000	FORK COMP., CENTER GEARSHIFT	1	1			2126379	CM,DK,DM,E,ED,F,G,SA,U	
SPINDLE COMP., GEARSHIFT	1.1						1	2126380	2126380	CM,DK,DM,E,ED,F,G,SA,U	
INC. RELATIVE PART							1			YA	
OIL SEAL, 12,5X25X8	1.2						1				
			3	24231-425-000	FORK, L. GEARSHIFT	1	1	1			
			4	24261-425-000	SHAFT, GEARSHIFT FORK	1	1	1			
			5	24300-425-000	DRUM ASSY., GEARSHIFT	1	1				CM
				24300-425-010		1			2033228	DK,DM,E,ED,F,G,SA,U	
				24300-425-010	DRUM ASSY., GEARSHIFT	1			2033229	DK,DM,E,ED,F,G,SA,U	
							1		2127408	CM,DK,DM,E,ED,F,G,SA,U	



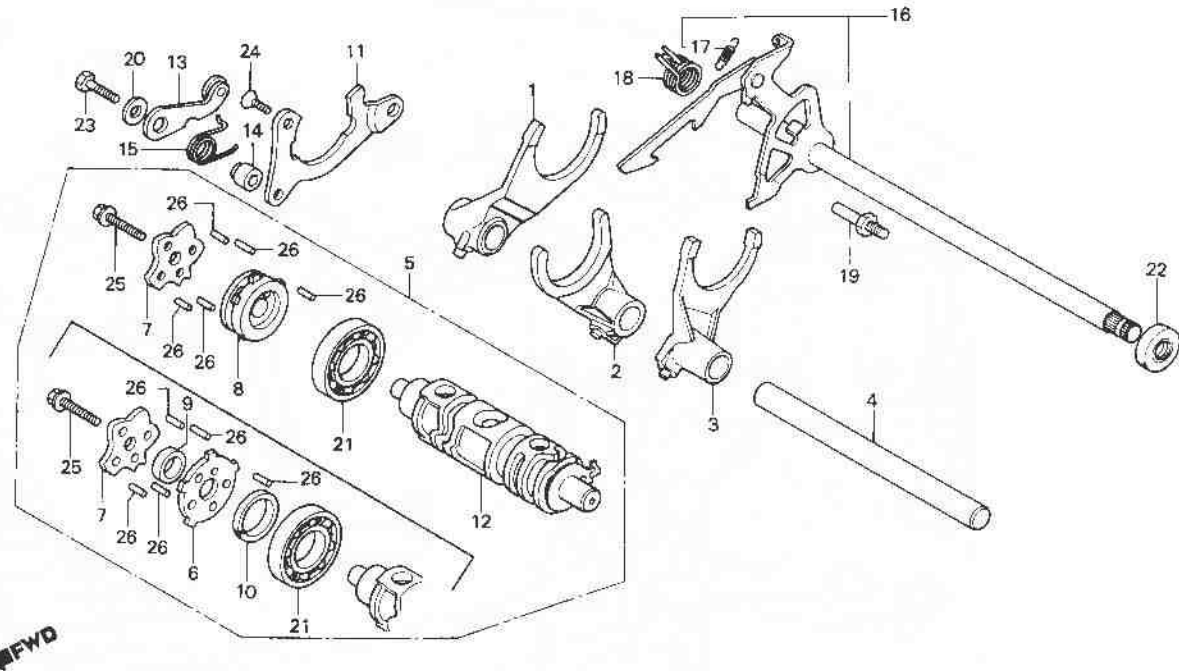
**E-17**

**Gearshift drum**

**Tambour de changement de vitesse**

**Gangschaltwalze**

**Tambor de cambio**



6461-45

Service Item	F.R.T.	Ref. No.	Part No.	Description	Reqd. No.				Serial No.	Area code
					Kz	Lz	Ka	Ke		
			24300-425-030	DRUM ASSY., GEARSHIFT			1		2127409	CM,DK,DM,E,ED,F,G,SA,U YA
							1			
		6	24302-425-300	PLATE, GEARSHIFT DRUM CENTER	1	1				CM
			24302-425-310	PLATE, GEARSHIFT DRUM CENTER	1				2033228	DK,DM,E,ED,F,G,SA,U
			24302-425-310	PLATE, GEARSHIFT DRUM CENTER	1			1	2033229	DK,DM,E,ED,F,G,SA,U
		7	24303-425-300	PLATE, GEARSHIFT DRUM CAM	1	1	1		2127408	CM,DK,DM,E,ED,F,G,SA,U CM
					1				2127408	DK,DM,E,ED,F,G,SA,U
		8	24304-425-300	CENTER, GEARSHIFT DRUM			1		2127409	CM,DK,DM,E,ED,F,G,SA,U CM,DK,DM,E,ED,F,G,SA,U YA
							1			
		9	24305-413-000	COLLAR, GEARSHIFT DRUM CENTER	1	1				
							1		2127408	CM,DK,DM,E,ED,F,G,SA,U
		10	24306-425-300	COLLAR, GEARSHIFT DRUM CENTER	1	1				
							1		2127408	CM,DK,DM,E,ED,F,G,SA,U

1980.12.10

E

F8

**F 9**

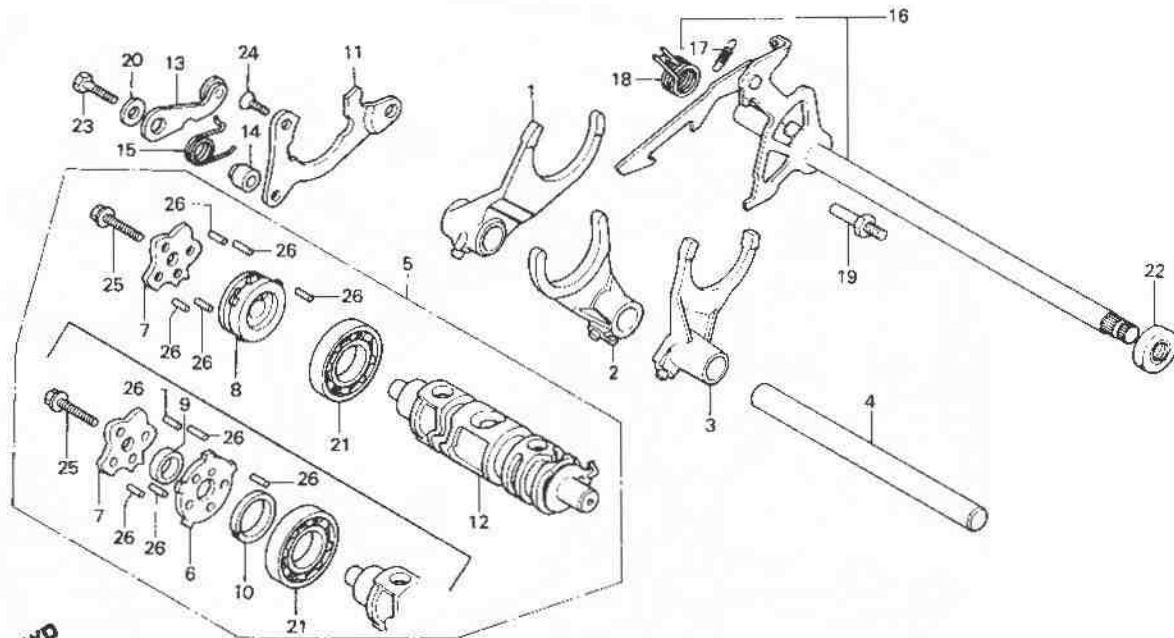
**E-17**

**Gearshift drum**

**Tambour de changement de vitesse**

**Gangschaltwalze**

**Tambor de cambio**



R461-45

Service item	F.R.T.	Ref. No.	Part No.	Description	Reqd. No.				Serial No.	Area code
					Kz	Lz	KA	KB		
		11	24307-425-000	PLATE, GEARSHIFT DRUM SETTING	1	1	1	1		
		12	24310-425-000	DRUM, GEARSHIFT				1		
		13	24430-413-000	STOPPER COMP., GEARSHIFT DRUM	1	1	1	1		
		14	24432-413-000	COLLAR, GEARSHIFT DRUM STOPPER	1	1				
			24432-425-000	COLLAR, GEARSHIFT DRUM STOPPER				1	2127408	CM,DK,DM,E,ED,F,G,SA,U
								1	2127409	CM,DK,DM,E,ED,F,G,SA,U
								1		YA
		15	24435-425-000	SPRING, SHIFT DRUM STOPPER	1	1	1	1		
		16	24610-425-000	SPINDLE COMP., GEARSHIFT	1	1	1	1		
		17	24641-425-000	SPRING, GEARSHIFT ARM	1	1	1	1		
		18	24651-425-000	SPRING, GEARSHIFT RETURN	1	1	1	1		
		19	24652-259-000	PIN, SHIFT RETURN SPRING	1	1				CM
					1				2033949	DK,DM,E,ED,F,G,SA,U
							1		2105673	CM

1980.12.10

E

F9

**F 10**

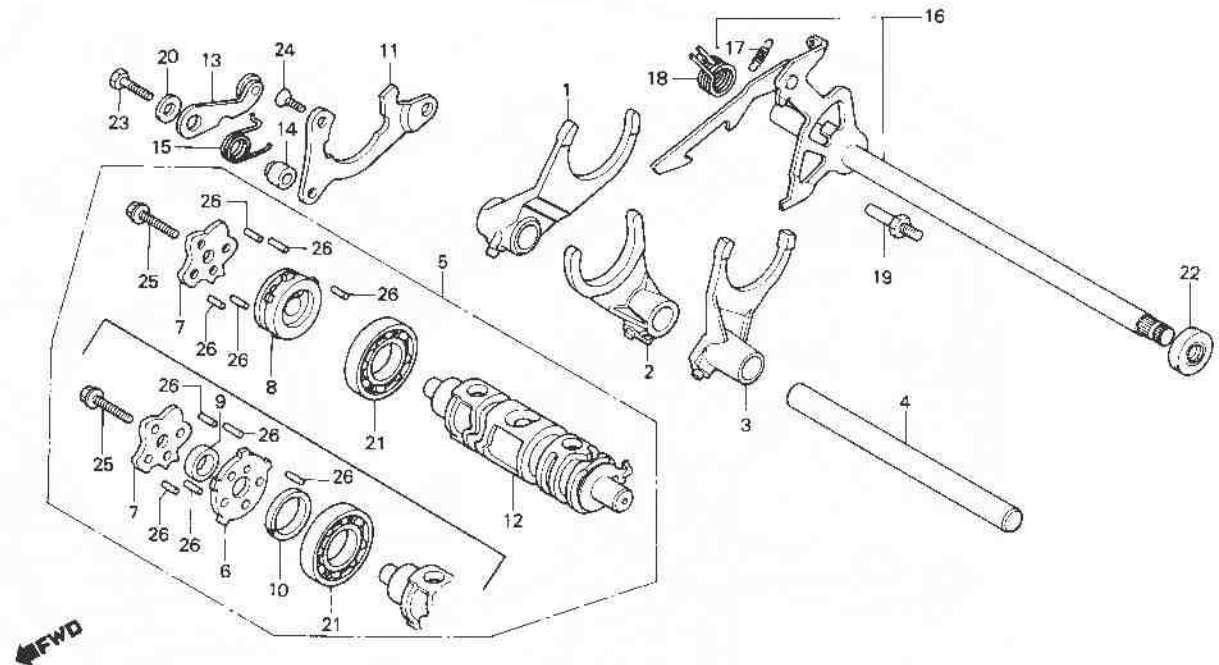
**E-17**

**Gearshift drum**

**Tambour de changement de vitesse**

**Gangschaltwalze**

**Tambor de cambio**



B4E1-45

Service item	F.R.T.	Ref. No.	Part No.	Description	Reqd. No.				Serial No.	Area code
					Kz	Lz	Ka	Kb		
			24652-028-000	PIN, SHIFT RETURN SPRING	1				2033950	DK,OM,E,ED,F,G,SA,U
		20	90486-028-000	WASHER, SPARK ADVANCER SETTING	1	1	1	1		
		21	91008-374-003	BEARING, BALL, 16005 (TOYD)	1	1	1	1		
		22	91204-350-003	OIL SEAL, 12.5X25X8	1	1	1	1		
		23	92000-06028	BOLT, HEX., 6X28	1	1				
			92200-06028	BOLT, HEX., 6X28			1		2127409	2127408 CM,DK,DM,E,ED,F,G,SA,U CM,DK,DM,E,ED,F,G,SA,U YA
		24	93600-06014	SCREW, FLAT, 6X14	1	1	1	1		
		25	95725-06025-00	BOLT, FLANGE, 6X25	1	1	1	1		
		26	96220-40118	ROLLER, 4X11.8	5	5	5	5		

1980.12.10

E

F10

**F 11**

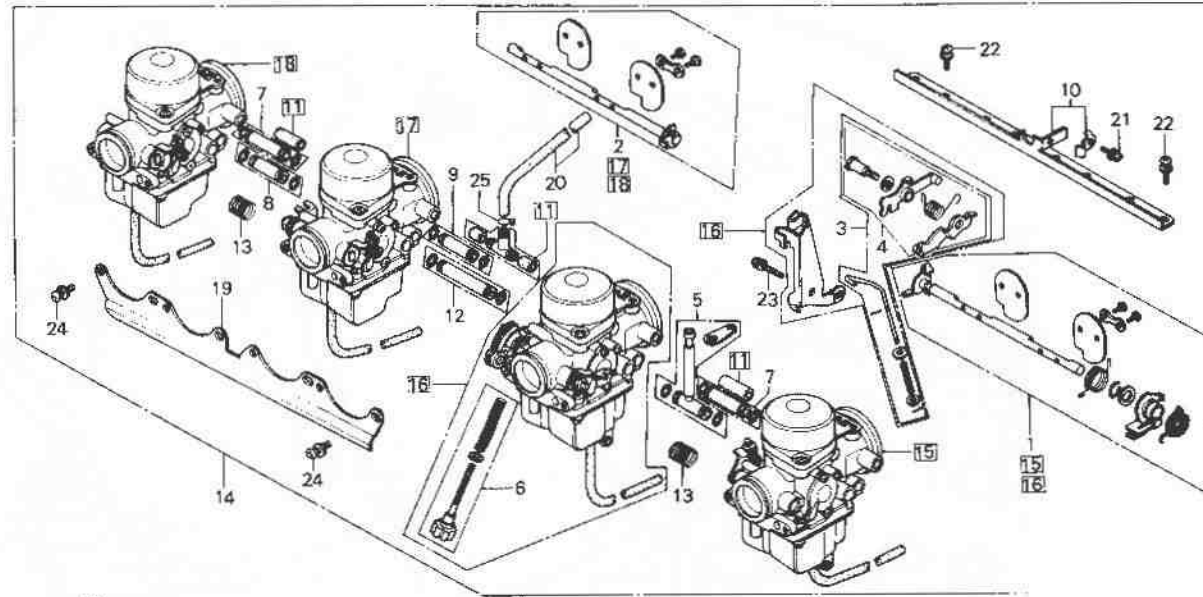
**E-18**

**Carburetor  
(Assy. • Link)**

**Carburateur  
(Ens • Tringlerie)**

**Vergaser  
(Kompl. • Gestänge)**

**Carburador  
(Ens. • Articulación)**



B425-18

Service item	F.R.T.	Ref. No.	Part No.	Description	Reqd. No				Serial No.	Area code
					CB750	Kz	Lz	Ka		
LINK SET CHOKE (ADD 0.2 FOR EACH.)	1.6	1	16017-425-305	LINK SET A, CHOKE	1	1	1	1	CM	DK,DM,E,ED,F,G,SA,U,YA
			16017-425-405	LINK SET A, CHOKE	1	1	1	1		
JOINT SET FUEL (WHEN SERVICING COMP., UNIT, F.R.T. IS 1.8.)	1.2	2	16018-425-305	LINK SET B, CHOKE	1	1	1	1	CM	DK,DM,E,ED,F,G,SA,U,YA
			16018-425-405	LINK SET B, CHOKE	1	1	1	1		
CARBURETOR ASSY. 1 (ADD 0.4 FOR EACH.)	0.8	3	16019-425-671	ROD SET, PUMP	1	1			CM	DK,DM,E,ED,F,G,SA,U
			16019-425-672	ROD SET, PUMP	1	1				
JOINT SET E, FUEL	0.4	4	16020-425-601	ARM SET, LINK	1				VB52A [B]	DK,DM,E,ED,F,G,SA,U
			16020-425-602	ARM SET, LINK			1			
CARBURETOR ASSY. 1 (ADD 0.4 FOR EACH.)	0.8	5	16027-425-671	JOINT SET A, FUEL	1	1	1	1	CM	DK,DM,E,ED,F,G,SA,U
			16027-MA4-671	JOINT SET A, FUEL				1		
PLATE SET, RR. STAY	0.4	6	16028-425-671	SCREW SET B	1	1	1	1	CM	DK,DM,E,ED,F,G,SA,U
			16031-425-671	JOINT SET B, FUEL	2	2	2	2		
			16033-425-671	JOINT SET C, FUEL	1	1	1	1		

1980.12.10

E

F11

**F 12**

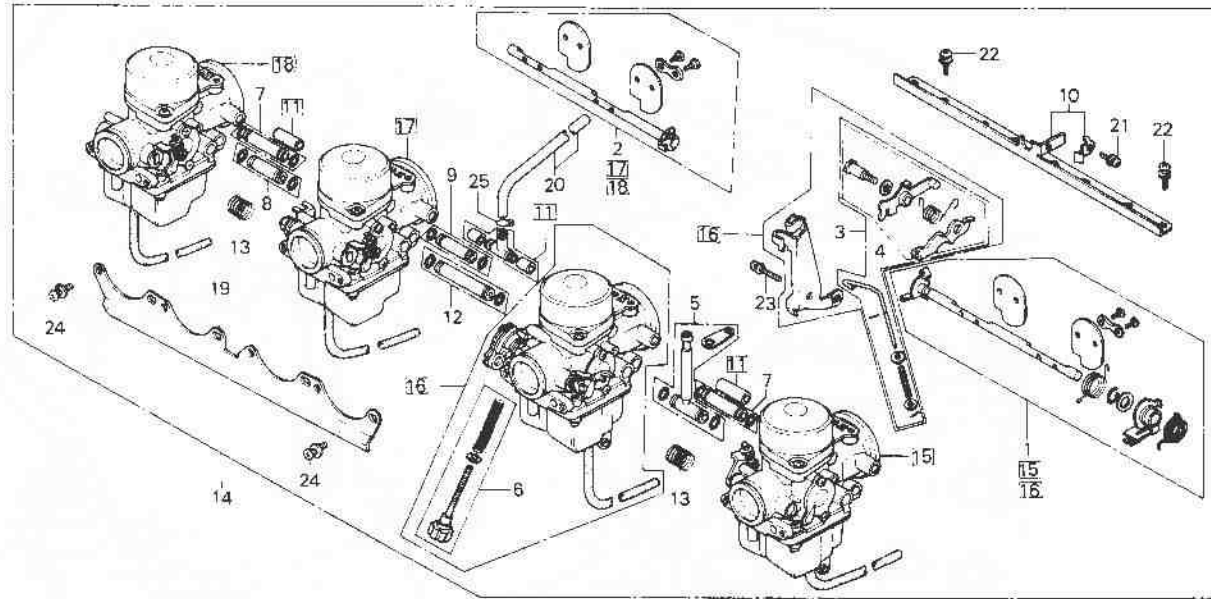
**E-18**

Carburetor  
(Assy. • Link)

Carburateur  
(Ens • Tringlerie)

Vergaser  
(Kompl. • Gestänge)

Carburador  
(Ens. • Articulación)



B425-18

Service item	F.R.T.	Ref. No.	Part No.	Description	Reqd. No.				Serial No.	Area code
					Kz	Lz	KA	KB		
		9	16034-425-671	JOINT SET D, FUEL	1	1	1	1		CM
		10	16035-425-671	PLATE SET, RR. STAY	1	1	1	1		
			16035-425-871	PLATE SET, RR. STAY			1			
		11	16036-425-671	JOINT SET, THREE WAY	1	1	1	1		
		12	16037-425-671	JOINT SET E, FUEL	1	1	1	1		
		13	16051-413-004	SPRING, COMPRESSION COIL	2	2	2	2		
		14	16100-425-602	CARBURETOR ASSY.	1					
			16100-425-671	CARBURETOR ASSY.	1				2111069	DK,DM,E,ED,F,G,SA,U CM
			16100-425-871	CARBURETOR ASSY.		1				
			16100-425-603	CARBURETOR ASSY.			1		2111070	DK,DM,E,ED,F,G,SA,U YA CM
			16100-425-781	CARBURETOR ASSY.			1			CM
			16100-MA4-721	CARBURETOR ASSY.				1		CM
			16100-MA5-601	CARBURETOR ASSY.				1		DK,DM,E,ED,F,G,SA,U
		15	16101-425-305	CARBURETOR ASSY. 1	1					CM
			16101-425-355	CARBURETOR ASSY. 1		1				
			16101-425-415	CARBURETOR ASSY. 1	1					DK,DM,E,ED,F,G,SA,U VB52A A DK,DM,E,ED,F,G,SA,U

1980.12.10

E

F12

**F 13**

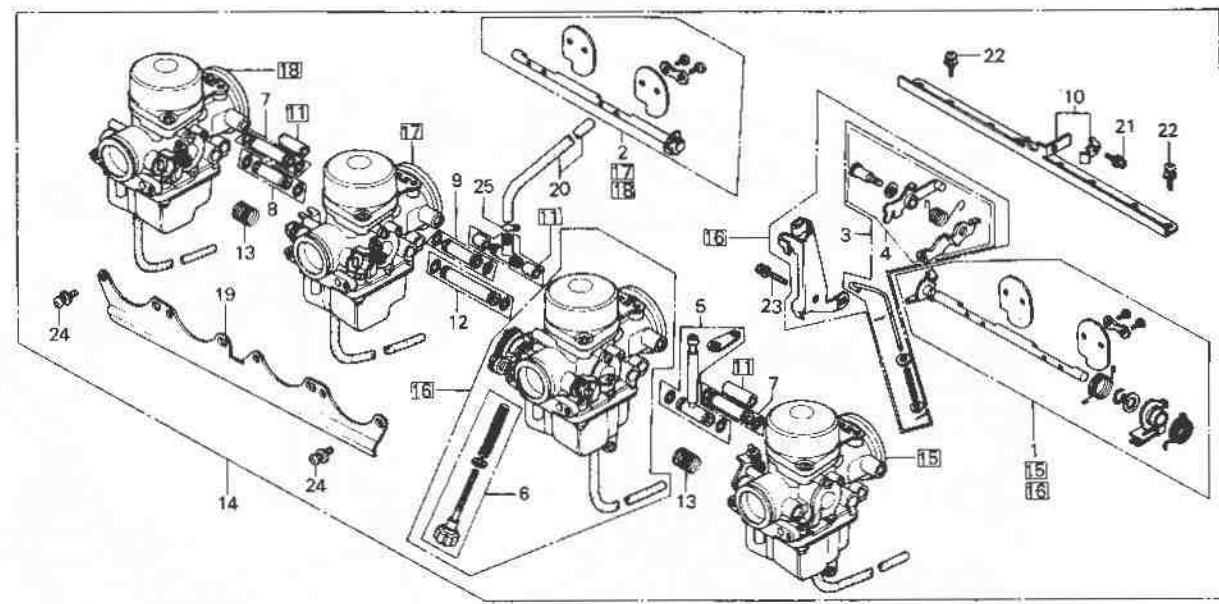
**E-18**

**Carburetor  
(Assy. - Link)**

**Carburateur  
(Ens - Tringlerie)**

**Vergaser  
(Kompl. - Gestänge)**

**Carburador  
(Ens. - Articulación)**



**FWD**

B425-18

Service item	F.R.T.	Ref. No.	Part No.	Description	Reqd. No.				Serial No.	Area code
					Kz	Lz	KA	KA		
			16101-425-425	CARBURETOR ASSY. 1			1		VB52A [B]	DK,DM,E,ED,F,G,SA,U YA CM
			16101-425-485	CARBURETOR ASSY. 1			1			CM
			16101-MA4-405	CARBURETOR ASSY. 1				1		CM
			16101-MA5-305	CARBURETOR ASSY. 1				1		DK,DM,E,ED,F,G,SA,U
		[16]	16102-425-305	CARBURETOR ASSY. 2	1					CM
			16102-425-355	CARBURETOR ASSY. 2		1				
			16102-425-415	CARBURETOR ASSY. 2	1					DK,DM,E,ED,F,G,SA,U
			16102-425-425	CARBURETOR ASSY. 2			1		VB52A [B]	DK,DM,E,ED,F,G,SA,U
			16102-425-485	CARBURETOR ASSY. 2			1			DK,DM,E,ED,F,G,SA,U
			16102-MA4-405	CARBURETOR ASSY. 2			1			YA CM
			16102-MA5-305	CARBURETOR ASSY. 2				1		CM
		[17]	16103-425-305	CARBURETOR ASSY. 3	1					DK,DM,E,ED,F,G,SA,U
			16103-425-355	CARBURETOR ASSY. 3			1			CM
			16103-425-415	CARBURETOR ASSY. 3	1					DK,DM,E,ED,F,G,SA,U
							1		VB52A [A]	DK,DM,E,ED,F,G,SA,U

1980.12.10

E

F13

**F 14**

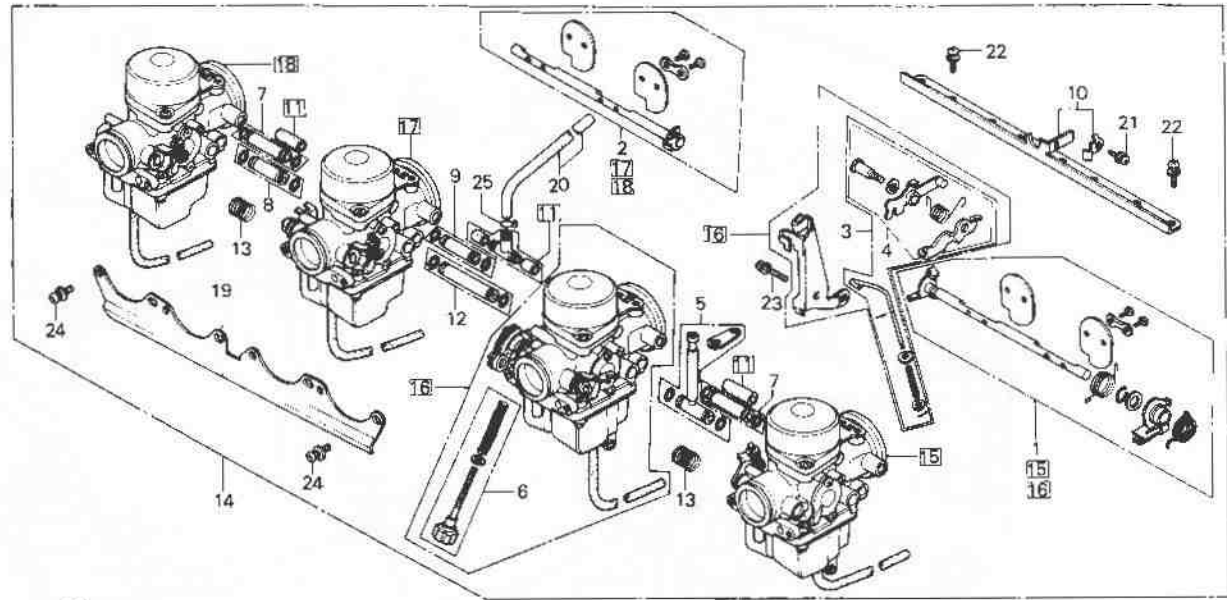
**E-18**

**Carburetor  
(Assy. • Link)**

**Carburateur  
(Ens • Tringlerie)**

**Vergaser  
(Kompl. • Gestänge)**

**Carburador  
(Ens. • Articulación)**



8425-3

Service item	F.R.T.	Ref. No.	Part No.	Description	Read. No. CB750				Serial No.	Area code
					Kz	Lz	Ka	Kb		
			16103-425-425	CARBURETOR ASSY. 3			1		VB52A [B]	DK,DM,E,ED,F,G,SA,U YA CM
			16103-425-485	CARBURETOR ASSY. 3			1			CM
			16103-MA4-405	CARBURETOR ASSY. 3				1		CM
			16103-MA5-305	CARBURETOR ASSY. 3				1		DK,DM,E,ED,F,G,SA,U
		[18]	16104-425-305	CARBURETOR ASSY. 4	1					CM
			16104-425-355	CARBURETOR ASSY. 4		1				
			16104-425-415	CARBURETOR ASSY. 4	1					
			16104-425-425	CARBURETOR ASSY. 4			1		VB52A [B]	DK,DM,E,ED,F,G,SA,U YA CM
			16104-425-485	CARBURETOR ASSY. 4			1			CM
			16104-MA4-405	CARBURETOR ASSY. 4				1		CM
			16104-MA5-305	CARBURETOR ASSY. 4				1		DK,DM,E,ED,F,G,SA,U
	19		16119-425-671	PLATE, STAY	1				VB52A [A]	DK,DM,E,ED,F,G,SA,U
			16119-425-871	PLATE, STAY		1				DK,DM,E,ED,F,G,SA,U
			16119-425-672	PLATE, STAY			1	1	VB52A [B]	CM, YA DK,DM,E,ED,F,G,SA,U
			20 16199-425-671	TUBE, FUEL	1	1	1	1		DK,DM,E,ED,F,G,SA,U

1980.12.10

E

F14

**F 15**

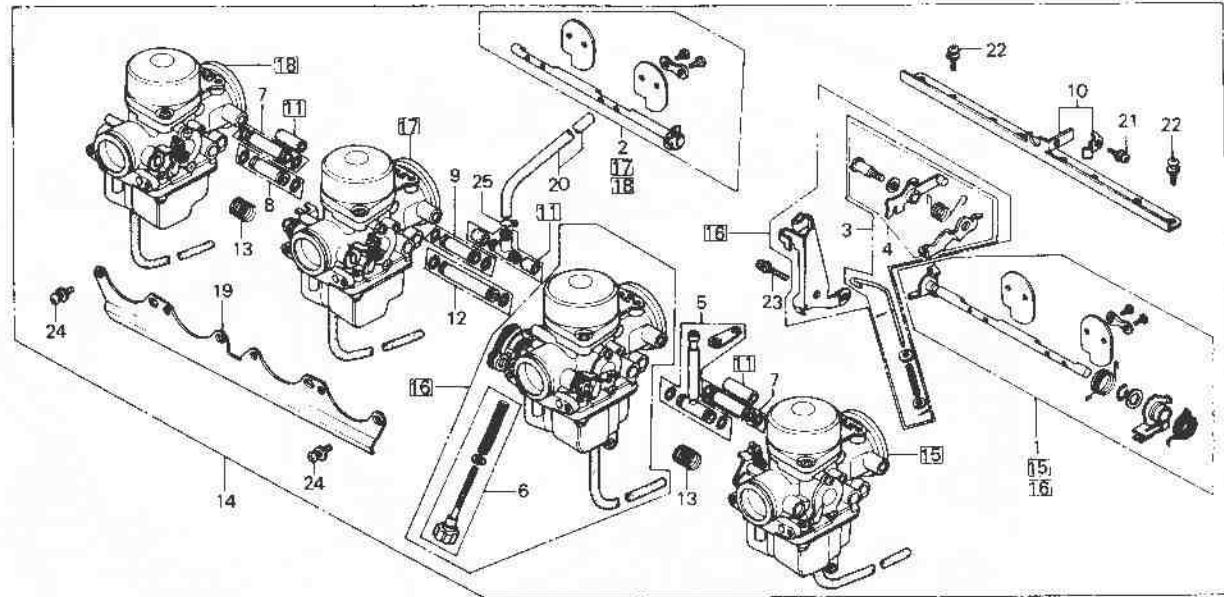
**E-18**

**Carburetor  
(Assy. • Link)**

**Carburateur  
(Ens • Tringlerie)**

**Vergaser  
(Kompl. • Gestänge)**

**Carburador  
(Ens. • Articulación)**



B425-18

Service item	F.R.T.	Ref. No.	Part No.	Description	Reqd. No.				Serial No.	Area code
					Kz	Lz	Ka	Kb		
		21	16085-425-871	SCREW-WASHER, 4X12		1				
			93892-04012-00	SCREW-WASHER, 4X12	1		1	1		
		22	93892-05012-00	SCREW-WASHER, 5X12	8		8	8		
			16087-425-871	SCREW-WASHER, 5X12		8				
		23	93892-05016-00	SCREW-WASHER, 5X16	1		1	1		
			16088-425-871	SCREW-WASHER, 5X16		1				
		24	93892-06016-00	SCREW-WASHER, 6X16	8					CM
			16089-425-871	SCREW-WASHER, 6X16		8		8		DK, DM, E, ED, F, G, SA, U, YA
			93892-06014-00	SCREW-WASHER, 6X14			8	8		CM
		25	95002-02080	CLIP B8, TUBE	1	1	1	1		

1980.12.10

E

F15

**F 16**

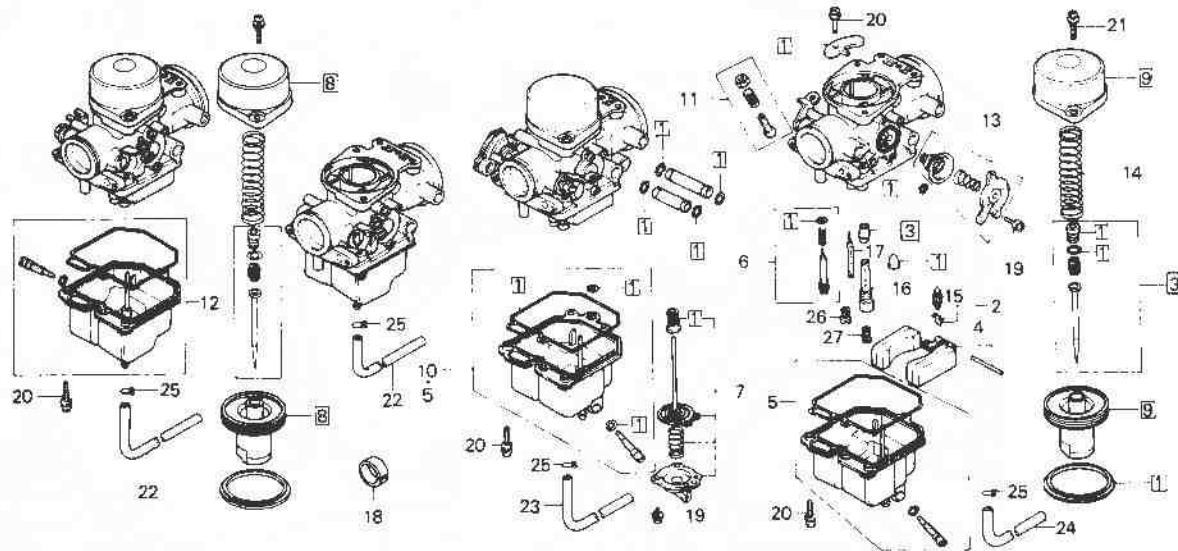
**E-18-1**

**Carburetor  
(Component parts)**

**Carburateur  
(Pièces composantes)**

**Vergaser  
(Einzelteil)**

**Carburador  
(Piezas componentes)**



←FWD

B425 117

Service item	F.R.T.	Ref. No.	Part No.	Description	Reqd. No				Serial No.	Area code
					K2	L7	KA	K8		
PACKING SET (ADD 0.4 FOR EACH.)	2.0	1	16010-425-601	PACKING SET	4	4	4	4	DK,DM,E,ED,F,G,SA,U,YA	
VALVE SET, FLOAT (ADD 0.2 FOR EACH.)	1.1	2	16010-425-671	PACKING SET	4	4	4	4	CM	
FLOAT SET (ADD 0.2 FOR EACH.)	1.0	3	16011-382-004	VALVE SET, FLOAT	4	4	4	4	VB52A [A] DK,DM,E,ED,F,G,SA,U DK,DM,E,ED,F,G,SA,U,YA	
NEEDLE SET, JET (ADD 0.2 FOR EACH.)	1.0	4	16012-425-601	NEEDLE SET, JET	4	4	4	4	CM	
NEEDLE SET, JET (ADD 0.2 FOR EACH.)	1.0	4	16012-425-671	NEEDLE SET, JET	4	4	4	4	CM	
CHAMBER SET, FLOAT (L. SIDE 0.3.)	0.2		16013-679-005	FLOAT SET	4	4			VB52A [A] DK,DM,E,ED,F,G,SA,U CM, YA	
PISTON SET, VACUUM	0.3		16013-413-751	FLOAT SET			4	4	VB52A [B] DK,DM,E,ED,F,G,SA,U DK,DM,E,ED,F,G,SA,U	
DIAPHRAGM SET, PUMP	0.1	5	16015-413-004	CHAMBER SET, FLDAT	1	1	1	1	CM	
VALVE SET, AIR CUT	0.5		16015-425-871	CHAMBER SET A, FLDAT	2	2	2	2	DK,DM,E,ED,F,G,SA,L, YA	
JET, MAIN (ADD 0.2 FOR EACH.)	0.5	6	16016-385-681	SCREW SET A			4	4	CM	
			16016-410-601	SCREW SET A			4	4	CM	
		7	16021-679-005	DIAPHRAGM SET, PUMP	1	1	1	1	DK,DM,E,ED,F,G,SA,U, YA CM	

1980.12.10

E

F16



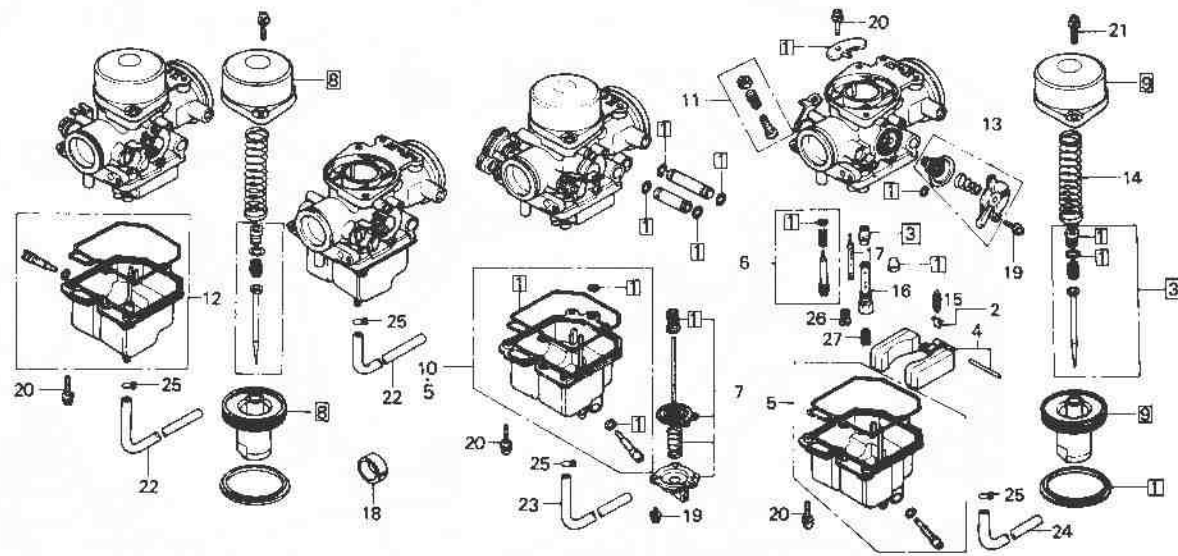
# E-18-1

Carburetor  
(Component parts)

Carburateur  
(Pièces composantes)

Vergaser  
(Einzelteil)

Carburador  
(Piezas componentes)



←FWD

B425-117

Service item	F.R.T.	Ref. No.	Part No.	Description	Reqd. No. CB750				Serial No.	Area code
					Kz	Lz	KA	KB		
		8	16022-413-014	PISTON SET, VACUUM	2				VB52A [A]	DK,DM,E,ED,F,G,SA,U
			16022-425-871	PISTON SET, VACUUM	2					CM, YA
			16044-425-771	PISTON SET, VACUUM		2	2		VB52A [B]	DK,DM,E,ED,F,G,SA,U
							2			DK,DM,E,ED,F,G,SA,U
		9	16022-425-871	PISTON SET, VACUUM			2			
			16022-413-014	PISTON SET, VACUUM	2					
							2		VB52A [A]	DK,DM,E,ED,F,G,SA,U
			16022-413-891	PISTON SET, VACUUM			2	2	VB52A [B]	CM, YA
							2			DK,DM,E,ED,F,G,SA,U
							2			DK,DM,E,ED,F,G,SA,U
		10	16023-425-671	CHAMBER SET B, FLOAT	1		1	1		CM
			16023-425-871	CHAMBER SET B, FLOAT		1				
		11	16029-413-004	SCREW SET C	3	3	3	3		
		12	16045-425-671	CHAMBER SET C, FLOAT	2		2	2		
			16045-425-871	CHAMBER SET C, FLOAT			2			
		13	16048-425-671	VALVE SET, AIR CUT	4		4			
								4	VB52A [A]	DK,DM,E,ED,F,G,SA,U

1980.12.10

E

G1



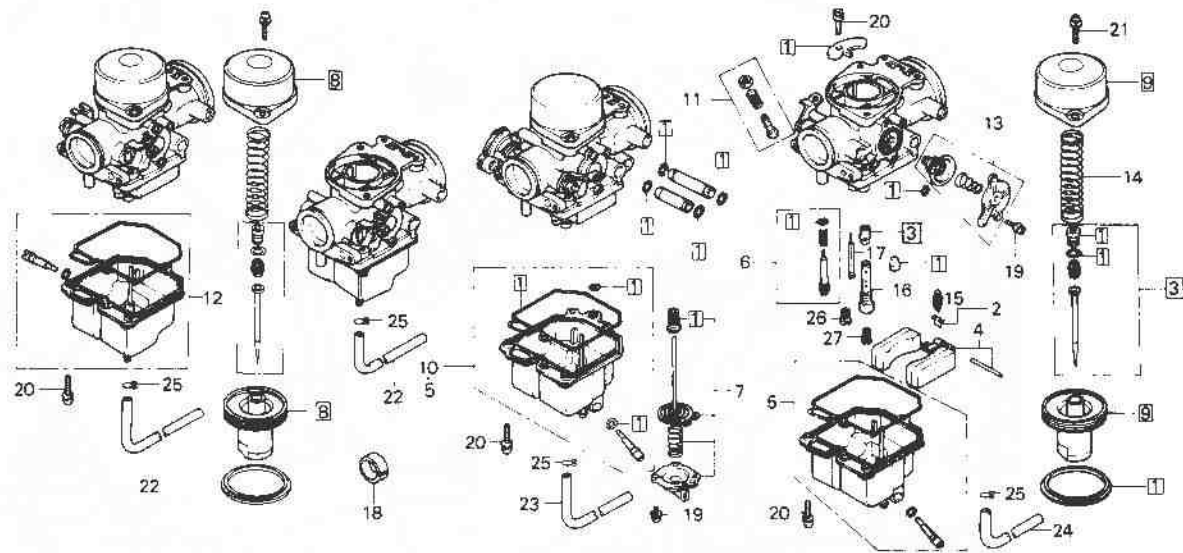
### E-18-1

Carburetor  
(Component parts)

Carburateur  
(Pièces composantes)

Vergaser  
(Einzelteil)

Carburador  
(Piezas componentes)



←FWD

B425-117

Service item	F.R.T.	Ref. No.	Part No.	Description	Reqd. No.				Serial No.	Area code
					Kz	Lz	Ka	Kb		
			16048-429-671	VALVE SET, AIR CUT			4	4	VB52A B	CM
			16048-429-771	VALVE SET, AIR CUT			4	4		DK,DM,E,ED,F,G,SA,U
								4		YA
		14	16050-443-701	SPRING, VACUUM PISTON	4	4				DK,DM,E,ED,F,G,SA,U
			16050-415-003	SPRING, VACUUM PISTON	4		4	4		CM
		15	16155-413-751	VALVE, FLOAT			4	4	VB52A B	CM, YA
							4	4		DK,DM,E,ED,F,G,SA,U
								4		DK,DM,E,ED,F,G,SA,U
		16	16165-425-671	HOLDER, NEEDLE JET	4	4	4	4		
		17	16166-425-671	NOZZLE, MAIN	4	4	4	4		
		18	16291-300-300	BAND, RUBBER	1	1	1	1		
		19	93892-04012-00	SCREW-WASHER, 4X12	11		11	11		
			16085-425-871	SCREW-WASHER, 4X12				11		
		20	93892-04016-00	SCREW-WASHER, 4X16	16		16	16		
			16086-425-871	SCREW-WASHER, 4X16				16		
		21	93892-05016-00	SCREW-WASHER, 5X16	8		8	8		

1980.12.10

E

G2



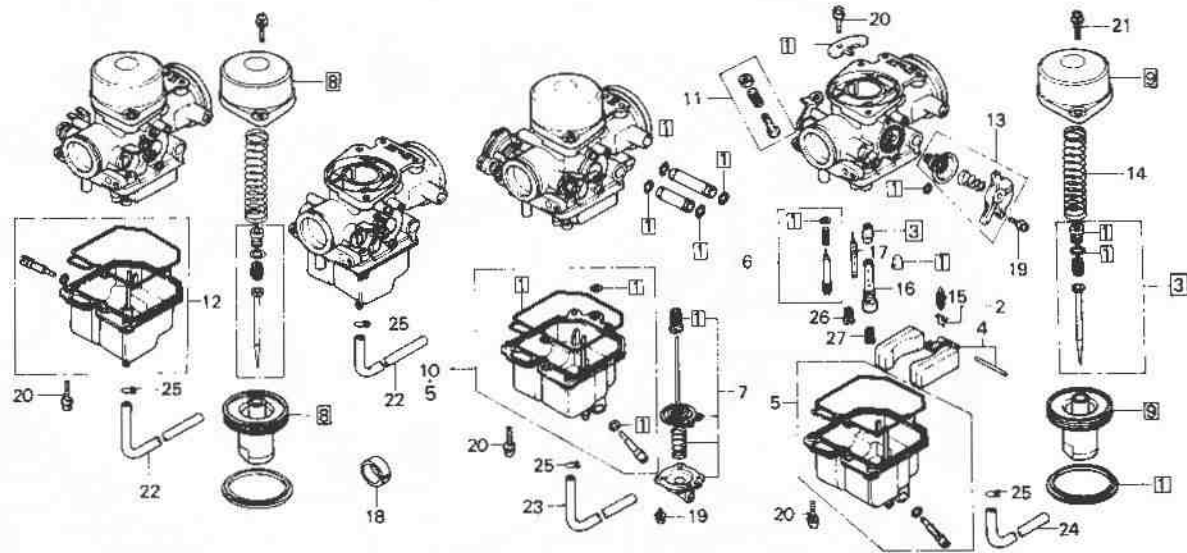
### E-18-1

Carburetor  
(Component parts)

Carburateur  
(Pièces composantes)

Vergaser  
(Einzelteil)

Carburador  
(Piezas componentes)



B425-117

Service item	F.R.T.	Ref. No.	Part No.	Description	Reqd. No. CB750				Serial No.	Area code
					Kz	Lz	Ka	Ka		
			16088-425-871	SCREW-WASHER, 5X16				8		
		22	95001-35480-40	TUBE, FUEL, 3.5X480	2	2				
			16144-413-751	TUBE, OVER FLDW			2		VB52A [A]	DK,DM,E,ED,F,G,SA,U CH,YA
							2		VB52A [B]	DK,DM,E,ED,F,G,SA,U DK,DM,E,ED,F,G,SA,U
		23	95001-35550-40	TUBE, FUEL, 3.5X550	1	1				
			16195-449-771	TUBE, FUEL			1		VB52A [A]	DK,DM,E,ED,F,G,SA,U CH,YA
							1		VB52A [B]	DK,DM,E,ED,F,G,SA,U DK,DM,E,ED,F,G,SA,U
		24	95001-35610-40	TUBE, FUEL, 3.5X610	1	1				
			16198-425-671	TUBE, FUEL			1		VB52A [A]	DK,DM,E,ED,F,G,SA,U CH,YA
							1		VB52A [B]	DK,DM,E,ED,F,G,SA,U DK,DM,E,ED,F,G,SA,U
		25	95002-02070	CLIP B7, TUBE	4	4				
			95002-02650	CLIP B6.5, TUBE			4		VB52A [A]	DK,DM,E,ED,F,G,SA,U CH,YA
							4		VB52A [B]	DK,DM,E,ED,F,G,SA,U DK,DM,E,ED,F,G,SA,U

1980.12.10

E

G3



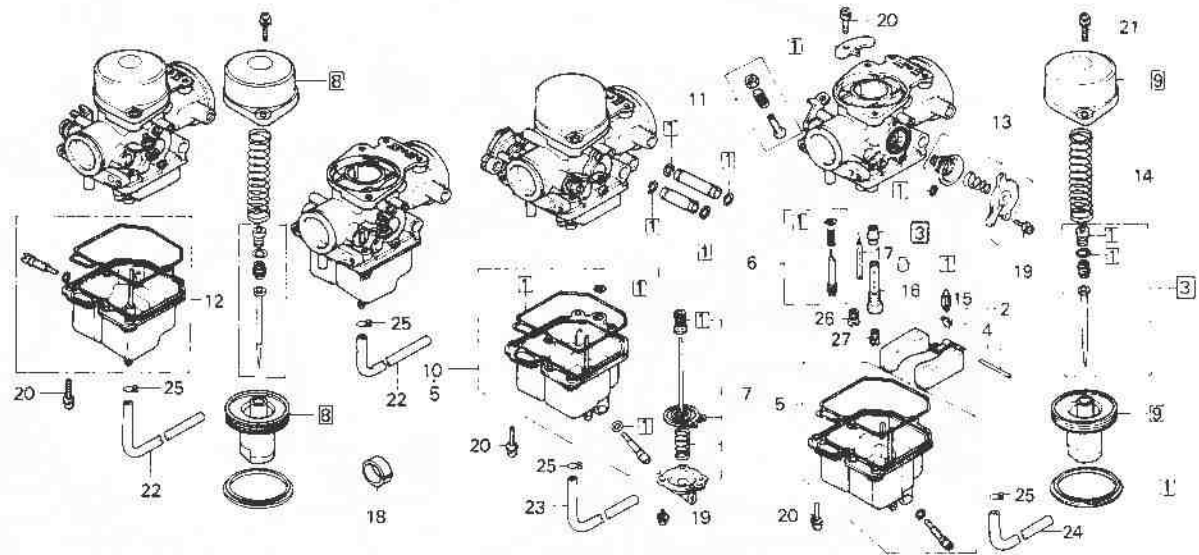
# E-18-1

Carburetor  
(Component parts)

Carburateur  
(Pièces composantes)

Vergaser  
(Einzelteil)

Carburador  
(Piezas componentes)



B425-117

Service item	F.R.T.	Ref. No.	Part No.	Description	Reqd. No.				Serial No.	Area code
					KZ	LZ	KA	KB		
		26	99101-393-0680	JET, PRIMARY MAIN, #6B	4	4	4	4		
		27	99102-393-1020	JET, SECONDARY MAIN, #102	4	4	4	4		

1980.12.10

E

64

**EOP-1**

Gasket kit A

Trousse de joint A

Dichtung Satz A

Equipo de empacadura A

Service item	F.R.T.	Ref. No.	Part No.	Description	Reqd. No.				Serial No.	Area code
					CB750	Kz	Lz	Ka		
		1	06110-425-010	GASKET KET A	1	1				
			061A1-425-000	GASKET KET A			1		2116818	
							1		2116819	
				(COMPONENT PARTS)						
		1	12191-425-010	GASKET, CYLINDER	1	1	1	1		
		2	12209-422-005	SEAL, VALVE STEM	16	16	16	16		
		3	12251-425-000	GASKET, CYLINDER HEAD	1	1	1	1		
		4	12391-425-000	GASKET, CYLINDER HEAD COVER	1	1	1	1		
		5	18291-254-000	GASKET, EX. PIPE	4	4	4	4		
		6	91302-425-000	O-RING, 66.8X2	4	4	4	4		
		7	91307-422-000	O-RING, 4.9X1.9	1	1				
			91313-393-003	O-RING, 7.8X2.2			1		2116818	
							1		2116819	
		8	91311-425-000	O-RING, CAMSHAFT HOLDER	1	1	1	1		

1980.12.10

E

G6

**EOP-2**

Gasket kit B

Trousse de joint B

Dichtung Satz B

Equipo de empackadura B

Service item	F.R.T.	Ref. No.	Part No.	Description	Reqd. No. CB750				Serial No.	Area code
					Kz	Lz	KA	Kb		
		1	06111-425-000	GASKET KET B						
			06111-425-010	GASKET KET B			1	1		
		1	11359-425-000	(COMPONENT PARTS) GASKET, OIL PUMP COVER			1			
			11359-425-020	GASKET, OIL PUMP COVER			1	1		
		2	11395-425-000	GASKET, L. SIDE COVER		1	1	1		
		3	11396-425-000	GASKET, CLUTCH COVER		1	1	1		
		4	11398-425-000	GASKET, OIL PAN		1	1	1		
		5	11691-425-000	PACKING, A.C. GENERATOR COVER			1			
			11691-425-010	PACKING, A.C. GENERATOR COVER			1	1		
		6	30372-425-000	GASKET, POINT COVER		1	1	1		

1980.12.10

E

G7

**EOP-2**

Gasket kit B

Trousse de joint B

Dichtung Satz B

Equipo de empacadura B

Service item	F.R.T.	Ref. No.	Part No.	Description	Reqd. No.				Serial No.	Area code
					Kz	Lz	Ka	Kb		
		7	91301-250-000	O-RING, 22MM	1	1	1			
		8	91302-001-020	O-RING, 30,8MM	1	1	1			
		9	91302-377-000	O-RING, 15X2,5	3	3	3			
		10	91305-639-000	O-RING, 9,5X3	4	4	4			
		11	91305-714-000	O-RING, 24MM	1	1	1			
		12	91306-329-000	O-RING, 16X1,9	1	1	1			
		13	91309-300-000	O-RING, 24,4X3,1	1	1	1			
		14	91316-300-003	O-RING, 89X4,5	1	1	1			
		15	91352-526-000	O-RING, 9,8X2,4	1	1	1			
		16	94608-40000	O-RING, 19,4X2,8	1	1	1			

1980.12.10

E

G8



**F-1**

**Headlight**

(CB750Kz-Kb-E,ED,F,G)  
(CB750Ka-E,ED,F,G, YA)

**Phare**

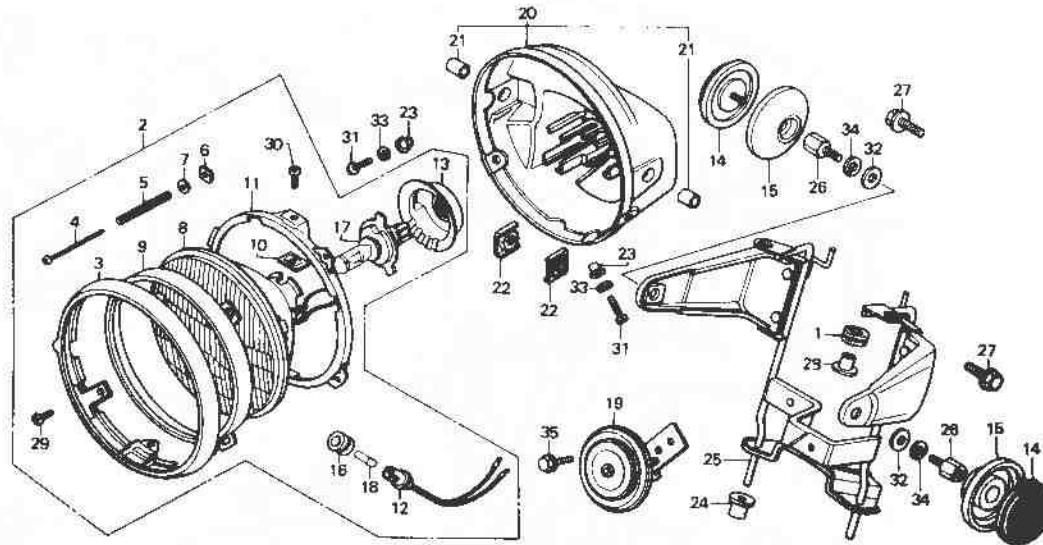
(CB750Kz-Kb-E,ED,F,G)  
(CB750Ka-E,ED,F,G, YA)

**Scheinwerfer**

(CB750Kz-Kb-E,ED,F,G)  
(CB750Ka-E,ED,F,G, YA)

**Faro delantero**

(CB750Kz-Kb-E,ED,F,G)  
(CB750Ka-E,ED,F,G, YA)



←FWD

B425-20

Service item	F.R.T.	Ref. No.	Part No.	Description	Reqd. No.				Serial No.	Area code
					Kz	Lz	Ka	Kb		
HEADLIGHT ASSY. (12V 60/55W)	0.1	1	17245-107-010	RUBBER, AIR CLEANER CASE	2	2	2		E,ED,F,G, YA	
•H4 BULB(12342/99) MFD. BY PHILIPS (LOCAL PROCUREMENT PART)				•MOUNTING					E, YA	
•HORN ASSY.									ED, G	
HEADLIGHT UNIT	0.2		33100-422-601	HEADLIGHT ASSY. (12V 60/55W)	1	1	1		F	
INC. RELATIVE PART			33100-422-611	HEADLIGHT ASSY. (12V 60/55W)	1	1	1		E, F, YA	
CASE, HEADLIGHT	0.4		33100-422-621	HEADLIGHT ASSY. (12V 60/55W)	1	1	1		ED, G	
BRACKET COMP., HEADLIGHT CASE	0.6		33101-422-671	RIM, HEADLIGHT	1	1	1	2111577	ED, G	
			33101-460-671	RIM, HEADLIGHT		1		2111578	ED, G	
			33103-346-670	SCREW, BEAM ADJUSTING	1	1	1		E, ED, F, G, YA	
			33107-300-003	SPRING, HEADLIGHT BEAM ADJUSTING	1	1	1		E, ED, F, G, YA	
			33117-001-023	NUT, HEADLIGHT BEAM ADJUSTING	1	1	1		E, ED, F, G, YA	
			33119-371-003	WASHER, BEAM ADJUSTING	1	1	1		E, ED, F, G, YA	
			33120-371-601	HEADLIGHT UNIT	1	1	1		E, YA	

1980.12.10

E

H2



F-1

Headlight

(CB750Kz-Kb-E,ED,F,G)  
(CB750KA-E,ED,F,G,YA)

Phare

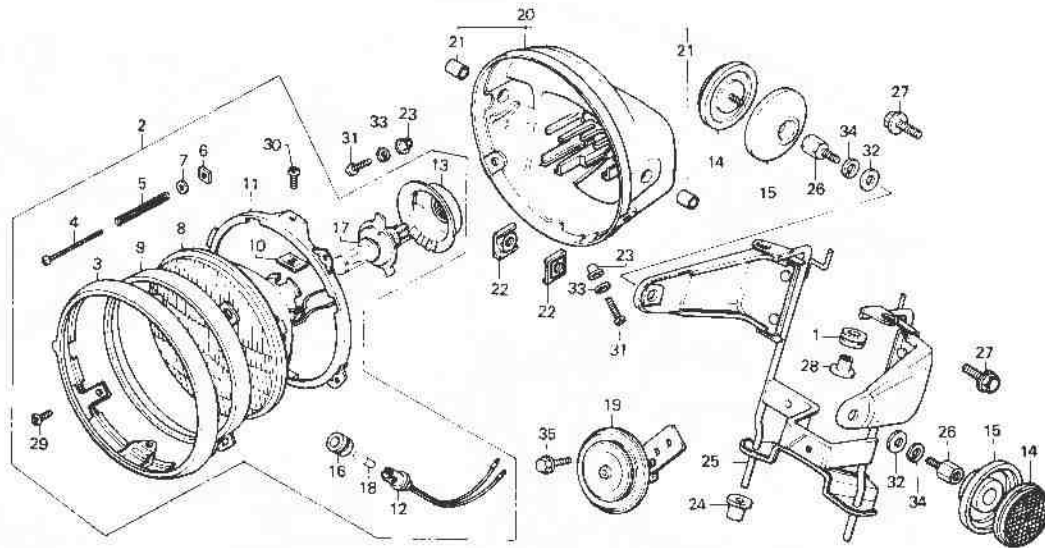
(CB750Kz-Kb-E,ED,F,G)  
(CB750KA-E,ED,F,G,YA)

Scheinwerfer

(CB750Kz-Kb-E,ED,F,G)  
(CB750KA-E,ED,F,G,YA)

Faro delantero

(CB750Kz-Kb-E,ED,F,G)  
(CB750KA-E,ED,F,G,YA)



←FWD

9475-20

Service item	F.R.T.	Ref. No.	Part No.	Description	Reqd. No.			Serial No.	Area code
					CB750 Kz	KA	Kb		
			33120-371-611	HEADLIGHT UNIT	1	1	1	E,D,F,G	
		9	33121-405-671	RING, RETAINING	1	1	1	E,ED,F,G,YA	
		10	33128-292-670	NUT, UNIT HOLDER	2	2	2	E,ED,F,G,YA	
		11	33153-422-003	RING, MOUNTING	1	1	1	E,ED,F,G,YA	
		12	33170-390-611	SOCKET COMP., MARKER LIGHT	1	1	1	E,ED,F,G,YA	
		13	33180-422-003	COVER, RUBBER	1	1	1	E,ED,F,G,YA	
		14	33741-413-003	REFLECTOR, FR, REFLEX (STANLEY)	2	2	2	E,ED,YA	
		15	33743-425-600	BASE, FR, REFLECTOR	2	2	2	E,ED,YA	
					2	2		G	
		16	33905-371-601	RUBBER, JOINT	1	1	1	E,ED,F,G,YA	
		17	34901-371-601	H4 BULB(12342/99) MFD. BY PHILIPS (LOCAL PROCUREMENT PART)	1	1	1	E,ED,G,YA	
			34901-371-621	H4 BULB(12342/99) MFD. BY PHILIPS (LOCAL PROCUREMENT PART)	1	1	1	F	
		18	34903-388-611	BULB, POSITION (12V 4W) (LOCAL PROCUREMENT PART)	1	1	1	E,ED,F,G,YA	
		19	38100-425-601	HORN ASSY.	1			E,ED,F,G	

1980.12.10

E

H3



F-1

Headlight

(CB750Kz-Kb-E,ED,F,G)  
(CB750KA-E,ED,F,G, YA)

Phare

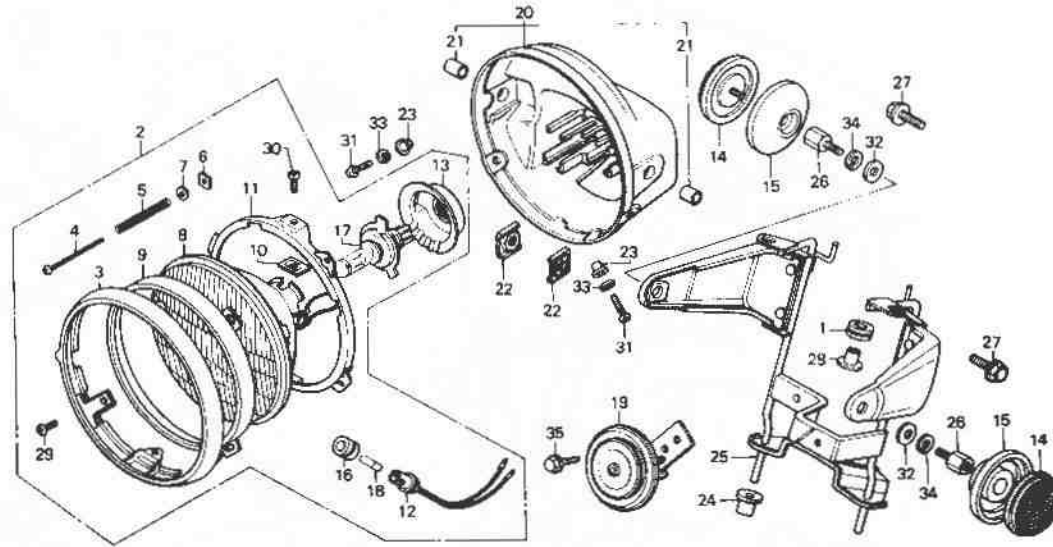
(CB750Kz-Kb-E,ED,F,G)  
(CB750KA-E,ED,F,G, YA)

Scheinwerfer

(CB750Kz-Kb-E,ED,F,G)  
(CB750KA-E,ED,F,G, YA)

Faro delantero

(CB750Kz-Kb-E,ED,F,G)  
(CB750KA-E,ED,F,G, YA)



B425 20

Service Item	F.R.T.	Ref. No.	Part No.	Description	Reqd. No.			Serial No.	Area code
					Kz	Lz	KA		
			38110-425-601	HORN COMP.		1	1	E,ED,F,G, YA	
		20	61301-425-000	CASE, HEADLIGHT	1	1	1	E,ED,F,G, YA	
		21	61302-425-000	COLLAR, HEADLIGHT CASE	2	2	2	E,ED,F,G, YA	
		22	61303-425-010	NUT, HEADLIGHT CASE	2	2	2	E,ED,F,G, YA	
		23	61304-292-000	COLLAR, HEADLIGHT SETTING	2	2	2	E,ED,F,G, YA	
		24	61313-422-000	GROMMET B, HEADLIGHT	2	2	2	E,ED,F,G, YA	
		25	61315-425-010	BRACKET COMP., HEADLIGHT CASE	1			E,ED,F,G	
			61315-425-770	BRACKET COMP., HEADLIGHT CASE	1	1		E,ED,F,G, YA	
		26	90120-425-000	BOLT, HEADLIGHT STAY	2	2	2	E,ED, YA	
					2	2		G	
		27	90151-422-000	BOLT, HEADLIGHT CASE SETTING	2	2	2	F	
								G	
		28	90501-425-000	COLLAR, 6.2X12	2	2	2	E,ED,F,G, YA	
		29	93500-03008-1A	SCREW, PAN, 3X8	2	2	2	E,ED,F,G, YA	
		30	93500-05008-0H	SCREW, PAN, 5X8	2	2	2	E,ED,F,G, YA	

1980.12.10

E

H4



**F-1**

**Headlight**

(CB750Kz-KB-E,ED,F,G)  
(CB750KA-E,ED,F,G,YA)

**Phare**

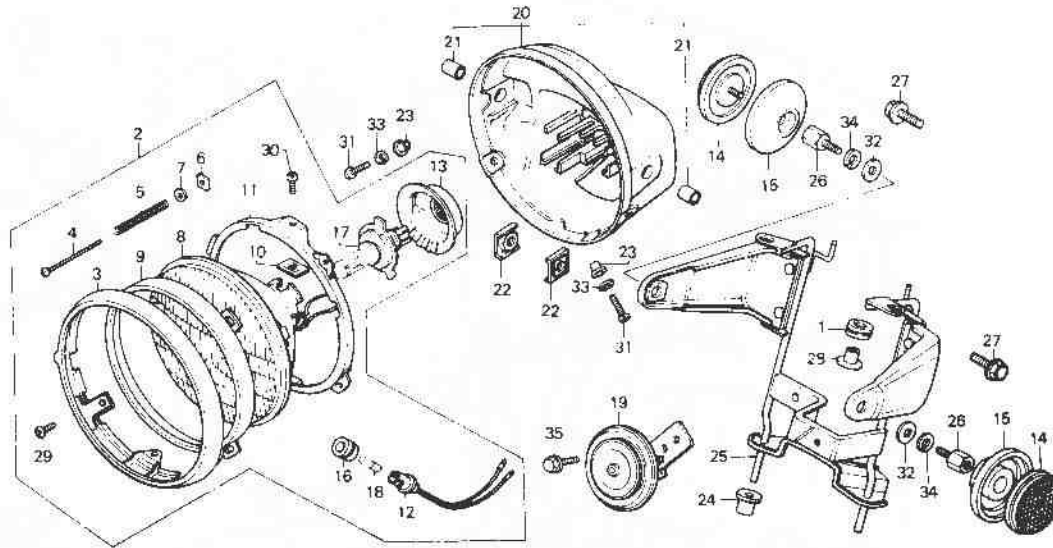
(CB750Kz-KB-E,ED,F,G)  
(CB750KA-E,ED,F,G,YA)

**Scheinwerfer**

(CB750Kz-KB-E,ED,F,G)  
(CB750KA-E,ED,F,G,YA)

**Faro delantero**

(CB750Kz-KB-E,ED,F,G)  
(CB750KA-E,ED,F,G,YA)



B42x 20

Service item	F.R.T.	Ref. No.	Part No.	Description	Reqd. No.				Serial No.	Area code
					CB750	CB750	CB750	CB750		
					Kz	Lz	Ka	Kb		
		31	93500-05016-0B	SCREW, PAN, 5X16	2	2	2			E,ED,F,G,YA
		32	94101-10000	WASHER, PLAIN, 10MM	2	2	2			E,ED,YA
					2	2				G
		33	94111-05000	WASHER, SPRING, 5MM	2	2	2			E,ED,F,G,YA
		34	94111-10000	WASHER, SPRING, 10MM	2	2	2			E,ED,YA
					2	2				G
		35	95700-06010-00	BOLT, FLANGE, 6X10	1	1	1			E,ED,F,G,YA

1980.12.10

E

H5



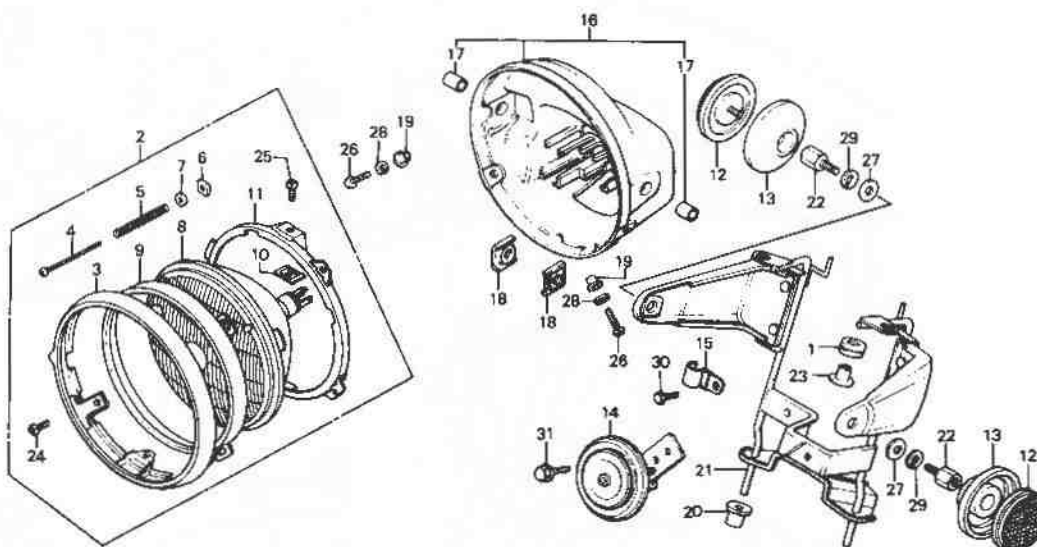
F-1-1

Headlight  
(CB750Kz · KA-CM)

Phare  
(CB750Kz · KA-CM)

Scheinwerfer  
(CB750Kz · KA-CM)

Faro delantero  
(CB750Kz · KA-CM)



←FWD

B425-21

Service item	F.R.T.	Ref. No.	Part No.	Description	Reqd. No.				Serial No.	Area code
					Kz	Lz	Ka	Kb		
HEADLIGHT ASSY. (12V65/50W)	0.1	1	17245-107-010	RUBBER, AIR CLEANER CASE	2		2		CM	
HORN ASSY.				MOUNTING						
HEADLIGHT UNIT (12V65/50W)	0.2	2	33100-425-671	HEADLIGHT ASSY. (12V65/50W)	1		1		CM	
INC. RELATIVE PART		3	33101-422-671	RIM, HEADLIGHT	1		1	2104184	CM	
CASE, HEADLIGHT	0.4		33101-460-671	RIM, HEADLIGHT	1		1	2104185	CM	
BRACKET COMP., HEADLIGHT CASE	0.6	4	33103-346-670	SCREW, BEAM ADJUSTING	1		1		CM	
		5	33107-300-003	SPRING, HEADLIGHT BEAM ADJUSTING	1		1		CM	
		6	33117-001-023	NUT, HEADLIGHT BEAM ADJUSTING	1		1		CM	
		7	33119-371-003	WASHER, BEAM ADJUSTING	1		1		CM	
		8	33120-425-671	HEADLIGHT UNIT (12V65/50W)	1		1		CM	
		9	33121-405-671	RING, RETAINING	1		1		CM	
		10	33128-292-670	NUT, UNIT HOLDER	2		2		CM	
		11	33153-422-003	RING, MOUNTING	1		1		CM	
		12	33741-413-003	REFLECTOR, FR. REFLEX (STANLEY)	2		2		CM	

1980.12.10

E

H6



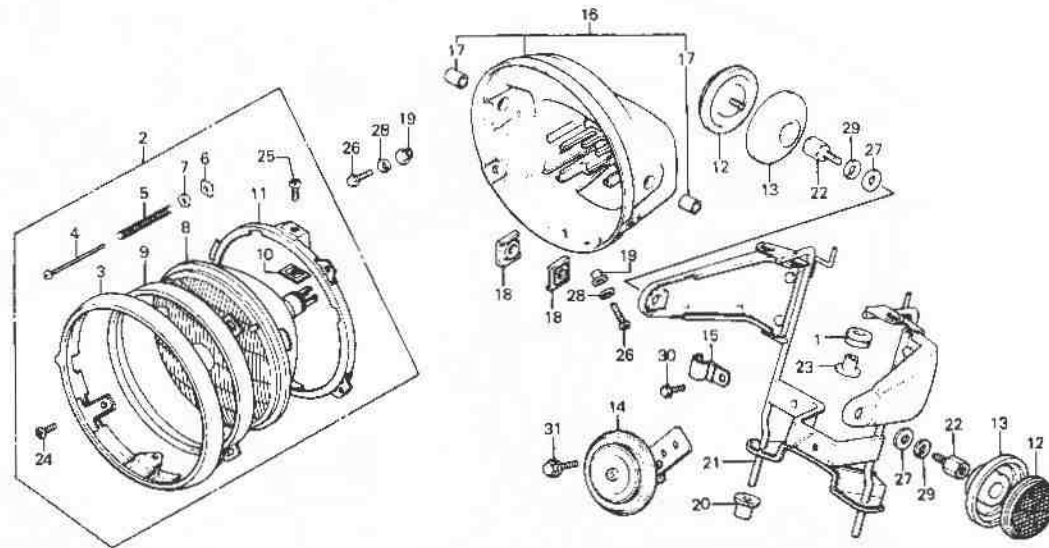
**F-1-1**

**Headlight**  
(CB750Kz · KA-CM)

**Phare**  
(CB750Kz · KA-CM)

**Scheinwerfer**  
(CB750Kz · KA-CM)

**Faro delantero**  
(CB750Kz · KA-CM)



←FWD

9425-21

Service item	F.R.T.	Ref. No.	Part No.	Description	Reqd. No				Serial No.	Area code
					Kz	L7	KA	Ku		
		13	33743-425-600	BASE, FR. REFLECTOR	2		2			CM
		14	38100-425-004	HORN ASSY.	1					CM
			38110-425-004	HORN COMP., HIGH			1			CM
		15	45128-425-000	CLIP B, BRAKE HOSE	1		1			CM
		16	61301-425-000	CASE, HEADLIGHT	1		1			CM
		17	61302-425-000	COLLAR, HEADLIGHT CASE	2		2			CM
		18	61303-425-010	NUT, HEADLIGHT CASE	2		2			CM
		19	61304-292-000	COLLAR, HEADLIGHT SETTING	2		2			CM
		20	61313-422-000	GROMMET B, HEADLIGHT	2		2			CM
		21	61315-425-010	BRACKET CMP., HEADLIGHT CASE	1					CM
			61315-425-770	BRACKET CMP., HEADLIGHT CASE			1			CM
		22	90120-425-000	BOLT, HEADLIGHT STAY	2		2			CM
		23	90501-425-000	COLLAR, 6,2X12	2		2			CM
		24	93500-03008-1H	SCREW, PAN, 3X8	2		2			CM
		25	93500-05008-0H	SCREW, PAN, 5X8	2		2			CM

1980.12.10

E

47



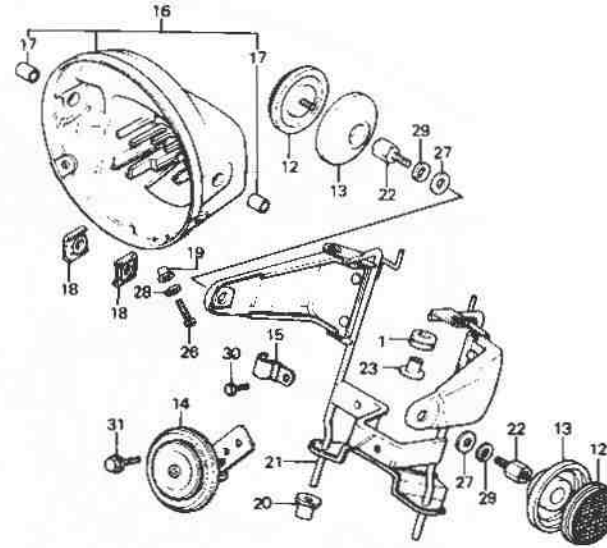
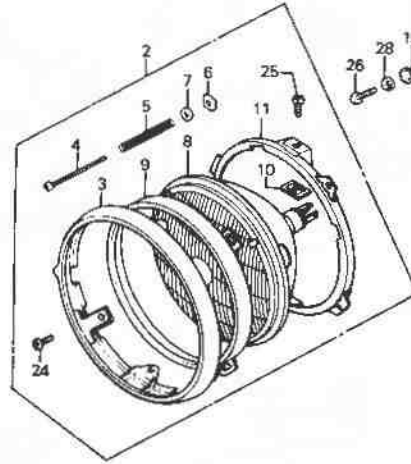
F-1-1

Headlight  
(CB750Kz · KA-CM)

Phare  
(CB750Kz · KA-CM)

Scheinwerfer  
(CB750Kz · KA-CM)

Faro delantero  
(CB750Kz · KA-CM)



8425-21

Service item	F.R.T.	Ref. No.	Part No.	Description	Reqd. No.				Serial No.	Area code
					CB750					
					Kz	Lz	Ka	Ke		
		26	93500-05016-0B	SCREW, PAN, 5X16	2		2			CM
		27	94101-10000	WASHER, PLAIN, 10MM	2		2			CM
		28	94111-05000	WASHER, SPRING, 5MM	2		2			CM
		29	94111-10000	WASHER, SPRING, 10MM	2		2			CM
		30	95700-06010-00	BOLT, FLANGE, 6X10	1		1			CM
		31	95700-06012-00	BOLT, FLANGE, 6X12	1		1			CM

1980.12.10

E

H8



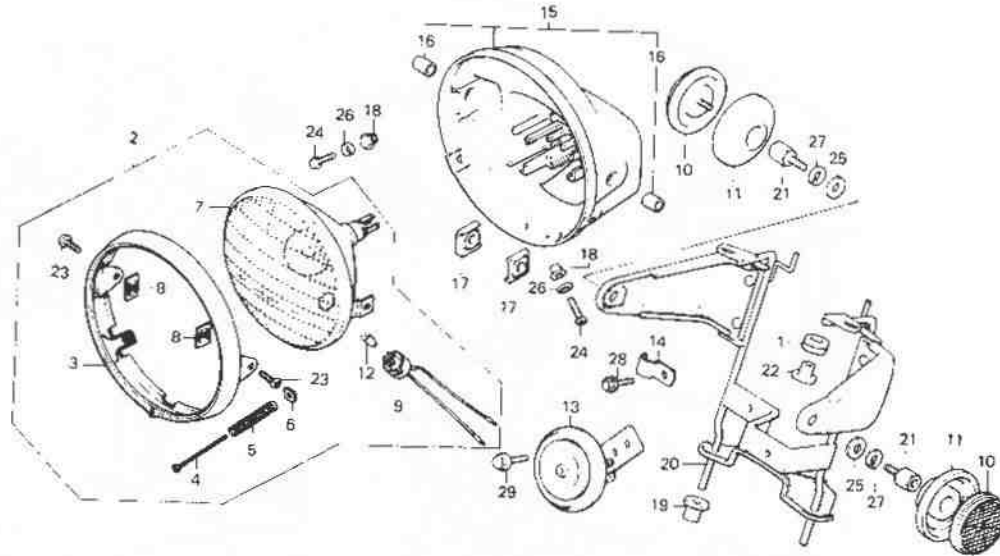
**F-1-2**

**Headlight**  
(CB750Kz-KA-KB-DK,DM,SA,U)

**Phare**  
(CB750Kz-KA-KB-DK,DM,SA,U)

**Scheinwerfer**  
(CB750Kz-KA-KB-DK,DM,SA,U)

**Faro delantero**  
(CB750Kz-KA-KB-DK,DM,SA,U)



B42: 22

Service item	F.R.T.	Ref. No.	Part No.	Description	Reqd. No.			Serial No.	Area code
					CB750 Kz	L7	KA Kb		
HEADLIGHT ASSY. (12V 50/40W)	0.1	1	17245-107-010	RUBBER, AIR CLEANER CASE	2	2	2		DK,DM,SA,U
SOCKET COMP., MARKER LIGHT		2	33100-422-681	HEADLIGHT ASSY. (12V 50/40W)	1	1	1		DK,DM,SA,U
HORN ASSY.		3	33101-422-003	RIM, HEADLIGHT	1			2111647	DK,DM,SA,U
HEADLIGHT UNIT	0.2					1			DK,DM,SA,U
INC. RELATIVE PART			33101-460-791	RIM, HEADLIGHT		1		2111648	DK,DM,SA,U
CASE, HEADLIGHT	0.4						1		DK,DM,SA,U
BRACKET COMP., HEADLIGHT CASE	0.6	4	33103-346-670	SCREW, BEAM ADJUSTING	1	1	1		DK,DM,SA,U
		5	33107-300-003	SPRING, HEADLIGHT BEAM ADJUSTING	1	1	1		DK,DM,SA,U
		6	33117-001-023	NUT, HEADLIGHT BEAM ADJUSTING	1	1	1		DK,DM,SA,U
		7	33120-375-003	HEADLIGHT UNIT	1	1	1		DK,DM,SA,U
		8	33128-292-670	NUT, UNIT HOLDER	2	2	2		DK,DM,SA,U
		9	33170-323-003	SOCKET COMP., MARKER LIGHT	1	1	1		DK,DM,SA,U
		10	33741-413-003	REFLECTOR, FR. REFLEX (STANLEY)	2	2	2		DK,DM,SA,U

1980.12.10

E

H9



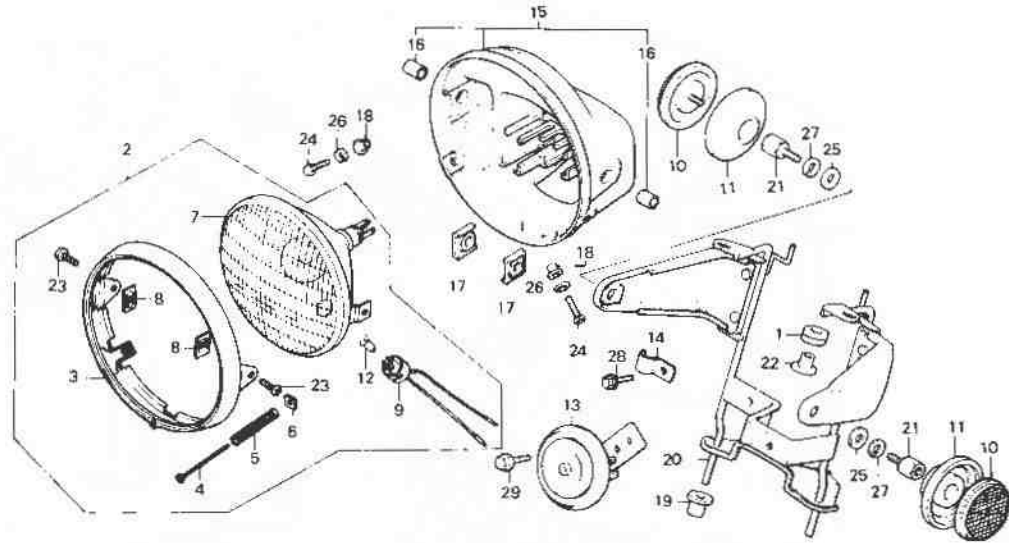
**F-1-2**

**Headlight**  
(CB750Kz·KA·Kb·DK,DM,SA,U)

**Phare**  
(CB750Kz·KA·Kb·DK,DM,SA,U)

**Scheinwerfer**  
(CB750Kz·KA·Kb·DK,DM,SA,U)

**Faro delantero**  
(CB750Kz·KA·Kb·DK,DM,SA,U)



B425 22

Service item	F.R.T.	Ref. No.	Part No.	Description	Reqd. No.				Serial No.	Area code
					CB750	Kz	Lz	Ka		
		11	33743-425-600	BASE, FR. REFLECTOR	2	2	2		DK,DM,SA,U	
		12	34903-071-003	BULB, MARKER LIGHT (12V 3.4W) (STANLEY)	1	1	1		DK,DM,SA,U	
		13	38100-425-004	HORN ASSY.	1				DK,DM,SA,U	
			38110-425-004	HORN COMP., HIGH		1	1		DK,DM,SA,U	
		14	45128-425-000	CLIP B, BRAKE HOSE	1	1			DK,DM,SA	
		15	61301-425-000	CASE, HEADLIGHT	1	1	1		DK,DM,SA,U	
		16	61302-425-000	COLLAR, HEADLIGHT CASE	2	2	2		DK,DM,SA,U	
		17	61303-425-010	NUT, HEADLIGHT CASE	2	2	2		DK,DM,SA,U	
		18	61304-292-000	COLLAR, HEADLIGHT SETTING	2	2	2		DK,DM,SA,U	
		19	61313-422-000	GROMMET B, HEADLIGHT	2	2	2		DK,DM,SA,U	
		20	61315-425-010	BRACKET CMP., HEADLIGHT CASE	1				DK,DM,SA,U	
			61315-425-770	BRACKET CMP., HEADLIGHT CASE		1	1		DK,DM,SA,U	
		21	90120-425-000	BOLT, HEADLIGHT STAY	2	2	2		DK,DM,SA,U	
		22	90501-425-000	COLLAR, 6.2X12	2	2	2		DK,DM,SA,U	
		23	93500-05008-0H	SCREW, PAN, 5X8	2	2	2		DK,DM,SA,U	

1980.12.10

E

F10



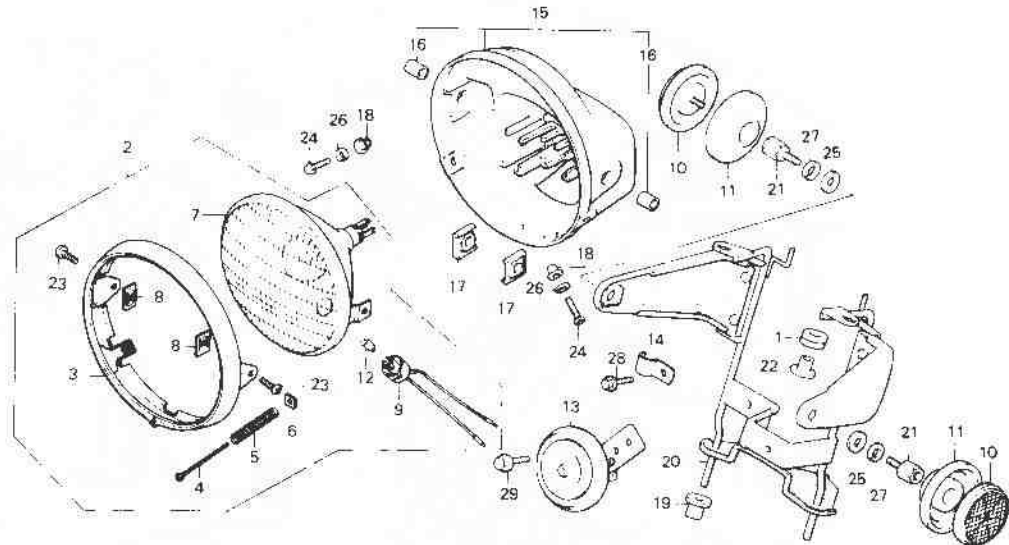
**F-1-2**

**Headlight**  
(CB750Kz·KA·KB-DK,DM,SA,U)

**Phare**  
(CB750Kz·KA·KB-DK,DM,SA,U)

**Scheinwerfer**  
(CB750Kz·KA·KB-DK,DM,SA,U)

**Faro delantero**  
(CB750Kz·KA·KB-DK,DM,SA,U)



←FWD

R425, 27

Service item	F.R.T.	Ref. No.	Part No.	Description	Reqd. No.				Serial No.	Area code
					Kz	Lz	KA	KB		
		24	93500-05016-0B	SCREW, PAN, 5X16	2	2	2		DK,DM,SA,U	
		25	94101-10000	WASHER, PLAIN, 10MM	2	2	2		DK,DM,SA,U	
		26	94111-05000	WASHER, SPRING, 5MM	2	2	2		DK,DM,SA,U	
		27	94111-10000	WASHER, SPRING, 10MM	2	2	2		DK,DM,SA,U	
		28	95700-06010-00	BOLT, FLANGE, 6X10	1	1			DK,DM,SA	
		29	95700-06012-00	BOLT, FLANGE, 6X12	1	1	1		DK,DM,SA,U	

1980.12.10

E

-11

H 12

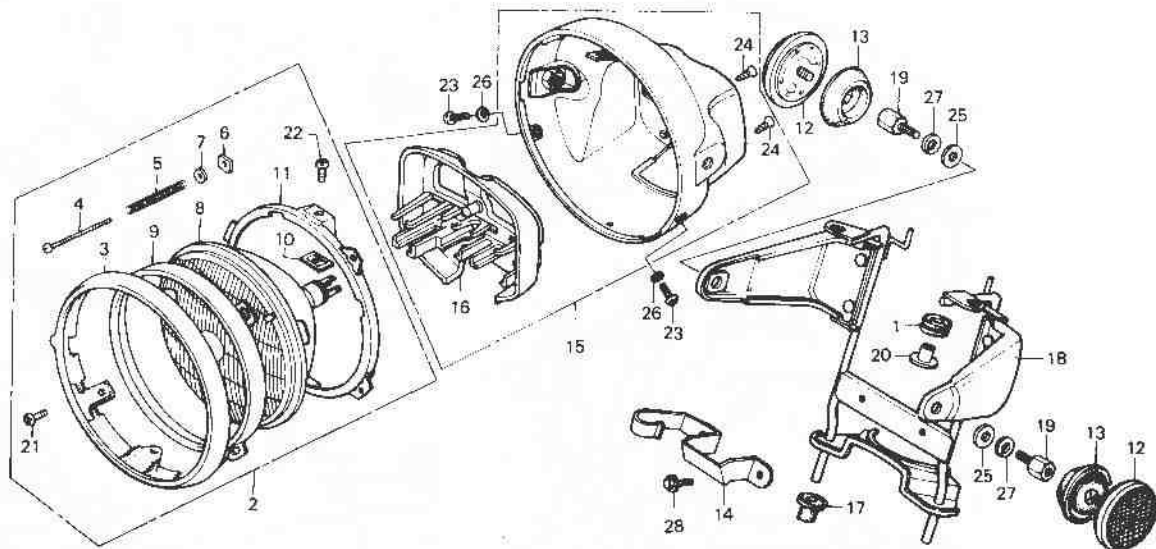
F-1-3

Headlight  
(CB750Lz)

Phare  
(CB750Lz)

Scheinwerfer  
(CB750Lz)

Faro delantero  
(CB750Lz)



←FWD

B425-59

Service item	F.R.T.	Ref. No.	Part No.	Description	Reord. No. CB750			Serial No.	Area code
					Kz	Lz	Ka Kb		
HEADLIGHT ASSY.	0.1	1	17245-107-010	RUBBER, AIR CLEANER CASE			2		
HEADLIGHT UNIT (12V65/50W)	0.2			MOUNTING					
INC. RELATIVE PART		2	33100-425-870	HEADLIGHT ASSY.			1		
CASE, HEADLIGHT	0.4	3	33101-425-870	RIM, HEADLIGHT			1		
HOLDER, COUPLER	0.3	4	33103-346-670	SCREW, BEAM ADJUSTING			1		
BRACKET COMP., HEADLIGHT CASE	0.6	5	33107-300-003	SPRING, HEADLIGHT BEAM ADJUSTING			1		
		6	33117-001-023	NUT, HEADLIGHT BEAM ADJUSTING			1		
		7	33119-371-003	WASHER, BEAM ADJUSTING			1		
		8	33120-425-671	HEADLIGHT UNIT (12V65/50W)			1		
		9	33121-405-671	RING, RETAINING			1		
		10	33128-292-670	NUT, UNIT HOLDER			2		
		11	33153-422-003	RING, MOUNTING			1		
		12	33741-340-670	REFLECTOR, FR. REFLEX			2		
		13	33743-375-000	BASE, FR. REFLECTOR			2		
		14	45128-425-870	CLIP B, BRAKE HOSE			1		

1980.12.10

E

H12

**H 13**

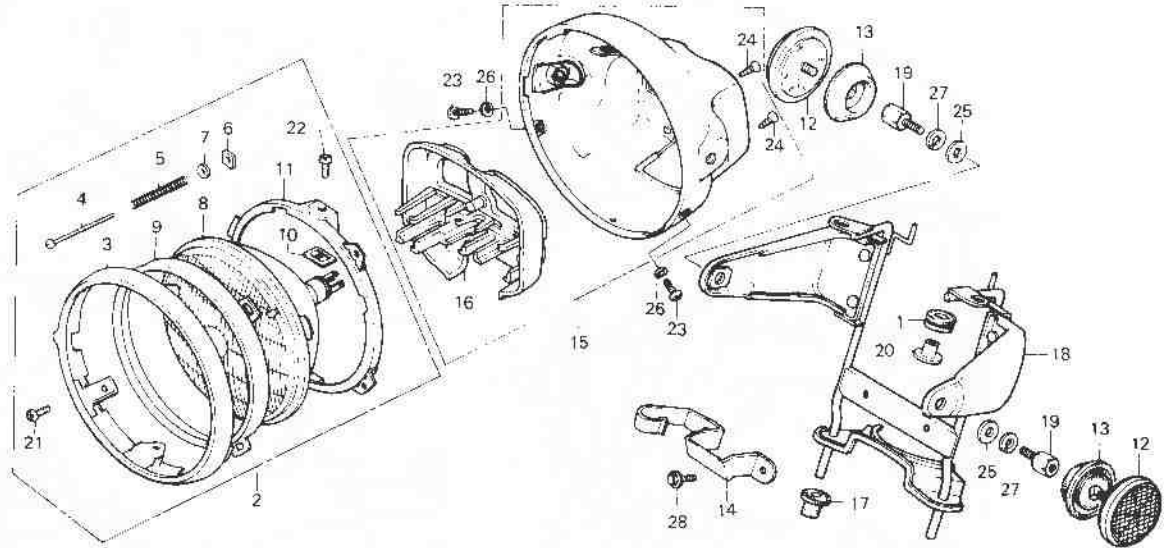
**F-1-3**

**Headlight  
(CB750Lz)**

**Phare  
(CB750Lz)**

**Scheinwerfer  
(CB750Lz)**

**Faro delantero  
(CB750Lz)**



9425 59

Service item	F.R.T.	Ref. No.	Part No.	Description	Reqd. No.				Serial No.	Area code
					Kz	Lz	KA	Kb		
		15	61301-425-871	CASE, HEADLIGHT				1		
		16	61305-425-871	HOLDER, COUPLER				1		
		17	61313-422-000	GROMMET B, HEADLIGHT				2		
		18	61315-425-870	BRACKET COMP., HEADLIGHT CASE				1		
		19	90120-425-000	BDLT, HEADLIGHT STAY				2		
		20	90501-425-000	COLLAR, 6,2X12				2		
		21	93500-03005-1H	SCREW, PAN, 3X8				2		
		22	93500-05008-0H	SCREW, PAN, 5X8				2		
		23	93500-05016-0B	SCREW, PAN, 5X16				2		
		24	93902-34310	SCREW, TAPPING, 4X12				3		
		25	94101-10000	WASHER, PLAIN, 10MM				2		
		26	94111-05000	WASHER, SPRING, 5MM				2		
		27	94111-10000	WASHER, SPRING, 10MM				2		
		28	95700-06012-00	BOLT, FLANGE, 6X12				2		

1980.12.10

E

-13

**H 14**

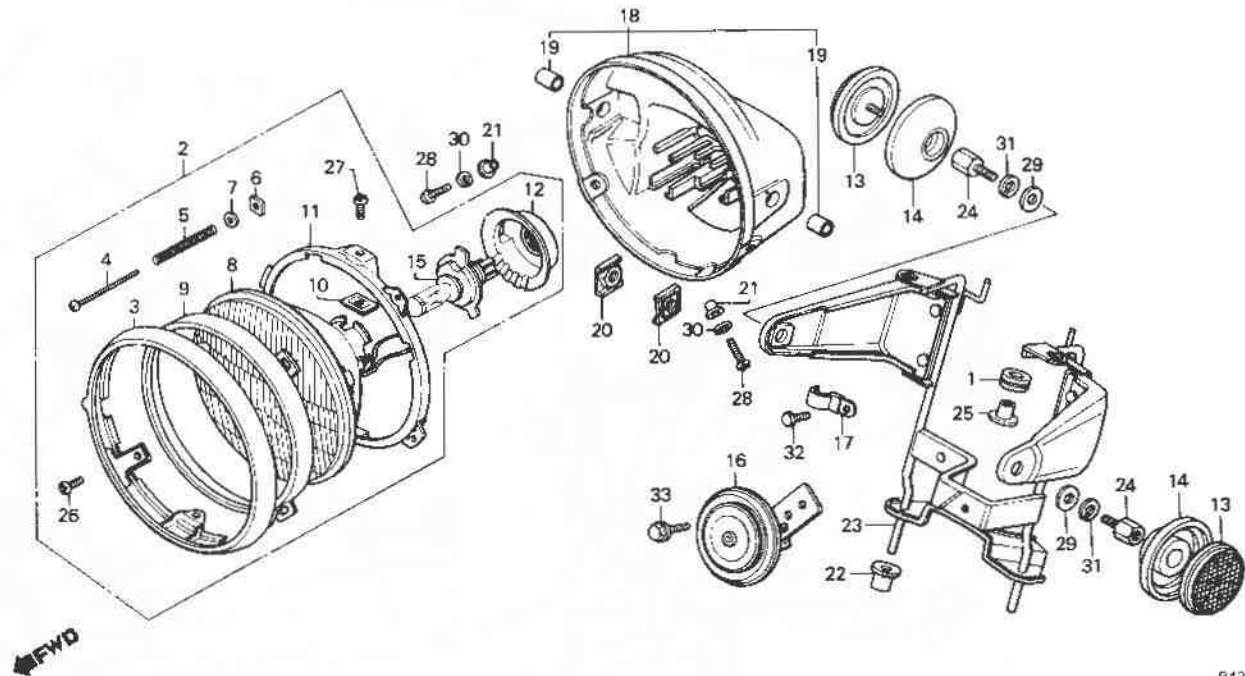
**F-1-4**

**Headlight  
(CB750Kb-CM)**

**Phare  
(CB750Kb-CM)**

**Scheinwerfer  
(CB750Kb-CM)**

**Faro delantero  
(CB750Kb-CM)**



R425-20A

Service item	F.R.T.	Ref. No.	Part No.	Description	Reqd. No.				Serial No.	Area code
					K2	L2	KA	KB		
		1	17245-107-010	RUBBER, AIR CLEANER CASE MOUNTING				2		CM
		2	33100-422-671	HEADLIGHT ASSY. (12V 60/55W)				1		CM
		3	33101-460-671	RIM, HEADLIGHT				1		CM
		4	33103-346-670	SCREW, BEAM ADJUSTING				1		CM
		5	33107-300-003	SPRING, HEADLIGHT BEAM ADJUSTING				1		CM
		6	33117-001-023	NUT, HEADLIGHT BEAM ADJUSTING				1		CM
		7	33119-371-003	WASHER, BEAM ADJUSTING				1		CM
		8	33120-431-671	HEADLIGHT UNIT				1		CM
		9	33121-405-671	RING, RETAINING				1		CM
		10	33128-292-670	NUT, UNIT HOLDER				2		CM
		11	33153-422-003	RING, MOUNTING				1		CM
		12	33180-422-003	COVER, RUBBER				1		CM
		13	33741-413-003	REFLECTOR, FR. REFLEX (STANLEY)				2		CM

1980.12.10

E

H14

**H 15**

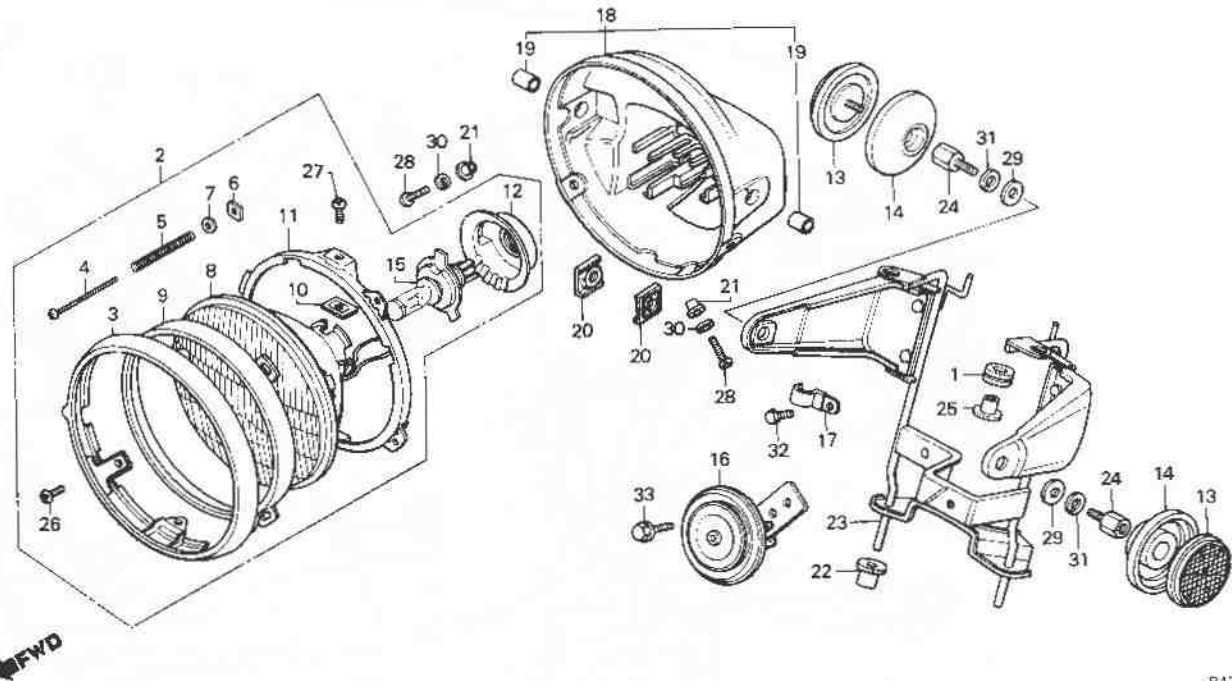
**F-1-4**

**Headlight  
(CB750KB-CM)**

**Phare  
(CB750KB-CM)**

**Scheinwerfer  
(CB750KB-CM)**

**Faro delantero  
(CB750KB-CM)**



B426 20A

Service Item	F.R.T.	Ref. No.	Part No.	Description	Reqd. No.				Serial No.	Area code
					Kz	Lz	Ka	Kb		
		14	33743-425-600	BASE, FR. REFLECTOR				2		CM
		15	34901-371-601	H4 BULB(12342/99) MFO. BY PHILIPS (LOCAL PROCUREMENT PART)				1		CM
		16	38110-425-004	HORN COMP., HIGH				1		CM
		17	45128-425-000	CLIP B, BRAKE HOSE				1		CM
		18	61301-425-000	CASE, HEADLIGHT				1		CM
		19	61302-425-000	COLLAR, HEADLIGHT CASE				2		CM
		20	61303-425-010	NUT, HEADLIGHT CASE				2		CM
		21	61304-292-000	COLLAR, HEADLIGHT SETTING				2		CM
		22	61313-422-000	GROMMET B, HEADLIGHT				2		CM
		23	61315-425-770	BRACKET COMP., HEADLIGHT CASE				1		CM
		24	90120-425-000	BOLT, HEADLIGHT STAY				2		CM
		25	90501-425-000	COLLAR, 6,2X12				2		CM
		26	93500-03008-1H	SCREW, PAN, 3X8				2		CM
		27	93500-05008-0H	SCREW, PAN, 5X8				2		CM
		28	93500-05016-0B	SCREW, PAN, 5X16				2		CM

1980.12.10

E

H15

**H 16**

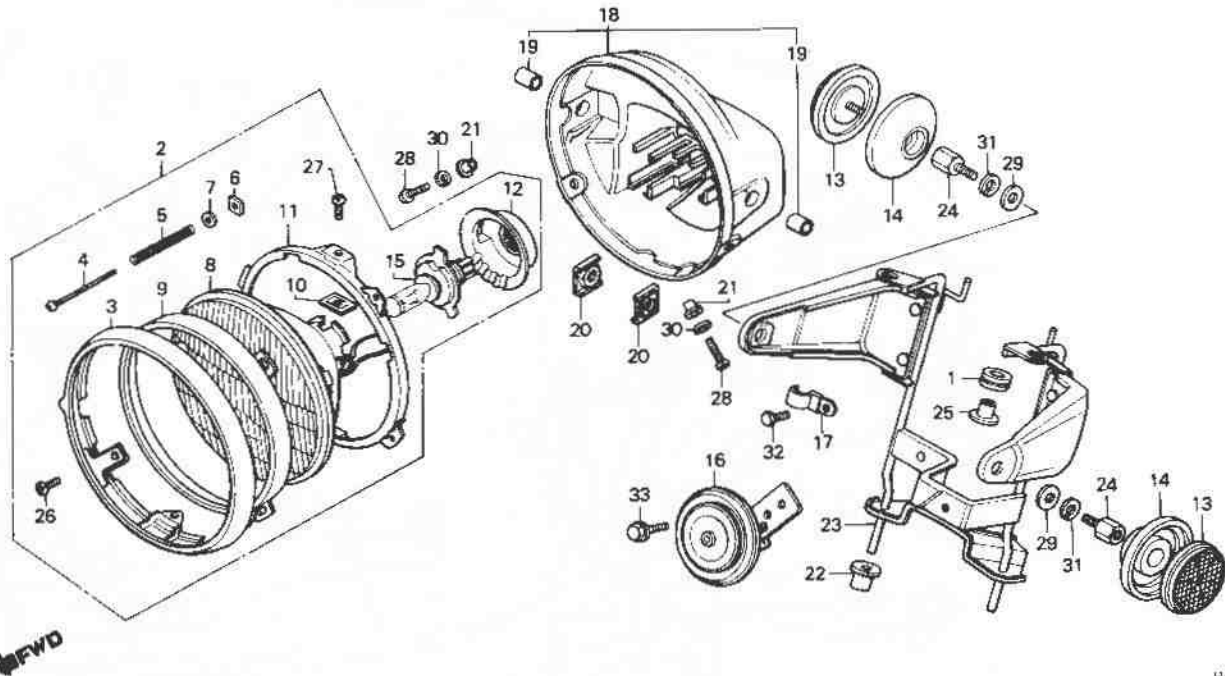
**F-1-4**

**Headlight  
(CB750Kb-CM)**

**Phare  
(CB750Kb-CM)**

**Scheinwerfer  
(CB750Kb-CM)**

**Faro delantero  
(CB750Kb-CM)**



B42b-20A

Service item	F.R.T.	Ref. No.	Part No.	Description	Reqd. No.				Serial No.	Area code
					CB750	Kz	Lz	Ka		
		29	94101-10000	WASHER, PLAIN, 10MM					2	CM
		30	94111-05000	WASHER, SPRING, 5MM					2	CM
		31	94111-10000	WASHER, SPRING, 10MM					2	CM
		32	95700-06010-00	BOLT, FLANGE, 6X10					1	CM
		33	95700-06012-00	BOLT, FLANGE, 6X12					1	CM

1980.12.10

E

H16



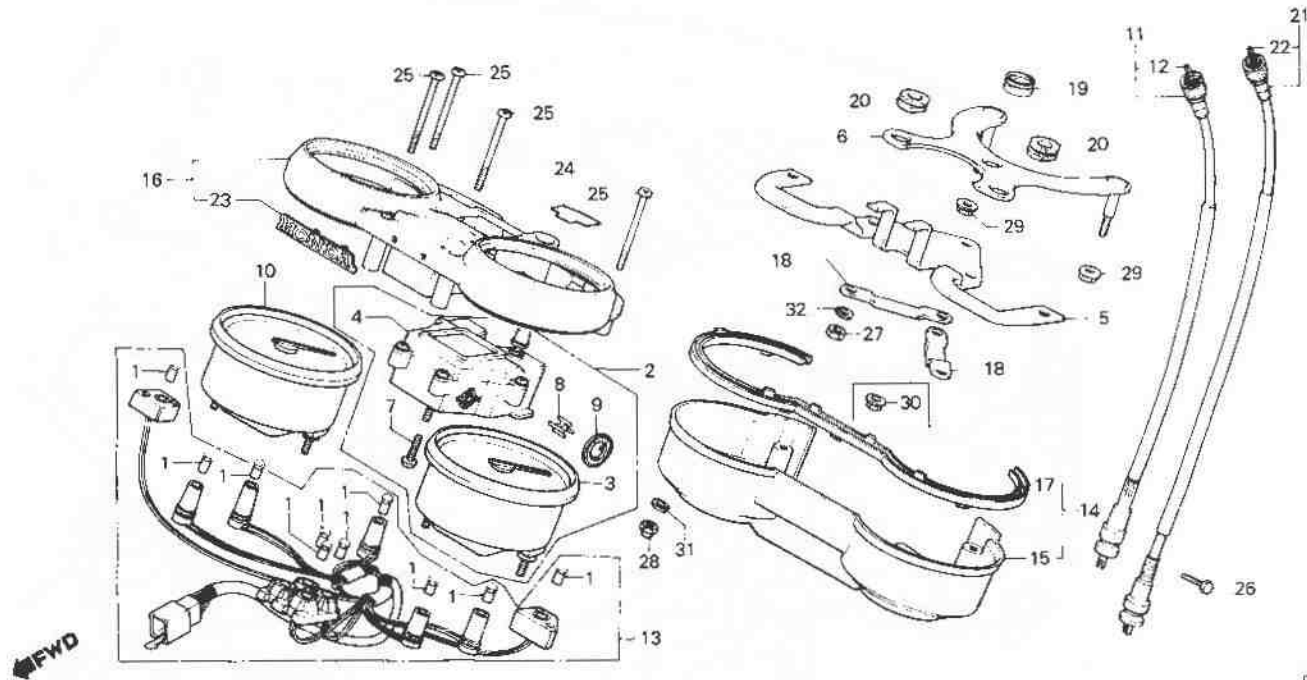
F-2

Meter

Compteurs

Messer

Medidor



R425 23C

Service item	F.R.T.	Ref. No.	Part No.	Description	Reqd. No.				Serial No.	Area code
					K7	CB750 L6	KA	Ke		
BULB, DASH (12V3.4W) (WHEN SERVICING COMP., UNIT, F.R.T. IS 0.3.)	0.2	1	34902-259-000	BULB, DASH (12V3.4W)	10	10	10	10		
		2	37200-425-611	SPEEDOMETER ASSY. (KPH)	1				2114000	DK,ED,F,G,SA,U
CABLE ASSY., TACHOMETER ODDMETER ASSY.	0.3		37200-425-671	SPEEDOMETER ASSY. (MPH ND) 37110-425-611	1		1			DK,ED,F,G,SA,U DM,E
TACHOMETER ASSY. (ND) SPEEDOMETER ASSY.			37200-425-721	SPEEDOMETER ASSY. (KPH ND)	1		1		2117470	DM,E CM
STAY A, METER SETTING STAY B, METER SETTING	0.4		37110-425-611	SPEEDOMETER ASSY. (KPH ND)			1		2114042	CM
COVER, METER LOWER CORD COMP., METER	0.5		37110-425-671	SPEEDOMETER ASSY. (MPH ND)			1		2114001	DK,ED,F,G,SA,U
CABLE, TACHOMETER INNER COVER, METER UPPER	0.1						1		2117471	DM,E YA
CABLE ASSY., SPEEDOMETER		3	37110-425-721	SPEEDOMETER ASSY. (KPH ND)			1		2114043	DM,E CM
			37200-MA4-601	SPEEDOMETER ASSY. (MPH ND)						DM,E
			37200-MA4-611	SPEEDOMETER ASSY. (KPH ND)			1			DK,ED,F,G,SA,U

1980.12.10

E

11

I 2

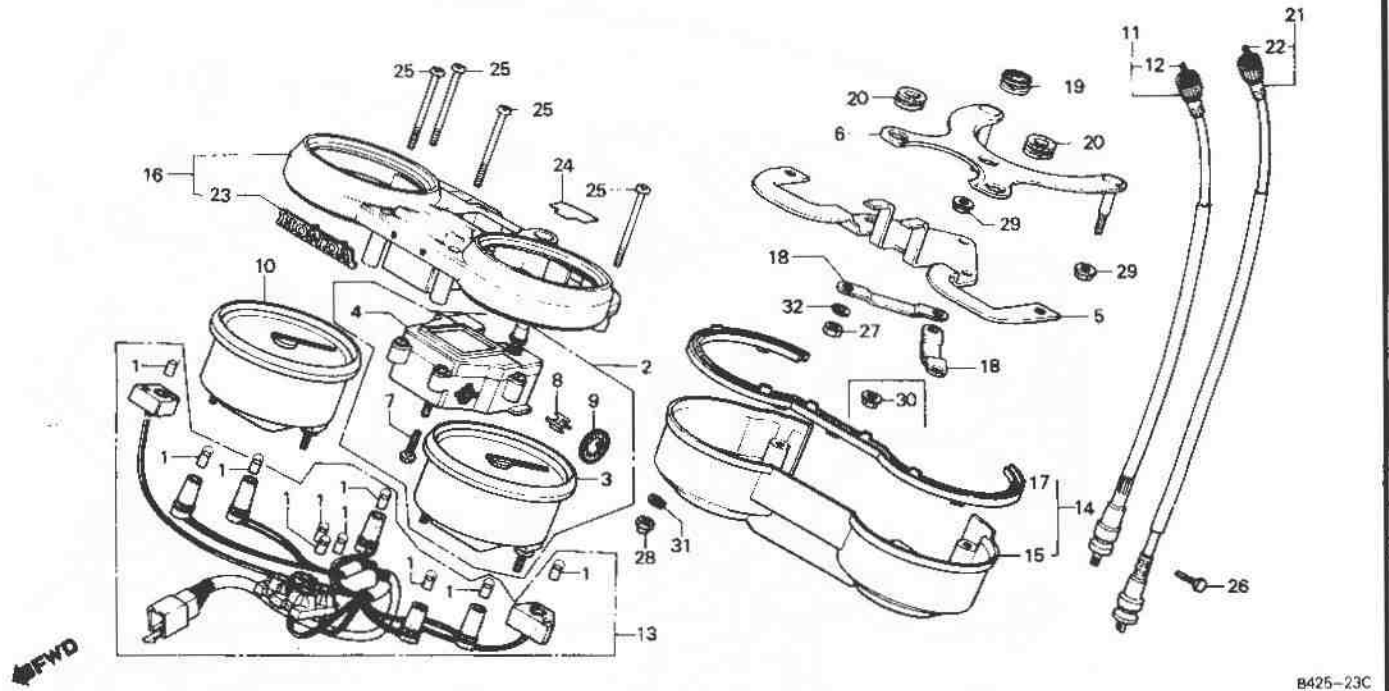
F-2

Meter

Compteurs

Messer

Medidor



B425-23C

Service Item	F.R.T.	Ref. No.	Part No.	Description	Reqd. No. CB750				Serial No.	Area code
					Kz	Lz	KA	Ke		
			37200-425-612	SPEEDOMETER ASSY. (KPH ND)		1			2114001	DK, ED, F, G, SA, U
			37200-425-672	SPEEDOMETER ASSY. (MPH ND)		1			2117471	DM, E
			37200-425-722	SPEEDOMETER ASSY. (KPH ND)		1			2114043	YA
			37200-MA4-721	SPEEDOMETER ASSY. (KPH ND)		1		1		CM
		4	37210-425-009	ODDMETER ASSY. (KPH ND)	1	1	1	1		CM, DK, ED, F, G, SA, U
			37210-425-671	ODDMETER ASSY. (MPH ND)	1	1	1	1		DM, E, YA
		5	37211-425-009	STAY A, METER SETTING	1	1	1	1		
		6	37212-425-009	STAY B, METER SETTING	1	1	1	1		
		7	37213-425-000	SCREW, PAN, 4X20	2	2	2	2		
		8	37214-425-009	JOINT, ODOMETER	1	1	1	1		
		9	37215-425-000	RUBBER, SUB COMBINATION METER	1	1	1	1		
		10	37250-425-009	TACHOMETER ASSY. (ND)	1	1				CM, DK, DM, U
			37250-425-772							

1980.12.10

E

12

I 3

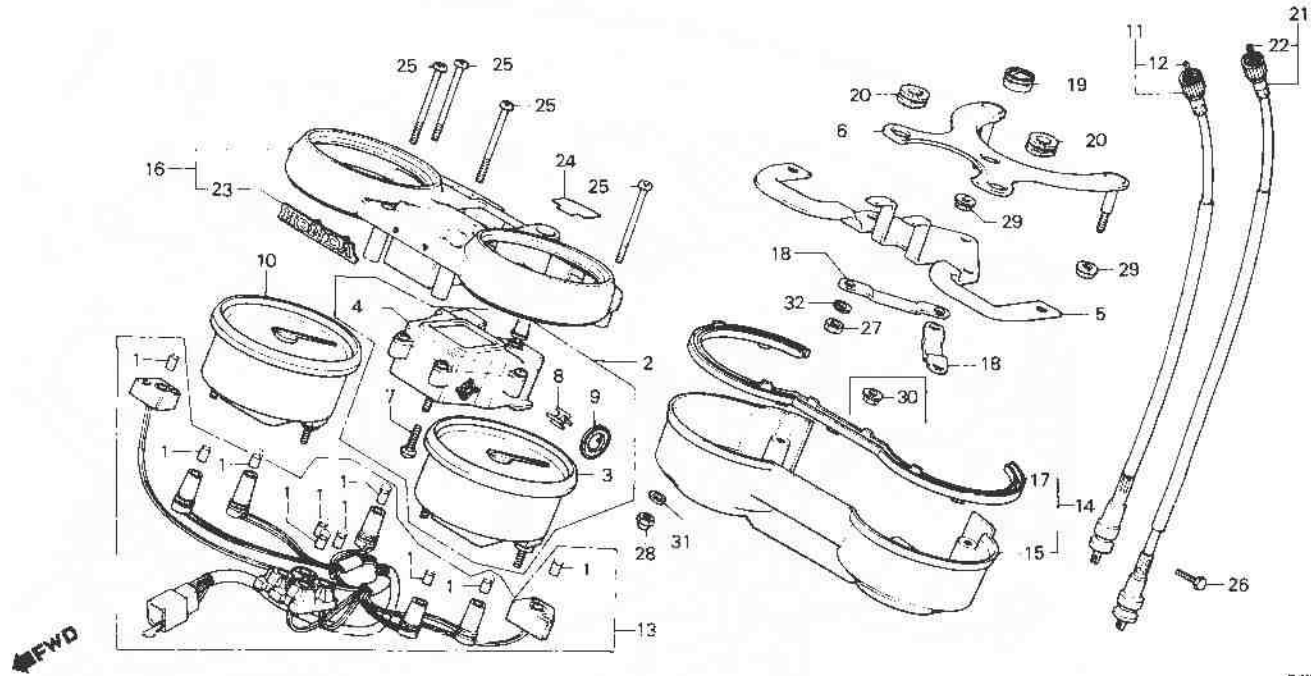
F-2

Meter

Compteurs

Messer

Medidor



B425 23C

Service item	F.R.T.	Ref. No.	Part No.	Description	Reqd. No.				Serial No.	Area code
					CB75D	K2	L2	KA		
			37250-425-601	TACHOMETER ASSY.	1					E,ED,F,G
			37250-425-602	TACHOMETER ASSY.	1	1		2114000		E,ED,F,G
			37250-425-761	TACHOMETER ASSY.						SA
			37250-425-762	TACHOMETER ASSY.				2114930		SA
			37250-425-771	TACHOMETER ASSY.				2114042		CM,DK,DM,U
			37250-425-772	TACHOMETER ASSY.						
			37250-MA4-601	TACHOMETER ASSY. (ND)						E,ED,F,G,SA
			37250-MA4-671	TACHOMETER ASSY.						DK,DM,U
			37250-425-602	TACHOMETER ASSY. (ND)				2114001		E,ED,F,G
										YA
			37250-425-762	TACHOMETER ASSY. (ND)				2114931		SA
			37250-425-772	TACHOMETER ASSY. (ND)				2114043		CM,DK,DM,U
			37250-MA4-671	TACHOMETER ASSY.						CM
11			37260-425-000	CABLE ASSY., TACHOMETER	1	1				
			37260-425-870	CABLE ASSY., TACHOMETER		1				
			37260-MA5-670	CABLE ASSY., TACHOMETER						
12			37261-425-000	CABLE, TACHOMETER INNER	1	1	1	1		
13			37612-425-671	CORD COMP., METER	1	1	1	1		
14			37617-425-009	COVER, METER LOWER	1	1				

1980.12.10

E

13

I 4

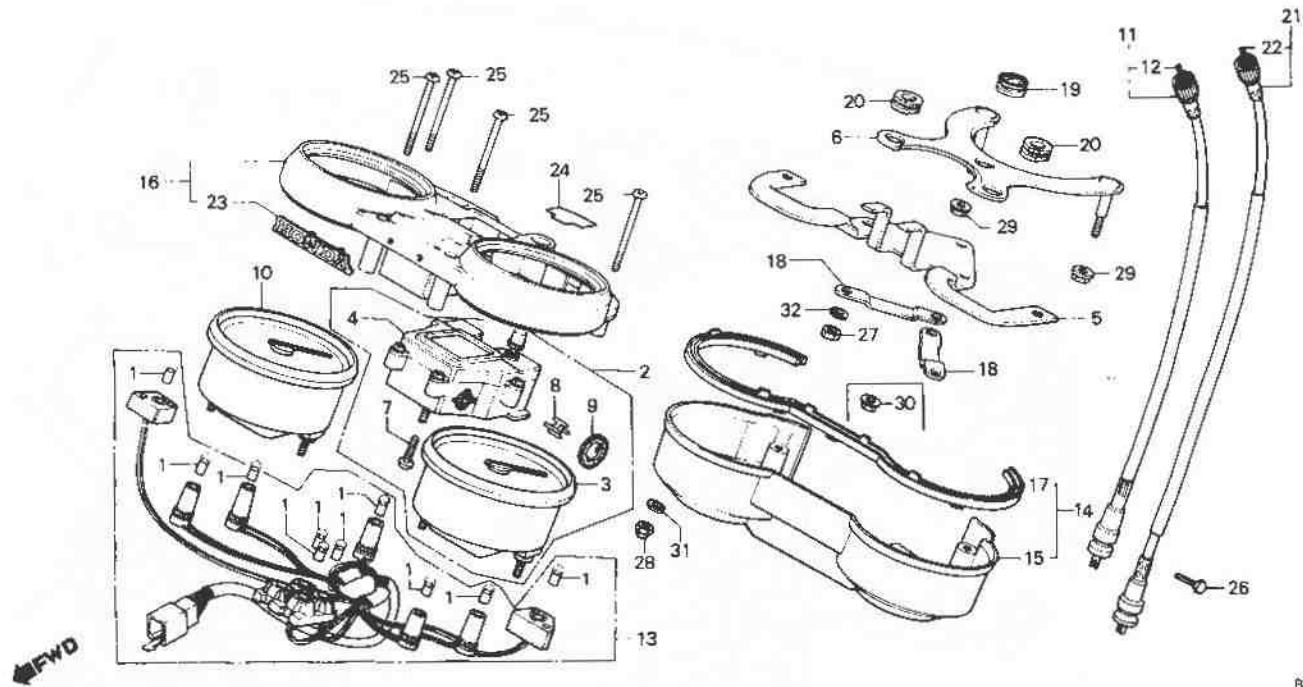
F-2

Meter

Compteurs

Messer

Medidor



B425-23C

Service item	F.R.T.	Ref. No.	Part No.	Description	Reqd. No.				Serial No.	Area code
					Kz	Lz	KA	Ks		
		15	37617-425-019	COVER, METER LOWER	1	1	1	1		
		16	37620-425-671	COVER, METER UPPER	1		1			
			37620-425-870	COVER, METER UPPER			1			
			37620-MA4-671	COVER, METER UPPER				1		
		17	37621-425-009	RING, METER COVER	1	1	1	1		
		18	37622-425-009	CLAMP, CORD	2	2	2	2		
		19	37630-425-009	RUBBER, CUSHION	1	1	1	1		
		20	37631-425-009	RUBBER, CUSHION	2	2	2	2		
		21	44830-415-000	CABLE ASSY., SPEEDOMETER	1		1	1		
			44830-425-870	CABLE ASSY., SPEEDOMETER			1			
		22	44831-415-610	CABLE, SPEEDOMETER INNER	1	1	1	1		

1980.12.10

E

14

I 5

F-2

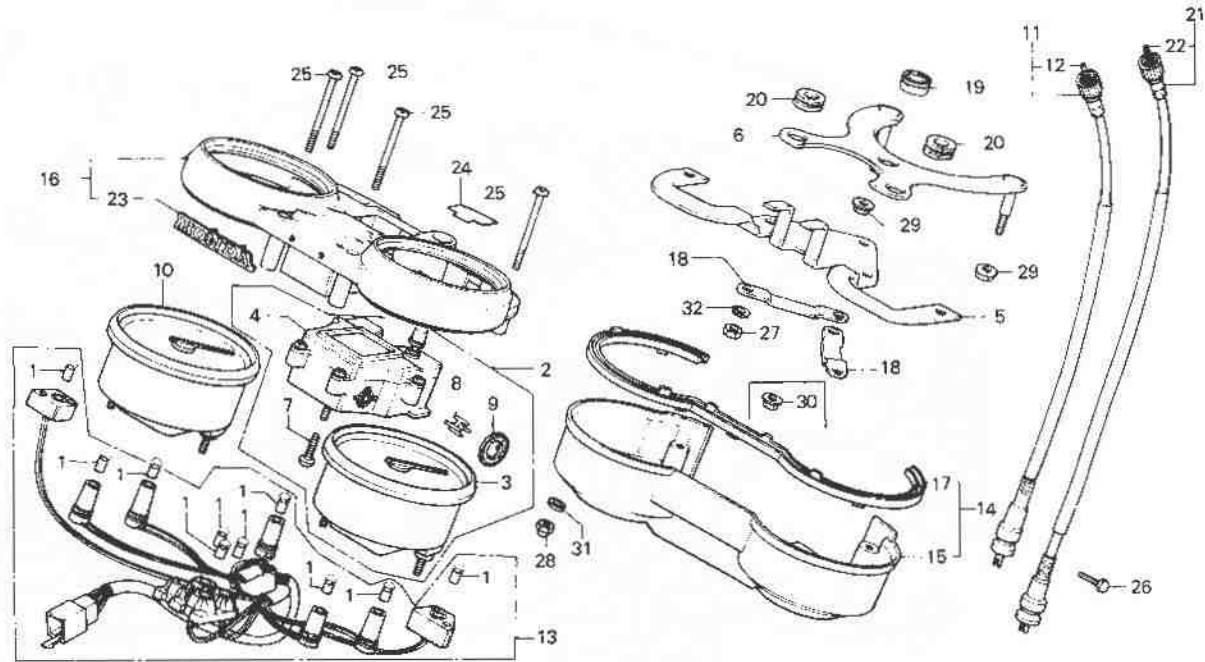
Méter

Compteurs

Messer

Medidor

FWD



8425-23C

Service Item	F.R.T.	Ref. No.	Part No.	Description	Reqd. No.				Serial No.	Area code
					Kz	Lz	Ka	Kb		
		23	87106-425-009	EMBLEM, METER TOP	1	1	1	1		
		24	87523-410-790	LABEL, BREAK IN CAUTION		1				
		25	90150-425-000	SCREW, PAN, 4X45	4	4	4	4		
		26	92000-05020-0A	BOLT, HEX., 5X20	1	1	1	1		
		27	94001-06080	NUT, HEX., 6MM	3	3	3	3		
		28	94021-06020	NUT, CAP, 6MM	2	2	2	2		
		29	94050-06000	NUT, FLANGE, 6MM		2				
			94050-06080	NUT, FLANGE, 6MM	2		2	2		
		30	94070-06080	NUT-WASHER, 6MM	3	3	3	3		
		31	94101-06700	WASHER, PLAIN, 6MM				2	2	
		32	94111-06000	WASHER, SPRING, 6MM		3				

1980.12.10

E

15

I 6

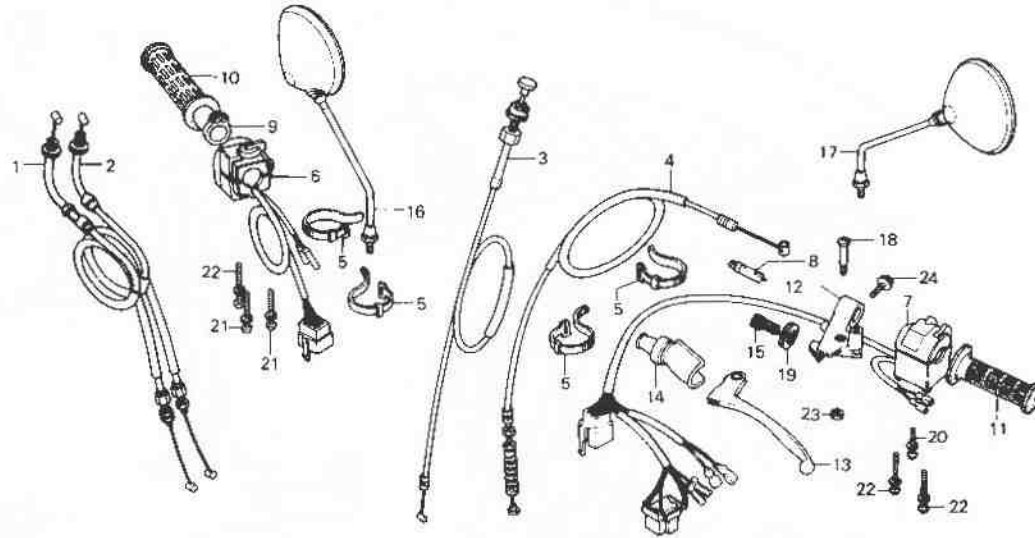
F-3

Handle lever • Switch • Cable

Levier de poignée • Interrupteur • Câble

Lenkstangenhebel • Schalter • Kabel

Palanca de manubrio • Interruptor • Cable



←FWD

B425-24

Service item	F.R.T.	Ref. No.	Part No.	Description	Reqd. No.				Serial No.	Area code
					Kz	Lz	KA	Ka		
CABLE COMP., THROTTLE (ONE OR ALL)	0.5	1	17910-425-010	CABLE COMP, A, THROTTLE	1				CM	
CABLE COMP., CHOKE	0.2		17910-425-611	CABLE COMP, A, THROTTLE	1			2033556	DK,DM,SA	
CABLE COMP., CLUTCH	0.3		17910-425-870	CABLE COMP, A, THROTTLE	1	1			E,ED,F,G,U	
PIPE, THROTTLE GRIP			17910-425-020	CABLE COMP, A, THROTTLE	1			2033557	DK,DM,SA	
BRACKET, L. HANDLE LEVER						1			CM,DK,DM,SA	
SWITCH COMP., FR. LEVER	0.1		17910-425-612	CABLE COMP, A, THROTTLE		1	1		E,ED,F,G,U,YA	
RUBBER, GRIP							1		DK,DM,SA	
LEVER, L. STEERING HANDLE			17910-425-030	CABLE COMP, A, THROTTLE			1		CM	
SWITCH ASSY., WINKER	0.4	2	17920-425-010	CABLE COMP, B, THROTTLE	1			2033556	CM	
SWITCH ASSY., STARTER KILL					1				DK,DM,SA	
			17920-425-610	CABLE COMP, B, THROTTLE	1				E,ED,F,G,U	
			17920-425-870	CABLE COMP, B, THROTTLE	1	1				
			17920-425-020	CABLE COMP, B, THROTTLE	1			2033557	DK,DM,SA	
						1			CM,DK,DM,SA	
			17920-425-611	CABLE COMP, B, THROTTLE		1	1		E,ED,F,G,U,YA	
							1		DK,DM,SA	
			17920-425-030	CABLE COMP, B, THROTTLE			1		CM	
		3	17950-425-000	CABLE COMP., CHOKE	1	1	1			
		4	22870-425-010	CABLE COMP., CLUTCH	1	1	1		CM	
					1		1		DK,DM,SA	

I 7

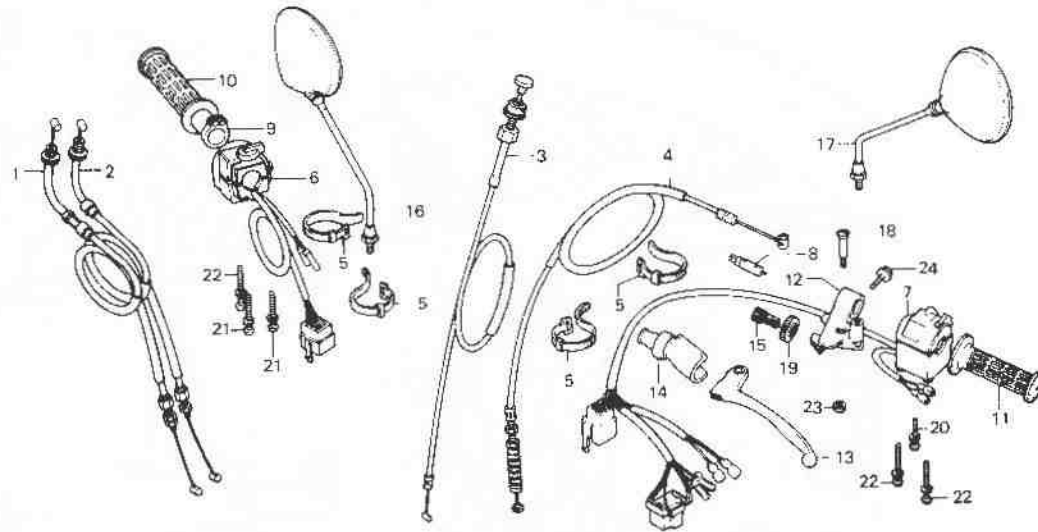
F-3

Handle lever • Switch • Cable

Levier de poignée • Interrupteur • Câble

Lenkstangenhebel • Schalter • Kabel

Palanca de manubrio • Interruptor • Cable



←FWD

6425-24

Service item	F.R.T.	Ref. No.	Part No.	Description	Reqd. No				Serial No.	Area code
					Kz	Lz	Ka	Kb		
			22870-425-611	CABLE COMP., CLUTCH	1	1	1		E, ED, F, G, U, YA DK, DM, SA	
		5	32161-404-000	BAND B1, WIRE	4	4	4	4	CM, DK, DM, SA E, ED, F, G, U, YA	
		6	35130-425-672	SWITCH ASSY., STARTER KILL	1	1	1		CM	
			35150-425-013	SWITCH ASSY., STARTER KILL	1	1			DK, DM, SA	
			35150-425-602	SWITCH ASSY., STARTER KILL	1	1			E, ED, F, G, U, YA	
			35130-461-770	SWITCH ASSY., STARTER KILL				1	CM	
			35150-425-602	SWITCH ASSY., STARTER KILL				1	DK, DM, E, ED, F, G, SA, U	
		7	35200-425-013	SWITCH ASSY., WINKER	1	1			DK, DM, SA	
			35200-425-672	SWITCH ASSY., WINKER	1	1	1		CM	
			35200-445-671	SWITCH ASSY., WINKER		1				

1980.12.10

E

17



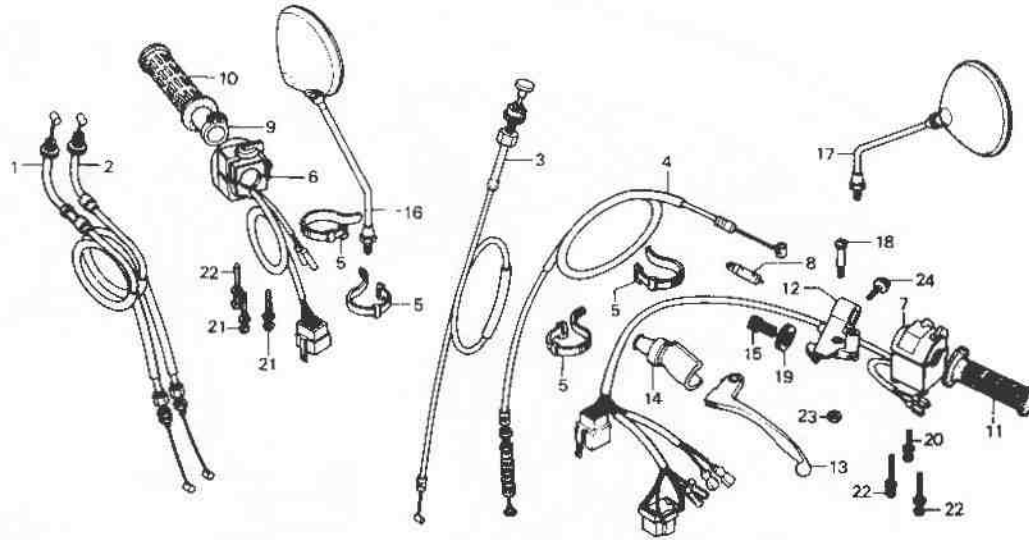
**F-3**

Handle lever • Switch • Cable

Levier de poignée • Interrupteur • Câble

Lenkstangenhebel • Schalter • Kabel

Palanca de manubrio • Interruptor • Cable



8425-24

Service Item	F.R.T.	Ref. No.	Part No.	Description	Reqd. No.				Serial No.	Area code
					K2	L2	K4	K6		
			35200-425-602	SWITCH ASSY., WINKER	1		1	1		E, ED, F, G, U, YA DK, DM, SA
		8	35330-413-003	SWITCH COMP., FR. LEVER	1	1	1	1		
		9	53141-300-010	PIPE, THROTTLE GRIP	1	1	1	1		
		10	53165-390-780	RUBBER, R. GRIP	1	1	1	1		
		11	53166-390-780	RUBBER, L. GRIP	1	1	1	1		
		12	53172-425-003	BRACKET, L. HANDLE LEVER	1	1	1	1		
		13	53178-425-003	LEVER, L. STEERING HANDLE	1	1	1	1		
		14	53180-425-000	BOOT, HANDLE LEVER	1	1	1	1		
			53180-425-010	BOOT, HANDLE LEVER				1		
		15	53192-425-000	BOLT, CABLE ADJUSTING	1	1	1	1		
		16	88110-425-013	MIRROR, BACK	1		1	1		CM, DK, DM, ED, G, SA
			88110-425-623	MIRROR, R. BACK	1				2033053	F
			88110-425-652	MIRROR, BACK	1		1	1		U
			88110-425-870	MIRROR, BACK		1				

1980.12.10

E

18



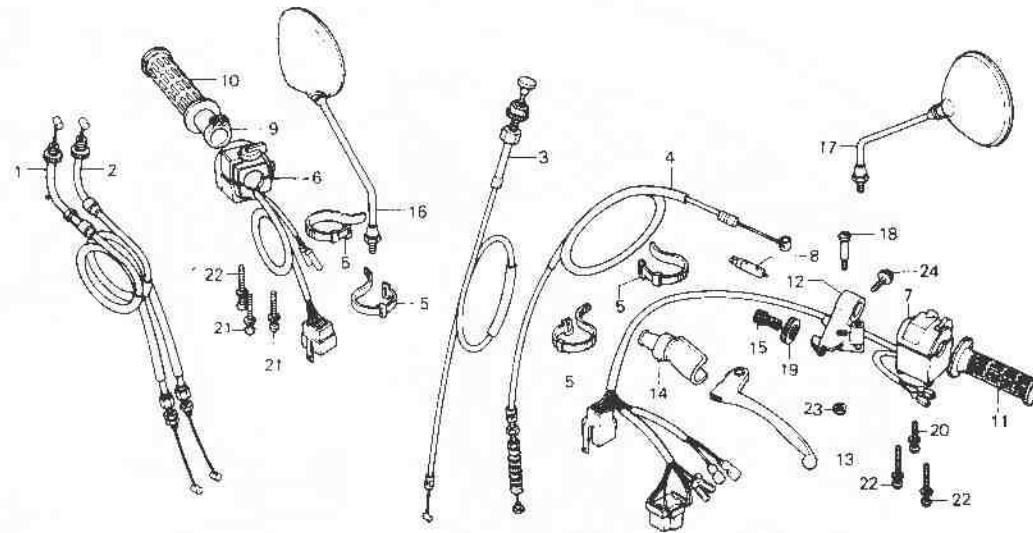
**F-3**

Handle lever • Switch • Cable

Levier de poignée •  
Interrupteur • Câble

Lenkstangenhebel •  
Schalter • Kabel

Palanca de manubrio •  
Interruptor • Cable



B425 24

Service item	F.R.T.	Ref. No.	Part No.	Description	Reqd. No				Serial No.	Area code
					Kz	Lz	KA	KE		
			88110-425-624	MIRROR, R. BACK	1				2033642	E
			88110-425-625	MIRROR, R. BACK	1				2033054 2033643	F E,F E,F,YA
		17	88120-425-623	MIRROR, L. BACK	1		1	1	2033053	F
			88120-425-624	MIRROR, L. BACK	1				2033642	E
			88120-425-625	MIRROR, L. BACK	1				2033054 2033643	F E,F E,F,YA
			88110-425-013	MIRROR, BACK	1		1	1		CM,DK,DM,ED,G,SA
			88110-425-652	MIRROR, BACK	1		1	1		U
			88110-425-870	MIRROR, BACK			1			
		18	90113-422-000	BOLT, L. STEERING HANDLE LEVER PIVOT	1	1	1	1		
		19	90321-422-000	NUT, FIXING	1	1	1	1		
		20	93891-05030-07	SCREW-WASHER, 5X30	1	1	1	1		
		21	93891-05035-07	SCREW-WASHER, 5X35	2	2	2	2		
		22	93891-05050-07	SCREW-WASHER, 5X50	3	3	3	3		
		23	94002-06000	NUT, HEX., 6MM	1		1	1		

1980.12.10

E

19

I 10

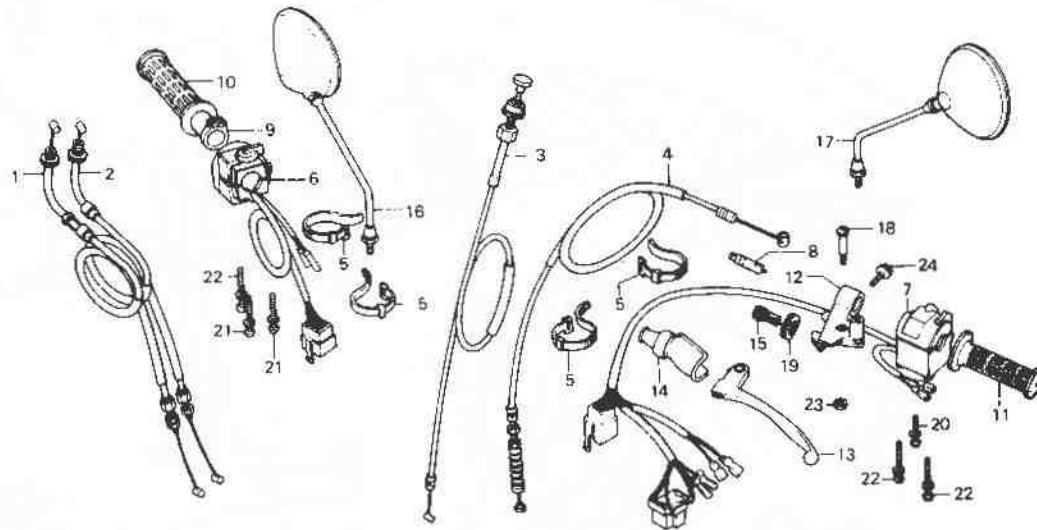
F-3

Handle lever • Switch • Cable

Levier de poignée • Interrupteur • Câble

Lenkstangenhebel • Schalter • Kabel

Palanca de manubrio • Interruptor • Cable



B425-24

Service item	F.R.T.	Ref. No.	Part No.	Description	Reqd. No.				Serial No.	Area code
					CB750	Kz	Lz	KA		
		24	94002-06020	NUT, HEX., 6MM		1				
			95700-06025-07	BOLT, FLANGE, 6X25		1	1	1		
			90105-425-670	BOLT, FLANGE, 6X25		1				

1980.12.10

E

110

I 11

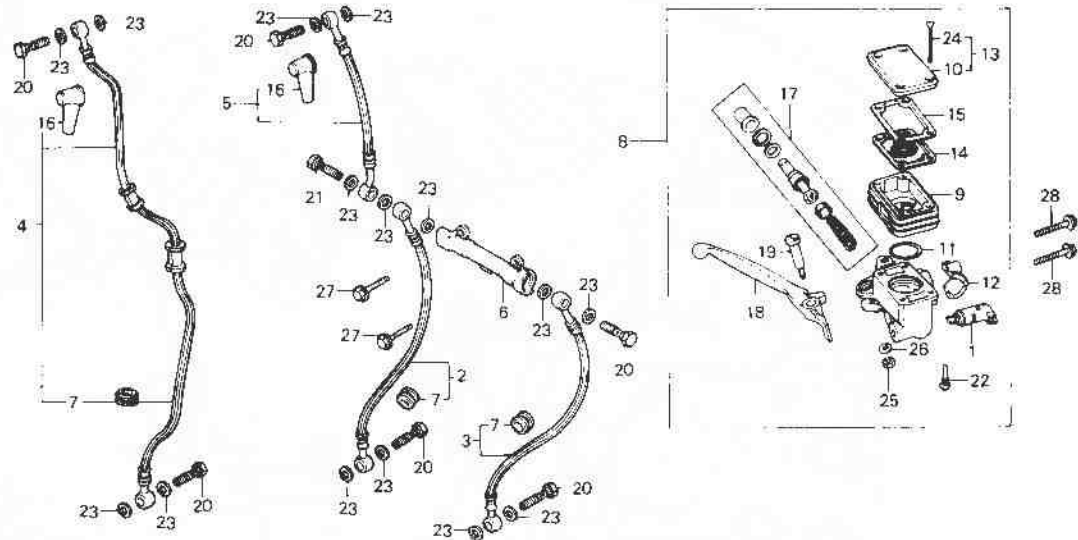
F-4

Front brake master cylinder  
(CB750Kz·Lz·KA)

Maître cylindre de frein avant  
(CB750Kz·Lz·KA)

Vorderradbremse- Hauptzylinder  
(CB750Kz·Lz·KA)

Cilindro maestro de freno  
delantero (CB750Kz·Lz·KA)



8425-25

Service Item	F.R.T.	Ref. No.	Part No.	Description	Road No.				Serial No.	Area code
					CB750	Kz	Lz	KA		
SWITCH ASSY., FR. STOP	0.1	1	35340-422-003	SWITCH ASSY., FR. STOP	1	1			CM, E, G	
DIAPHRAGM				35340-422-013	1			2033872	DK, DM, SA	
LEVER, R. STEERING HANDLE					1			2033912	ED, F	
CYLINDER ASSY., FR. MASTER	0.3				1			2033940	U	
HOSE FR. BRAKE						1		2105657	CM	
(WHEN SERVICING COMP., UNIT, F.R.T. IS 0.4.)			35340-422-013	SWITCH ASSY., FR. STOP	1		2033873		DK, DM, SA	
JOINT, TWO WAY					1		2033913		ED, F	
CUP, OIL	0.2				1		2033941		U	
CYLINDER SET, FR. MASTER	0.4					1	2105658		CM	
		2	45124-425-612	HOSE A, R, FR. BRAKE	1				DK, DM, E, ED, F, G, SA, U, YA	
			45124-425-613	HOSE A, R, FR. BRAKE (NICHIRIN)				1	E, ED, F, G, U	
		3	45125-425-612	HOSE A, L, FR. BRAKE	1				E, ED, F, G, U	
			45125-425-613	HOSE A, L, FR. BRAKE (NICHIRIN)				1	E, ED, F, G, U, YA	
		4	45126-425-013	HOSE ASSY., FR. BRAKE	1				CM, DK, DM, SA	
			45126-425-871	HOSE ASSY., FR. BRAKE		1				
			45126-425-771	HOSE ASSY., FR. BRAKE			1		CM, DK, DM, SA	
		5	45126-425-612	HOSE B, FR. BRAKE	1				E, ED, F, G, U	

1980.12.10

E

111

**I 12**

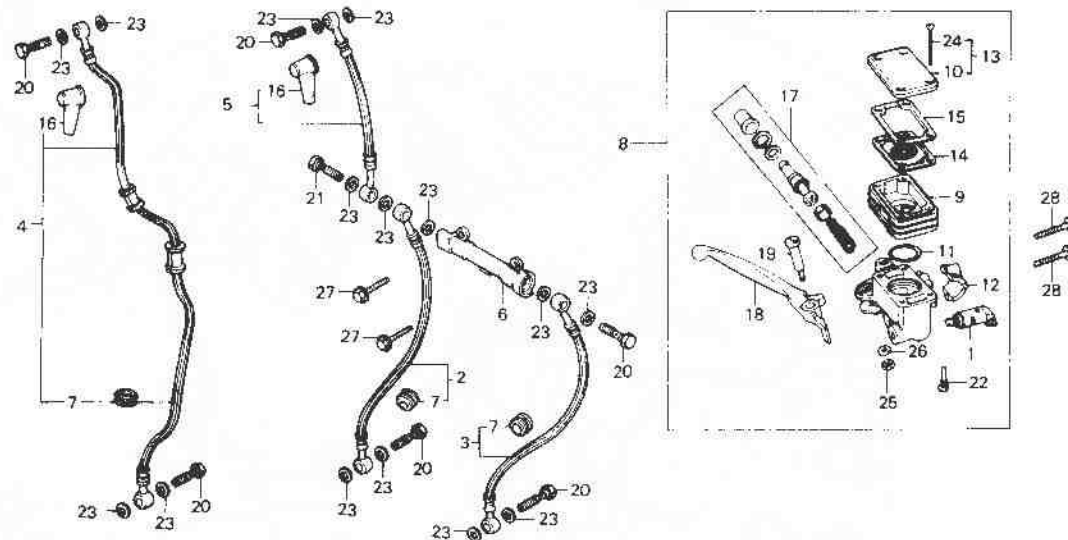
**F-4**

**Front brake master cylinder  
(CB750Kz·Lz·KA)**

**Maitre cylindre de frein avant  
(CB750Kz·Lz·KA)**

**Vorderradbremse-Hauptzylinder  
(CB750Kz·Lz·KA)**

**Cilindro maestro de freno  
delantero (CB750Kz·Lz·KA)**



**←FWD**

B475-25

Service item	F.R.T.	Ref. No.	Part No.	Description	Reqd. No.				Serial No.	Area code
					CB750	Kz	Lz	KA		
			45126-425-613	HOSE B, FR. BRAKE (NICHIRIN)				1		E,ED,F,G,U,YA
		6	45127-422-003	JOINT, TWO WAY	1			1		E,ED,F,G,U,YA
		7	45146-300-000	GROMMET, BRAKE HOSE	1	1		1		CM,DK,DM,SA
								2		E,ED,F,G,U,YA
		8	45500-413-872	CYLINDER ASSY., FR. MASTER	1			1		CM
			45500-425-612	CYLINDER ASSY., FR. MASTER	1				2030290	E,ED,F,G
			45500-425-613	CYLINDER ASSY., FR. MASTER						
			45500-425-653	CYLINDER ASSY., FR. MASTER	1				2030439	U
			45500-425-654	CYLINDER ASSY., FR. MASTER						
			45500-425-681	CYLINDER ASSY., FR. MASTER	1				2030389	DK,DM,SA
			45500-425-682	CYLINDER ASSY., FR. MASTER						
			45500-425-613	CYLINDER ASSY., FR. MASTER	1				2030291	E,G
			45500-425-615	CYLINDER ASSY., FR. MASTER	1				2030291	ED,F
			45500-425-654	CYLINDER ASSY., FR. MASTER	1				2030440	2033912 2033940
			45500-425-656	CYLINDER ASSY., FR. MASTER						
			45500-425-682	CYLINDER ASSY., FR. MASTER	1				2030390	2033872
			45500-425-684	CYLINDER ASSY., FR. MASTER						
			45500-425-771	CYLINDER ASSY., FR. MASTER				1		2105657
			45500-425-772	CYLINDER ASSY., FR. MASTER						CM

1980.12.10

E

I12

I 13

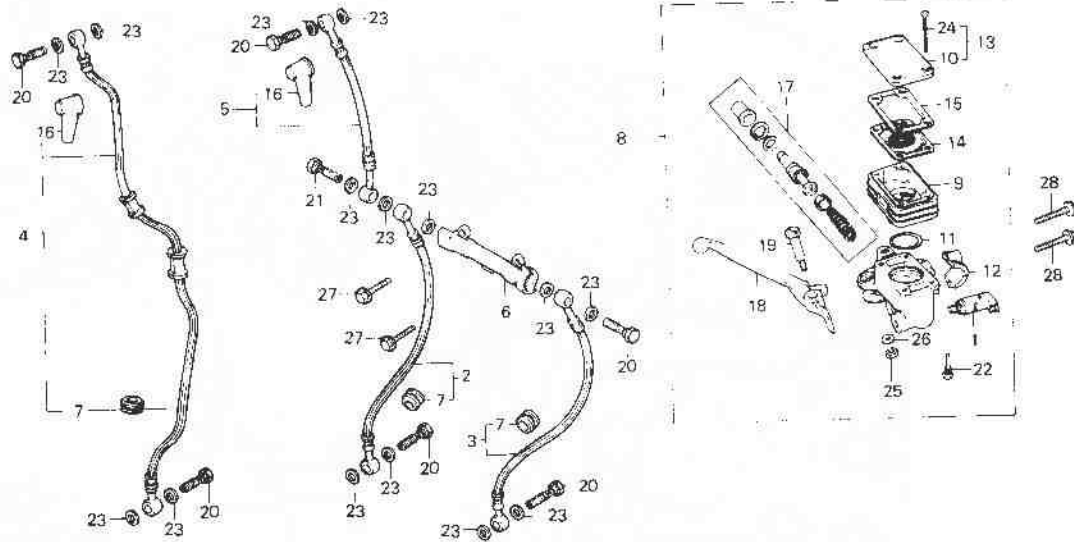
F-4

Front brake master cylinder  
(CB750Kz·Lz·KA)

Maitre cylindre de frein avant  
(CB750Kz·Lz·KA)

Vorderradbremse-Hauptzylinder  
(CB750Kz·Lz·KA)

Cilindro maestro de freno  
delantero (CB750Kz·Lz·KA)



B425-75

Service Item	F.R.T.	Ref. No.	Part No.	Description	Reqd. No				Serial No.	Area code
					CB750	Kz	Lz	KA		
			45500-425-615	CYLINDER ASSY., FR. BRAKE MASTER	1				2033913	ED,F
			45500-425-656	CYLINDER ASSY., FR. BRAKE MASTER	1	1			2033941	E,ED,F,G,YA
			45500-425-684	CYLINDER ASSY., FR. BRAKE MASTER	1				2033873	U
			45500-425-772	CYLINDER ASSY., FR. BRAKE MASTER	1				2105658	DK,DM,SA
		9	45511-422-016	CUP, OIL	1	1				DK,DM,SA
			45511-438-006	CUP, OIL			1			U
		10	45513-422-651	CAP, OIL CUP	1				2030389	DK,DM,SA
			45519-422-651	CAP, OIL CUP	1				2030439	U
			45513-422-671	CAP, OIL CUP	1	1				CM
			45513-443-611	CAP, OIL CUP	1				2030290	E,ED,F,G
			45513-422-652	CAP, OIL CUP	1				2030390	DK,DM,SA
					1				2030440	U
			45513-422-672	CAP, OIL CUP			1			DK,DM,SA,U
			45513-443-612	CAP, OIL CUP	1		1			CM
					1				2030291	E,ED,F,G
							1			E,ED,F,G,YA

1980.12.10

E

I13

I 14

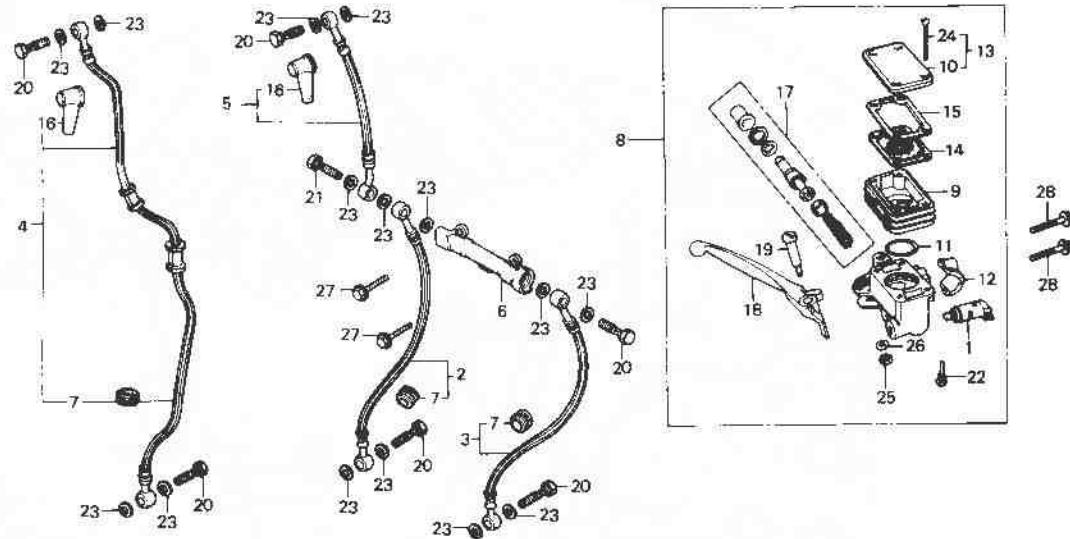
F-4

Front brake master cylinder  
(CB750Kz·Lz·KA)

Maitre cylindre de frein avant  
(CB750Kz·Lz·KA)

Vorderradbremse- Hauptzylinder  
(CB750Kz·Lz·KA)

Cilindro maestro de freno  
delantero (CB750Kz·Lz·KA)



B425- 25

Service item	F.R.T.	Ref. No.	Part No.	Description	Reqd. No				Serial No.	Area code
					Kz	Lz	KA	KA		
		11	45516-422-006	O-RING, 39,7X3,5	1	1	1			
		12	45517-422-006	HOLDER, MASTER CYLINDER	1	1	1			
		13	45519-422-651	CAP SET, DIL CUP	1				2030389 DK,DM,SA	
					1				2030439 U	
			45519-443-611	CAP SET, DIL CUP	1				2030290 E,ED,F,G	
		14	45520-422-006	DIAPHRAGM	1	1			CM	
					1				2030389 DK,DM,SA	
					1				2030290 E,ED,F,G	
					1				2030439 U	
			45520-422-016	DIAPHRAGM	1			2030390	DK,DM,SA	
					1			2030291	E,ED,F,G	
					1			2030440	U	
		15	45521-422-006	PLATE, DIAPHRAGM	1	1	1			
		16	45522-422-000	BOOT, MASTER CYLINDER	1	1	1			
		17	45530-422-305	CYLINDER SET, FR. MASTER	1	1	1		E,ED,F,G,U,YA	
			45530-442-305	CYLINDER SET, MASTER	1	1	1		CM,DK,DM,SA	
		18	53175-422-000	LEVER, R. STEERING HANDLE	1	1	1			

1980.12.10

E

114

I 15

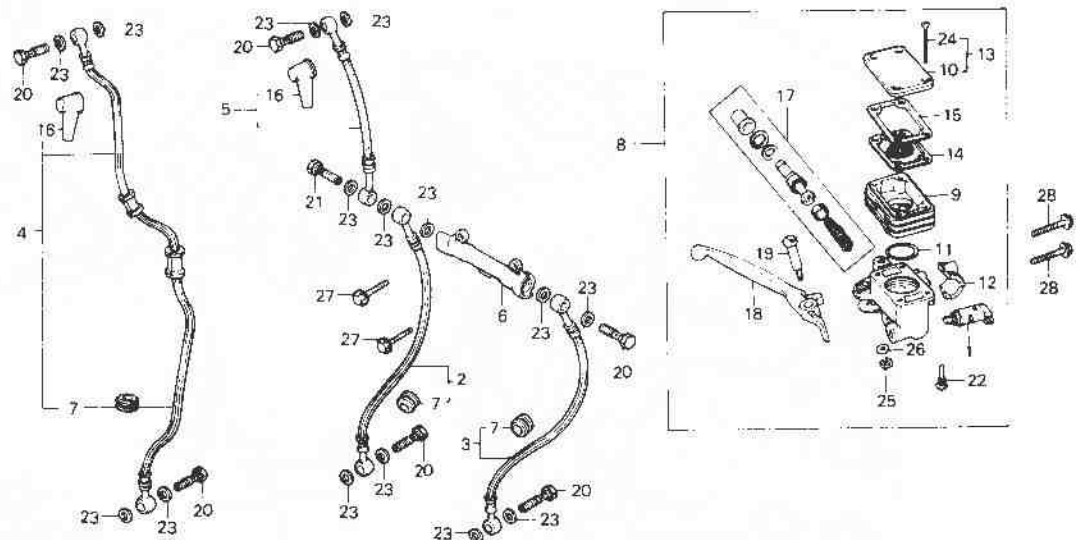
F-4

Front brake master cylinder  
(CB750Kz·Lz·KA)

Maitre cylindre de frein avant  
(CB750Kz·Lz·KA)

Vorderradbremse-Hauptzylinder  
(CB750Kz·Lz·KA)

Cilindro maestro de freno  
delantero (CB750Kz·Lz·KA)



FWD

8425-25

Service item	F.R.T.	Ref. No.	Part No.	Description	Reqd. No.				Serial No.	Area code
					Kz	Lz	KA	Ke		
		19	90114-422-000	BOLT, R. STEERING HANDLE LEVER PIVOT	1	1	1			
		20	90145-300-000	BOLT, OIL	2		2		CM,DK,DM,SA	
			90145-371-980	BOLT, OIL	4		4		E,ED,F,G,U,YA	
		21	90145-422-010	BOLT, OIL	1		1		E,ED,F,G,U,YA	
		22	90183-422-000	SCREW, PAN, 4X13.5	1	1	1			
		23	90545-300-000	WASHER, OIL BOLT	4	4	4		CM,DK,DM,SA	
		24	93600-04037-16	SCREW, FLAT, 4X37	11		11		E,ED,F,G,U,YA	
					4		4		CM	
					4		4	2030389	DK,DM,SA	
					4		4	2030290	E,ED,F,G	
					4		4	2030439	U	
			90137-422-006	SCREW, CAP, 4X35	4		4	2030390	DK,DM,SA	
					4		4	2030291	E,ED,F,G	
					4		4	2030440	U	
		25	94002-06000	NUT, HEX., 6MM	1	1	1			
		26	94101-06000	WASHER, PLAIN, 6MM	1	1	1			

1980.12.10

E

115

I 16

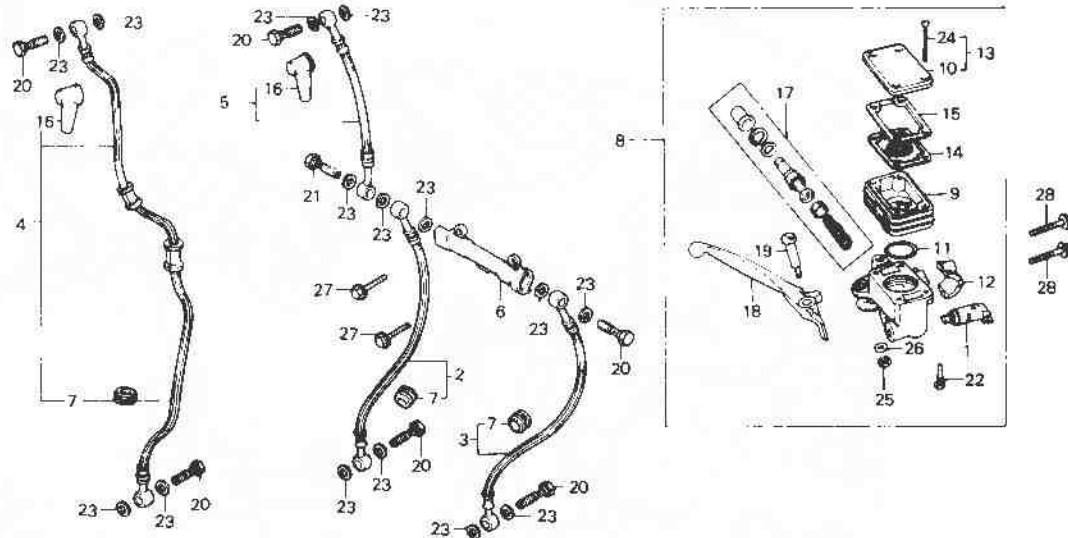
F-4

Front brake master cylinder  
(CB750Kz·Lz·KA)

Maitre cylindre de frein avant  
(CB750Kz·Lz·KA)

Vorderradbremse-Hauptzylinder  
(CB750Kz·Lz·KA)

Cilindro maestro de freno  
delantero (CB750Kz·Lz·KA)



← FWD

B425-25

Service item	F.R.T.	Ref. No.	Part No.	Description	Reqd. No.				Serial No.	Area code
					CB750	Kz	Lz	KA		
		27	95700-06020-00	BOLT, FLANGE, 6X20	2	2				E, ED, F, G, U, YA
		28	95700-06025-07	BOLT, FLANGE, 6X25	2	2				
			90105-425-870	BOLT, FLANGE, 6X25			2			

1980.12.10

E

116



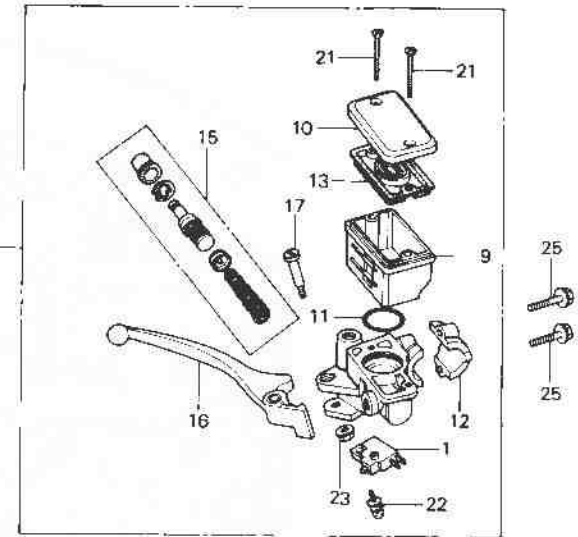
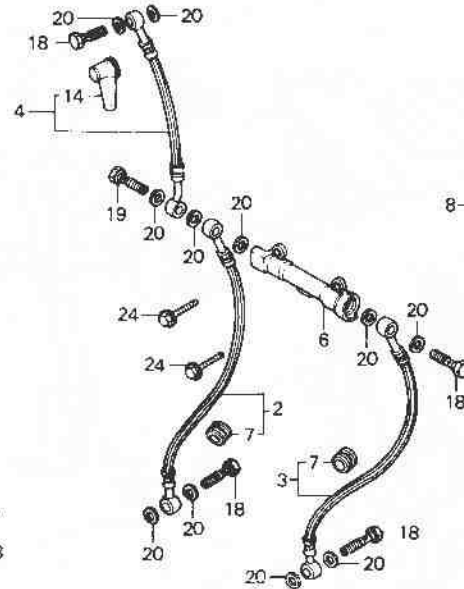
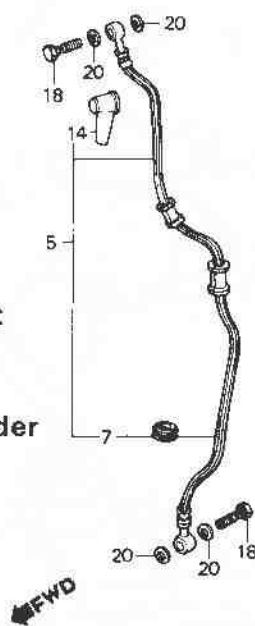
**F-4-1**

**Front brake master cylinder  
(CB750K<sub>B</sub>)**

**Maitre cylindre de frein avant  
(CB750K<sub>B</sub>)**

**Vorderradbremse-Hauptzylinder  
(CB750K<sub>B</sub>)**

**Cilindro maestro de freno  
delantero (CB750K<sub>B</sub>)**



3429 1/79

Service item	F.R.T.	Ref. No.	Part No.	Description	Reqd. No.				Serial No.	Area code
					CB750	K7	L7	KA		
SWITCH ASSY., FR. STOP	0.1	1	35340-MA5-671	SWITCH ASSY., FR. STOP					1	
LEVER COMP., R. HANDLE		2	45124-425-613	HOSE A, R. FR. BRAKE					1	
JOINT, TWO WAY	0.3			(NICHIRIN)						DK,DM,E,ED,F,G,SA,U
CYLINDER ASSY., FR. BRAKE		3	45125-425-613	HOSE A, L. FR. BRAKE					1	DK,DM,E,ED,F,G,SA,U
MASTER				(NICHIRIN)						
HOSE ASSY., FR. BRAKE	0.4	4	45126-425-613	HOSE B, FR. BRAKE (NICHIRIN)					1	DK,DM,E,ED,F,G,SA,U
CYLINDER SET, MASTER		5	45126-425-771	HOSE ASSY., FR. BRAKE					1	CM
CUP, OIL	0.2	6	45127-422-003	JOINT, TWO WAY					1	DK,DM,E,ED,F,G,SA,U
		7	45146-300-000	GROMMET, BRAKE HOSE					1	CM
		8	45500-MA4-671	CYLINDER ASSY., FR. BRAKE					2	DK,DM,E,ED,F,G,SA,U
				MASTER					1	CM
			45500-445-631	CYLINDER ASSY., FR. MASTER					1	DK,DM,E,ED,F,G,SA,U
		8	45511-MA5-671	CUP, OIL					1	
		10	45513-MA5-671	CAP, OIL CUP					1	
		11	45516-166-006	O-RING					1	
		12	45517-MA5-671	HOLDER, MASTER CYLINDER					1	

1980.12.10

E

J1



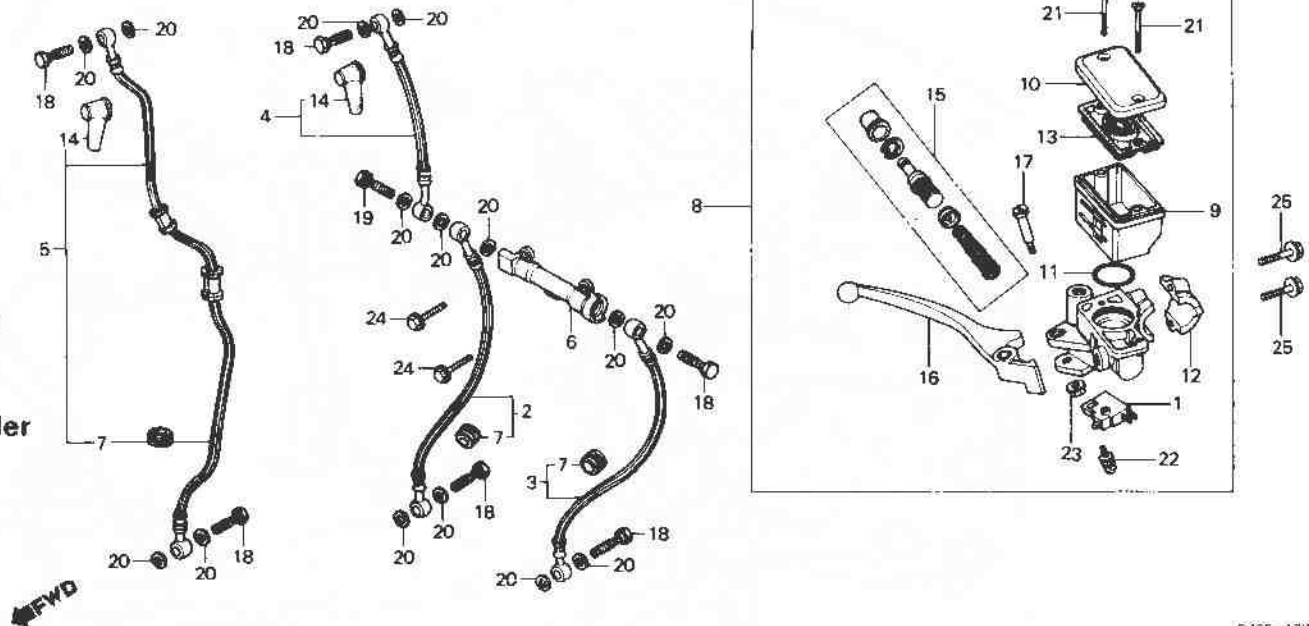
**F-4-1**

**Front brake master cylinder  
(CB750Kb)**

**Maitre cylindre de frein avant  
(CB750Kb)**

**Vorderradbremse- Hauptzylinder  
(CB750Kb)**

**Cilindro maestro de freno  
delantero (CB750Kb)**



B425-179

Service item	F.R.T.	Ref. No.	Part No.	Description	Reqd. No.				Serial No.	Area code
					CB750	Kz	Lz	Ka		
		13	45520-MA5-671	DIAPHRAGM					1	
		14	45522-422-000	BOOT, MASTER CYLINDER					1	
		15	45530-MA4-671	CYLINDER SET, MASTER					1	CM
			45530-MA5-671	CYLINDER SET, MASTER					1	DK,DM,E,ED,F,G,SA,U
		16	53175-MA5-671	LEVER COMP., R. HANDLE					1	
		17	90114-MA5-671	BOLT, R. STEERING HANDLE LEVER PIVOT					1	
		18	90145-300-000	BOLT, OIL					2	CM
									4	DK,DM,E,ED,F,G,SA,U
		19	90145-422-010	BOLT, OIL					1	DK,DM,E,ED,F,G,SA,U
		20	90545-300-000	WASHER, OIL BOLT					4	CM
									11	DK,DM,E,ED,F,G,SA,U
		21	93600-04045-16	SCREW, FLAT, 4X45					2	
		22	93893-04012-18	SCREW-WASHER, 4X12					1	
		23	94050-06000	NUT, FLANGE, 6MM					1	
		24	95700-06025-00	BOLT, FLANGE, 6X25					2	DK,DM,E,ED,F,G,SA,U
		25	95700-06025-07	BOLT, FLANGE, 6X25					2	

1980.12.10

E

J2

**J 3**

**F-5**

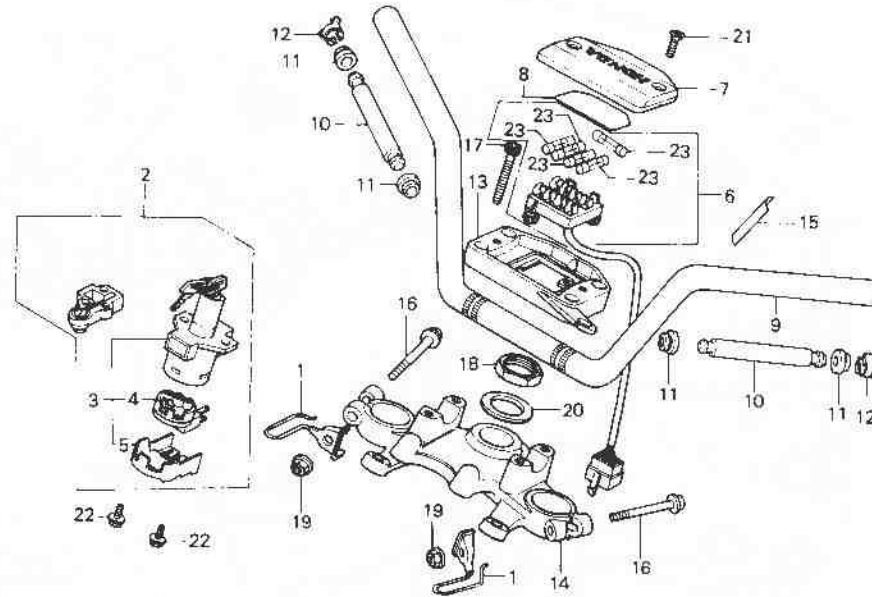
Handle pipe · Top bridge

Guidon · Haut de fourche

Lenkrohr · Obere Brücke

Tubo do manubrio ·

Puente superior



←FWD

9426 26A

Service item	F.R.T.	Ref. No.	Part No.	Description	Reqd. No.				Serial No.	Area code
					Kz	Lz	Ka	Ke		
KEY SET	0.5	1	17908-425-000	GUIDE, CABLE	2	2	2		CM	
SWITCH ASSY., COMBINATION & LOCK	0.4				2	2	1		DK, DM, SA	
					1	1	1		E, ED, F, G, U, YA	
BASE COMP., CONTACT PLATE ASSY., FUSE	0.3	2	17908-425-870	GUIDE, CABLE		2			CM	
HOLDER, HANDLE UPPER PIPE, STEERING HANDLE	0.6		35010-393-771	KEY SET	1				DK, DM, SA, U	
BRIDGE, FORK TOP COVER, FUSE PLATE	0.1		35010-410-612	KEY SET	1	1			E, ED, F, G, YA	
WEIGHT, HANDLE			35010-425-870	KEY SET			1	1	CM	
			35010-426-630	KEY SET				1	DK, DM, E, F, SA, U	
			35010-426-660	KEY SET				1	ED, G	
		3	35100-422-017	SWITCH ASSY., COMBINATION & LOCK	1	1	1	1	CM, DK, DM, SA, U	
			35100-422-602	SWITCH ASSY., COMBINATION	1	1		1	E, F	
					1	1	1		E, F, YA	
					1	1	1		ED, G	
		4	35101-422-007	BASE COMP., CONTACT	1	1	1	1		
		5	35102-431-007	COVER, SWITCH	1	1	1	1		
		6	38200-425-005	PLATE ASSY., FUSE	1	1	1			
			38200-MA4-671	PLATE ASSY., FUSE				1		
		7	38210-425-000	COVER, FUSE PLATE	1	1	1	1		
		8	38215-425-000	LABEL, FUSE	1	1			CM, DK, DM, E, ED, G, SA, U, YA	



**F-5**

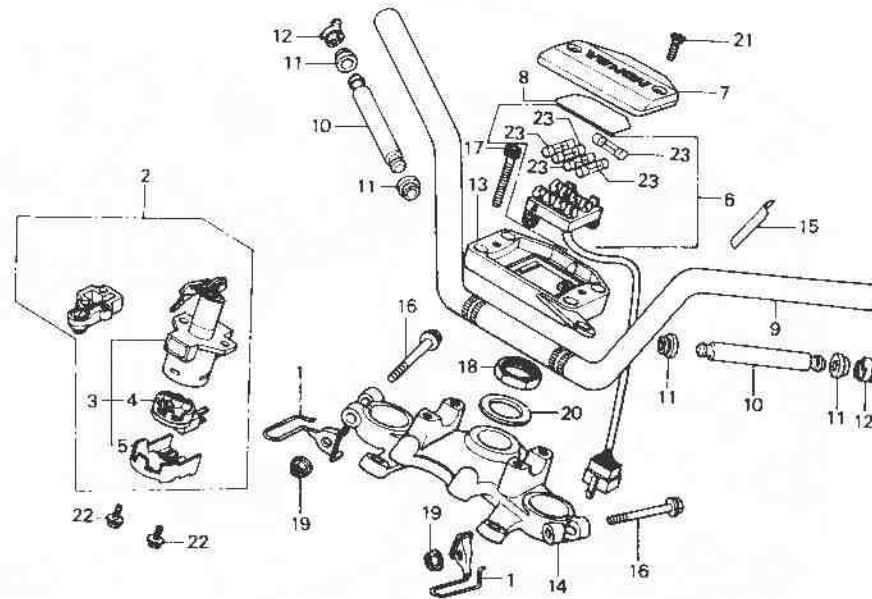
Handle pipe • Top bridge

Guidon • Haut de fourche

Lenkrohr • Obere Brücke

Tubo do manubrio •

Puente superior



B425-26A

Service item	F.R.T.	Ref. No.	Part No.	Description	Reqd. No				Serial No.	Area code
					Kz	Lz	KA	Ks		
			38215-425-620	LABEL, FUSE (FRENCH)	1		1			CM
			38215-426-770	LABEL, FUSE	1		1			F
			38215-426-780	LABEL, FUSE (FRENCH)			1			
			38215-MA4-670	LABEL, FUSE				1		CM,DK,DM,E,ED,G,SA,U
			38215-MA4-720	LABEL, FUSE (FRENCH)				1		F,CM
		9	53100-425-010	PIPE, STEERING HANDLE	1					CM,DK,DM,SA
			53100-425-610	PIPE, STEERING HANDLE	1		1	1		E,ED,F,G,U,YA
			53100-425-870	PIPE, STEERING HANDLE			1			DK,DM,SA
			53100-425-770	PIPE, STEERING HANDLE				1		CM,DK,DM,SA
			53100-MA4-670	PIPE, STEERING HANDLE				1		CM
		10	53105-425-000	WEIGHT, HANDLE	2	2				CM
					2		2			DK,DM,U
			53105-425-830	WEIGHT, HANDLE	2		2	2		E,ED,F,G,SA,YA
							2			U
							2	2		CM
							2			DK,DM
		11	53107-425-000	RUBBER, HANDLE WEIGHT	4	4	4	4		

1980.12.10

E

J4



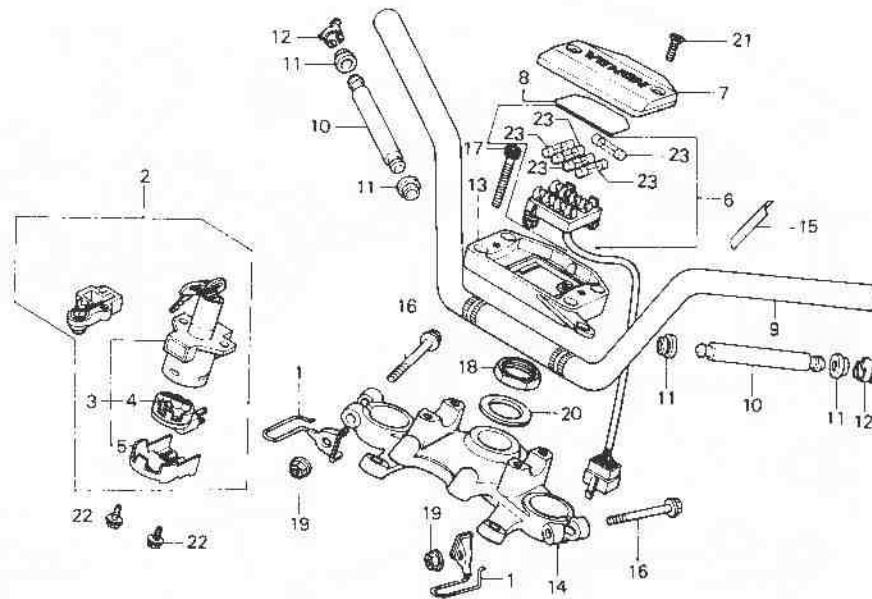
**F-5**

Handle pipe · Top bridge

Guidon · Haut de fourche

Lenkrohr · Obere Brücke

Tubo do manubrio ·  
Puente superior



9425-26A

Service Item	F.R.T.	Ref. No.	Part No.	Description	Reqd. No.				Serial No.	Area code
					CB750	Kz	Lz	Ka		
		12	53108-415-004	RING, HANDLE WEIGHT SNAP		2	2	2	2	
		13	53131-425-000	HOLDER, HANDLE UPPER		1	1	1		
			53131-MA4-670	HOLDER, HANDLE UPPER						CM
			53131-425-010	HOLDER, HANDLE UPPER						DK,DM,E,ED,F,G,SA,U
		14	53230-425-000	BRIDGE, FORK TOP		1	1			
			53230-425-770	BRIDGE, FORK TOP				1	1	CM, YA
			53230-MA4-670	BRIDGE, FORK TOP						DK,DM,E,ED,F,G,SA,U
		15	87517-MA4-670	LABEL, FR. FORK CAUTION						CM
			87517-MA4-720	LABEL, FR. FORK CAUTION (FRENCH)						CM
		16	90155-369-000	BOLT, FLANGE, 7X54		2		2	2	
			90155-425-870	BOLT, FLANGE, 7X54			2			
		17	90185-371-000	BOLT, HEX, SOCKET, 8X32		4	4	4	4	
		18	90304-425-000	NUT, STEERING STEM		1	1	1	1	
		19	90355-369-000	NUT, FLANGE, 7MM		2		2	2	
			90360-425-870	NUT, CAP, 7MM			2			
		20	90503-425-000	WASHER, STEERING STEM		1	1	1	1	

1980.12.10

E

J5

J 6

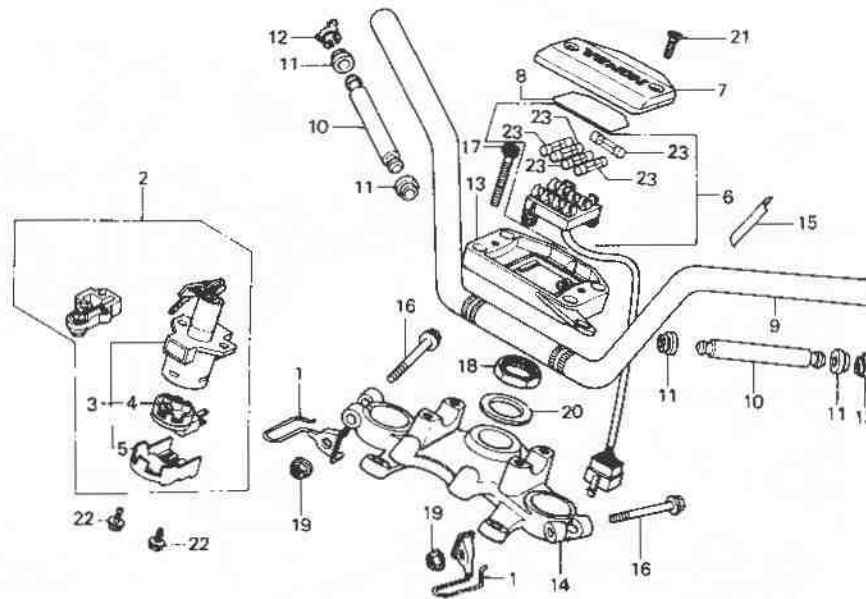
F-5

Handle pipe · Top bridge

Guidon · Haut de fourche

Lenkrohr · Obere Brücke

Tubo do manubrio ·  
Puente superior



B425-26A

Service item	F.R.T.	Ref. No.	Part No.	Description	Reqd. No.				Serial No.	Area code
					Kz	Lz	KA	Ka		
		21	93700-05020-16	SCREW, FLAT, 5X20	2	2	2	2		
		22	95700-06012-00	BOLT, FLANGE, 6X12	2	2				CM
			95700-06016-00	BOLT, FLANGE, 6X16	2		2	2		DK, DM, E, ED, F, G, SA, U, YA
		23	98200-21000	FUSE B (10A)	5	5	5			CM
			98200-21500	FUSE B (15A)				5		

1980.12.10

E

J6

**J 7**

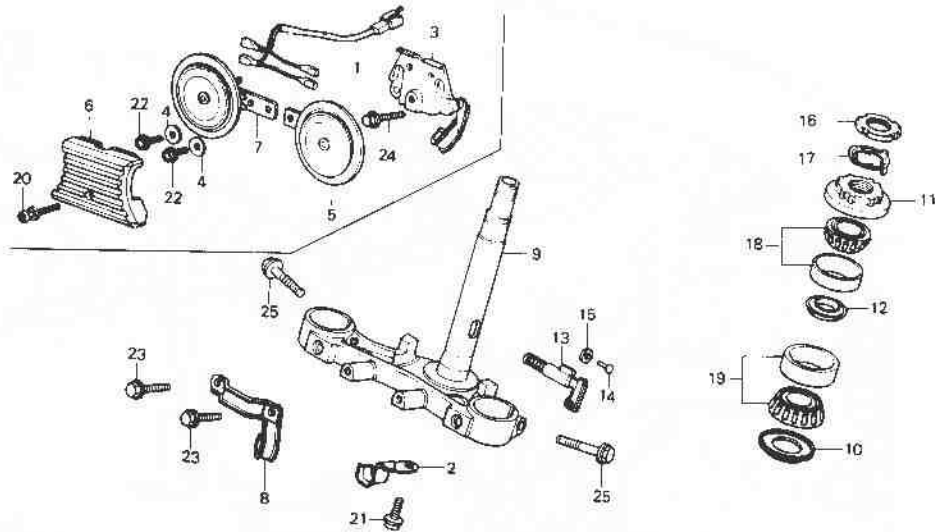
**F-6**

**Steering stem**

**Tige de direction**

**Steuerkopfschaft**

**Varilla de dirección**



**FWD**

B425-27

Service Item	F.R.T.	Ref. No.	Part No.	Description	Reqd. No.				Serial No.	Area code
					CB750					
					Kz	Lz	Ka	Kb		
HORN COMP. (HIGH) (ONE OR ALL)	0.1	1	32101-438-000	HARNES A, SUB WIRE	1					
LOCK COMP., STEERING HANDLE THREAD COMP., STEERING HEAD	0.5	2	32123-425-010	CLIP, WIRE HARNES	1	1				CM
STEM COMP., STEERING *NH-1* BEARING, HEAD PIPE UPPER (ONE OR ALL)	1.1 1.0	3	38102-425-871	STAY COMP., HORN	1				2032873	DK,DM,E,ED,F,G,SA,U
		4	38106-410-004	WASHER, PLAIN, 20MM	2					
		5	38110-438-004	HORN COMP. (HIGH)	1					
		6	38111-438-000	EMBLEM, HORN	1					
		7	38120-438-004	HORN COMP. (LOW)	1					
		8	45127-425-000	CLIP A, BRAKE HOSE	1		1			CM,DK,DM,SA
		9	53200-425-000ZA	STEM COMP., STEERING *NH-1*	1	1				CM,DK,DM,SA,U
			53200-425-610ZA	STEM COMP., STEERING *NH-1*	1					E,ED,F,G
			53200-425-611ZA	STEM COMP., STEERING *NH-1*			1			E,ED,F,G,YA
			53200-425-770ZA	STEM COMP., STEERING *NH-1*			1			CM,DK,DM,SA,U
			53200-MA4-600ZA	STEM COMP., STEERING *NH-1*				1		DK,DM,E,F,SA,U

1980.12.10

E

JT



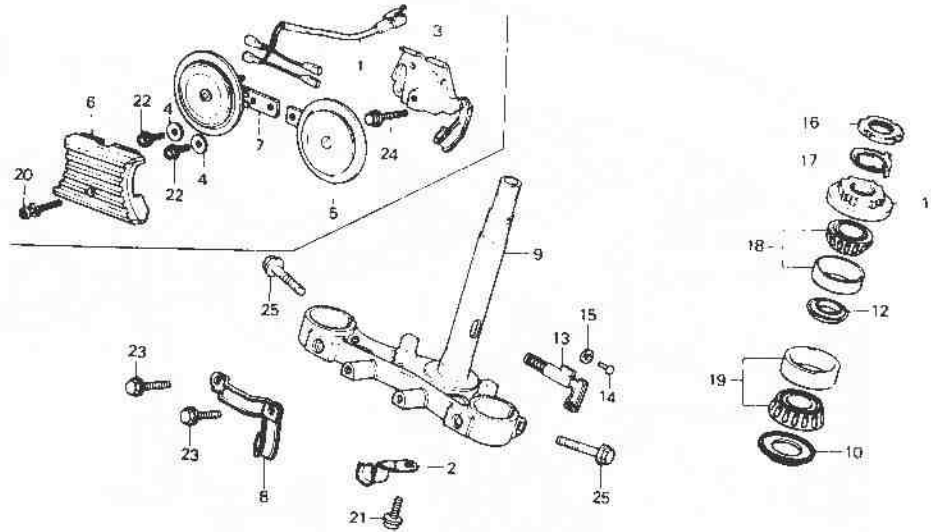
F-6

Steering stem

Tige de direction

Steuerkopfschaft

Varilla de dirección



B42b 27

Service item	F.R.T.	Ref. No.	Part No.	Description	Reqd. No.				Serial No.	Area code
					CB750	Kz	Lz	Ka		
			53200-MA4-610ZA	STEM COMP., STEERING *NH-1*					1	ED,G
			53200-MA4-67D	STEM COMP., STEERING					1	CM
		10	53214-371-010	DUST SEAL, STEERING HEAD	1	1	1	1		
		11	53220-422-000	THREAD COMP., STEERING HEAD	1			1	1	
			53220-425-870	THREAD COMP., STEERING HEAD				1		
		12	53223-371-010	HOLDER, GREASE	1	1	1	1		
		13	53600-404-610	LOCK COMP., STEERING HANDLE	1			1		E,F,YA
		14	53603-051-000	RIVET, 4.1MM	1			1		ED,G
					1			1		E,F,YA
		15	53604-098-940	WASHER, 4.5MM	1			1		ED,G
					1			1		E,F,YA
					1			1		ED,G
		16	90302-425-830	THREAD B, STEERING HEAD TOP				1	1	
		17	90506-425-830	WASHER, LOCK				1	1	

1980.12.10

E

J8



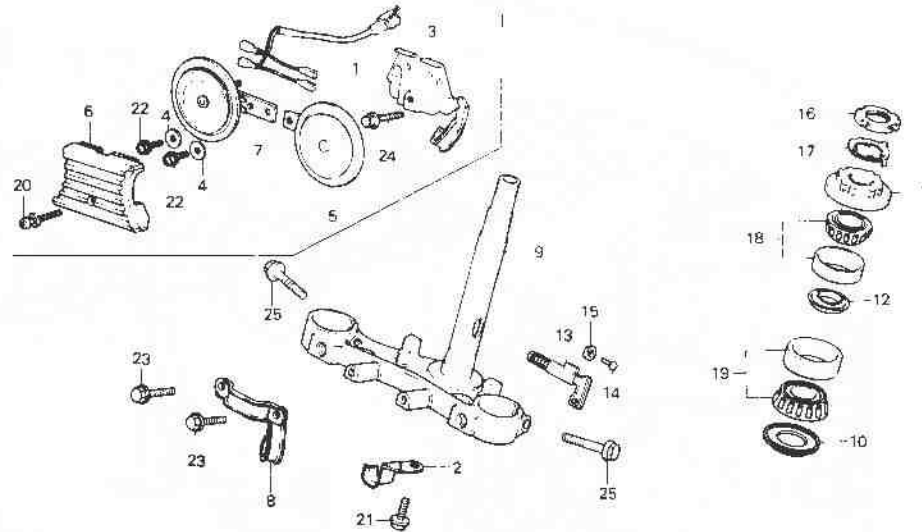
**F-6**

Steering stem

Tige de direction

Steuerkopfschaft

Varilla de dirección



←FWD

8425-27

Service Item	F.R.T.	Ref. No.	Part No.	Description	Reqd. No.				Serial No.	Area code
					C8750	Kz	Lz	Ka		
		18	91015-371-000	BEARING, HEAD PIPE UPPER (NACHI)	1	1				
			91015-425-831	BEARING, HEAD PIPE UPPER (TOYO)			1	1		
			91015-425-832	BEARING, HEAD PIPE UPPER (NACHI)			1	1		
		19	91016-371-000	BEARING, HEAD PIPE UNDER	1	1	1	1		
		20	93891-05020-07	SCREW-WASHER, 5X20		1				
		21	95700-06010-07	BOLT, FLANGE, 6X10	1	1				
			22	95700-06012-00	BOLT, FLANGE, 6X12	1		2		2032873
			23	95700-06016-00	BOLT, FLANGE, 6X16			2		
			24	95700-06025-00	BOLT, FLANGE, 6X25			2		
			25	95700-10035-07	BOLT, FLANGE, 10X35	2		2	2	
			90117-425-870	BOLT, FLANGE, 10X35				2		

CM  
2032873 DK,DM,E,ED,F,G,SA,U  
CM,DK,DM,SA

1980.12.10

E.

J9

J 10

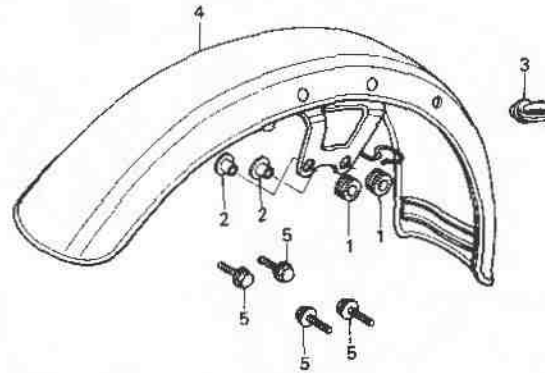
F-7

Front fender

Garde-boue avant

Vorderer Kotflügel

Parafango delantero



← FWD

8425-115

Service item	F.R.T.	Ref. No.	Part No.	Description	Reqd. No.				Serial No.	Area code
					CB750	Kz	Lz	Ka		
GROMMET, WIRE FENDER COMP., FR.	0.1	1	40513-310-000	RUBBER, CHAIN CASE MOUNTING			2			CM, YA
	0.2	2	40514-310-000	COLLAR, CHAIN CASE			2	2		DK, DM, E, ED, F, G, SA, U
		3	45451-303-000	GROMMET, WIRE			2	2		CM, YA
			45451-367-690	GROMMET, WIRE	1	1				DK, DM, E, ED, F, G, SA, U
			61100-425-000	FENDER COMP., FR.	1				2032873	CM
			61100-425-610	FENDER COMP., FR.	1				2032874	DK, DM, E, ED, F, G, SA, U
			61100-425-870	FENDER COMP., FR.			1	1		DK, DM, E, ED, F, G, SA, U
			61100-425-611	FENDER COMP., FR.						CM
			61100-425-770	FENDER COMP., FR.						E, ED, F, G, U, YA
			61100-MA4-670	FENDER COMP., FR.						DK, DM, SA
		5	95700-06016-00	BOLT, FLANGE, 6X16	4	4	4	4		CM, DK, DM, SA

1980.12.10

E

J10

**J 11**

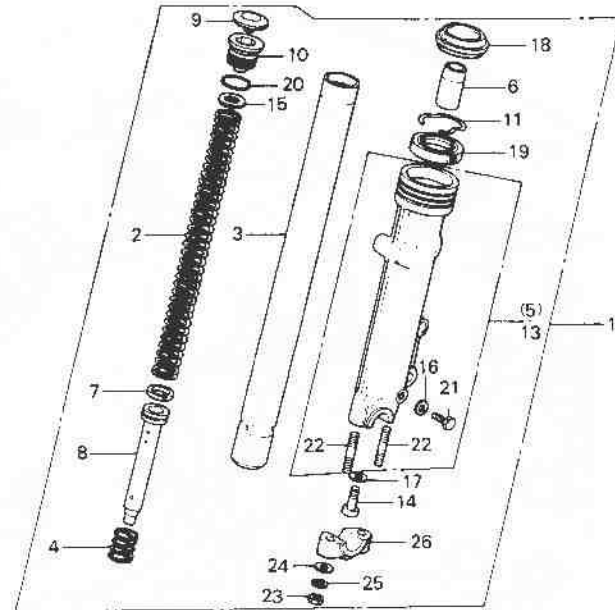
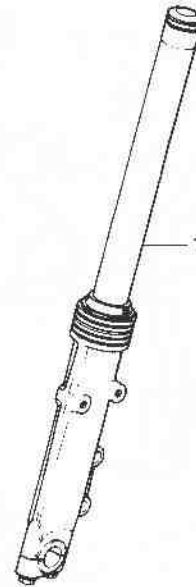
**F-8**

Front fork

Fourche avant

Vordergabel

Horquilla delantero



B42b-58

Service item	F.R.T.	Ref. No.	Part No.	Description	Reqd. No				Serial No.	Area code
					Kz	Lz	Ka	Kb		
FORK ASSY., FR. (ADD 0.2 FOR EACH.)	0.5	1	51400-425-013	FDRK ASSY., R. FR.	1				2033556	CM DK,DM,SA E,ED,F,G,U
SPRING, FR. CUSHION	0.2		51400-425-613	FORK ASSY., R. FR.	1					
PIPE COMP., FR. FORK (ADD 0.4 FOR EACH.)	0.7		51400-425-871	FDRK ASSY., R. FR.		1				
			51400-425-023	FDRK ASSY., R. FR.	1				2033557	DK,DM,SA
OIL SEAL, 35X48X11 (ADD 0.4 FOR EACH.)			51400-425-614	FDRK ASSY., R. FR. (SHDWA)		1			2110672	CM,DK,DM,SA
CASE COMP. BOTTOM (ADD 0.6 FOR EACH.)	0.9		51400-425-615	FORK ASSY., R. FR. (SHOWA)		1			2111157	E,ED,F,G,U
			51400-425-033	FORK ASSY., R. FR. (SHOWA)		1			2110673	CM,DK,DM,SA
			51400-425-615	FORK ASSY., R. FR. (SHDWA)		1			2111158	E,ED,F,G,U
							1			YA DK,DM,E,ED,F,G,SA,U
		2	51401-425-000	SPRING, FR. CUSHION	2	2	2			CM, YA
		3	51410-425-003	PIPE COMP., FR. FORK	2	2	2			DK,DM,E,ED,F,G,SA,U
		4	51412-340-000	SPRING, FR. FORK REBOUND	2	2	2			CM, YA
					2	2	2			DK,DM,E,ED,F,G,SA,U

1980.12.10

E

J11

**J 12**

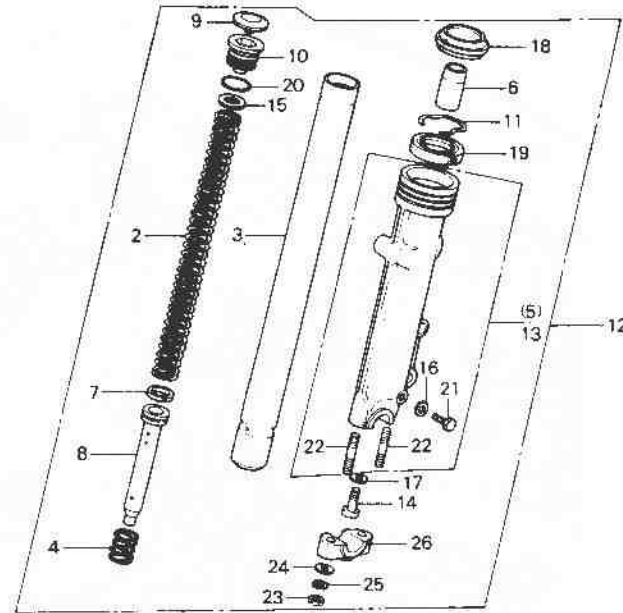
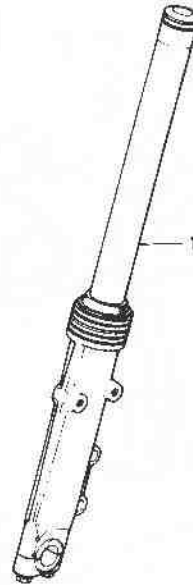
**F-8**

Front fork

Fourche avant

Vordergabel

Horquilla delantero



←FWD

B425-58

Service item	F.R.T.	Ref. No.	Part No.	Description	Reqd. No.				Serial No.	Area code
					Kz	Lz	Ka	Ku		
		5	51421-425-003	CASE COMP., R. BOTTOM	1					CM
			51421-425-612	CASE COMP., R. BOTTOM	1				2033556	DK,DM,SA
			51421-425-871	CASE COMP., R. BOTTOM	1					E,ED,F,G,U
			51421-425-013	CASE COMP., R. BOTTOM	1	1			2033557	DK,DM,SA
			51421-425-613	CASE COMP., R. BOTTOM (SHDWA)	1	1	1			CM,DK,DM,SA
							1			E,ED,F,G,U,YA
							1			DK,DM,SA
		6	51432-371-003	PIECE, OIL LOCK	2	2	2			CM, YA
					2	2	2	2		DK,DM,E,ED,F,G,SA,U
		7	51437-400-771	RING, PISTON	2	2	2			CM, YA
					2	2	2	2		DK,DM,E,ED,F,G,SA,U
		8	51440-425-003	PIPE, SEAT	2	2	2			CM, YA
					2	2	2	2		DK,DM,E,ED,F,G,SA,U
		9	51449-428-003	CAP, FORK PIPE	2	2	2			CM, YA
					2	2	2	2		DK,DM,E,ED,F,G,SA,U
		10	51454-428-003	BOLT, FR. FORK	2	2	2			CM, YA
					2	2	2	2		DK,DM,E,ED,F,G,SA,U

1980.12.10

E

J12

**J 13**

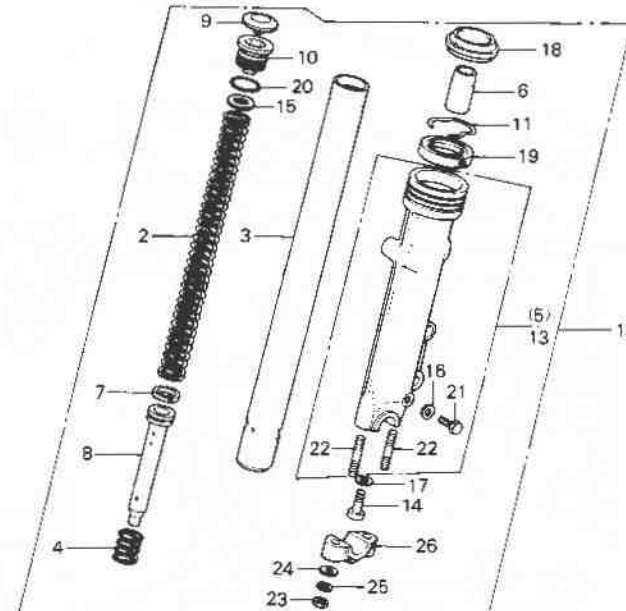
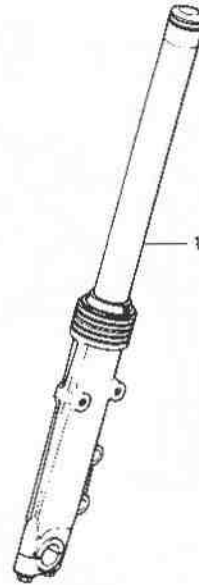
**F-8**

Front fork

Fourche avant

Vordergabel

Horquilla delantero



B425-58

Service Item	F.R.T.	Ref. No.	Part No.	Description	Reqd. No.				Serial No.	Area code
					Kz	Lz	KA	Ka		
		11	51466-375-000	RING, OIL SEAL STOPPER	2	2	2			CM, YA DK, DM, E, ED, F, G, SA, U
		12	51500-425-023	FORK ASSY., L. FR.	1		2	2		CM 2033556 DK, DM, SA E, ED, F, G, U
			51500-425-613	FORK ASSY., L. FR.	1					
			51500-425-871	FORK ASSY., L. FR.	1		1			
			51500-425-033	FORK ASSY., L. FR.	1				2033557	DK, DM, SA
			51500-425-614	FORK ASSY., L. FR. (SHOWA)			1			
			51500-425-615	FORK ASSY., L. FR. (SHOWA)			1		2110672	CM, DK, DM, SA
			51500-425-043	FORK ASSY., L. FR. (SHOWA)			1		2111157	E, ED, F, G, U
			51500-425-615	FORK ASSY., L. FR. (SHOWA)			1			
		13	51521-425-013	CASE COMP., L. BOTTOM	1					
			51521-425-612	CASE COMP., L. BOTTOM	1					
			51521-425-871	CASE COMP., L. BOTTOM	1		1		2033556	DK, DM, SA E, ED, F, G, U

1980.12.10

E

J13

**J 14**

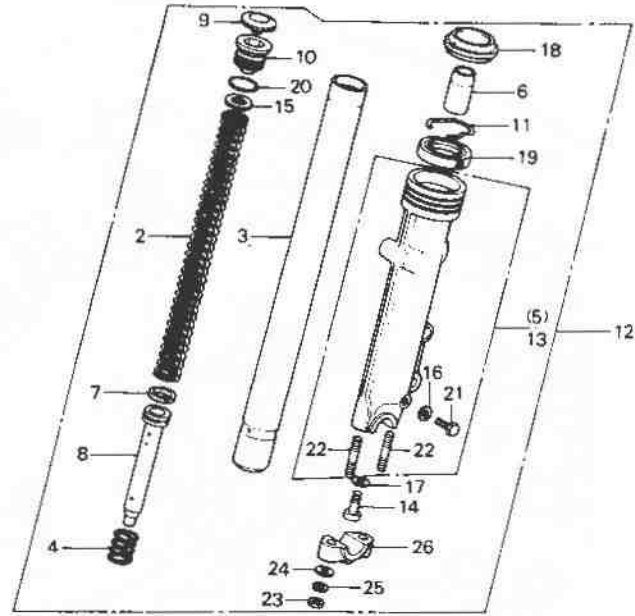
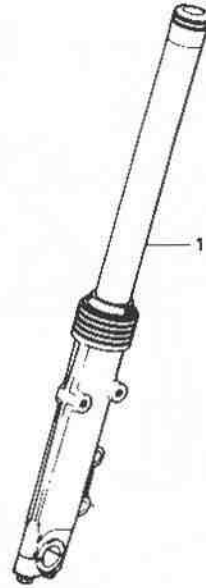
**F-8**

Front fork

Fourche avant

Vordergabel

Horquilla delantero



B425-58

Service Item	F.R.T.	Ref. No.	Part No.	Description	Reqd. No.				Serial No.	Area code	
					Kz	Lz	KA	Ke			
			51521-425-023	CASE COMP., L. BOTTOM	1				2033557	DK,DM,SA	
			51521-425-613	CASE COMP., L. BOTTOM (SHOWA)			1	1		CM,DK,DM,SA	
14			90116-283-010	BOLT, SOCKET, 8MM	2	2	2	2		E,ED,F,G,U,YA	
15			90504-425-003	WASHER, FR. FORK	2	2	2	2		DK,DM,SA	
			16	90543-273-000	PACKING, FR. FORK DRAIN COCK	2	2	2	2		CM,YA
			17	90544-283-000	WASHER, SPECIAL, 8MM	2	2	2	2		DK,DM,E,ED,F,G,SA,U
			18	91254-400-771	DUST SEAL, 35MM	2	2	2	2		CM,YA
				91254-434-003	DUST SEAL, 35MM	2	2	2	2		DK,DM,E,ED,F,G,SA,U
									2110672	CM,DK,DV,SA	
									2111157	E,ED,F,G,U	
									2110673	CM,DK,DM,SA	
									2111158	E,ED,F,G,U	
										YA	
							2			DK,DM,E,ED,F,G,SA,U	

1980.12.10

E

J14

**J 15**

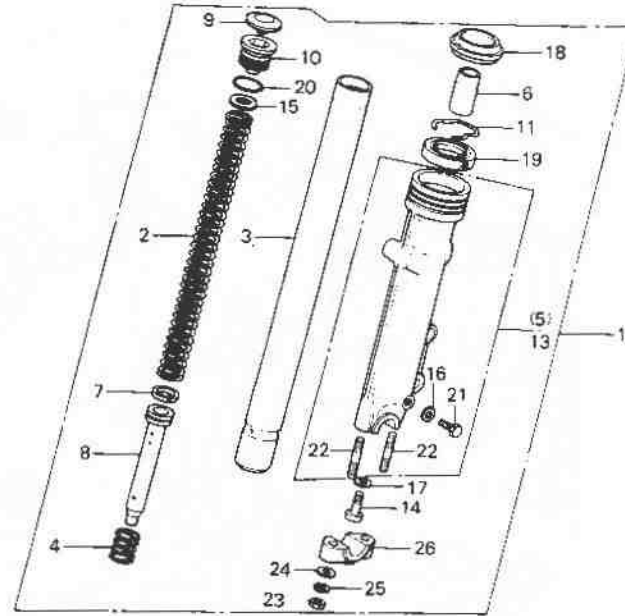
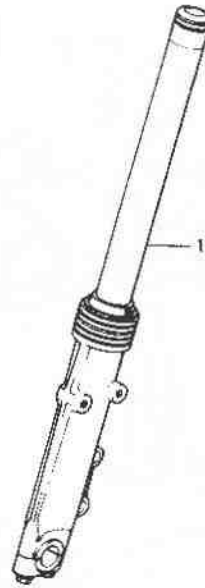
**F-8**

Front fork

Fourche avant

Vordergabel

Horquilla delantero



9425 58

Service item	F.R.T.	Ref. No.	Part No.	Description	Reqd. No				Serial No.	Area code
					Kz	Lz	Ka	Ke		
		19	91255-300-033	OIL SEAL, 35X48X11	2	2			2109568	CM,DK,DM,E,ED,F,G,SA,U
			91255-434-003	OIL SEAL, 35X48X11					2109569	CM,DK,DM,SA
			91255-434-013	OIL SEAL, 35X48X11					2109569	E,ED,F,G,U
									2110673	CM,DK,DM,SA
									2111158	E,ED,F,G,U
										YA
							2			DK,DM,E,ED,F,G,SA,U
		20	91356-428-003	O-RING, 25.7X28	2	2	2			CM,YA
					2		2			DK,DM,E,ED,F,G,SA,U
		21	92000-06008	BOLT, HEX., 6X8	2	2	2			CM,YA
					2		2			DK,DM,E,ED,F,G,SA,U
		22	92700-08050-3B	BOLT, STUD, 8X50	4	4	4			CM,YA
					4		4			DK,DM,E,ED,F,G,SA,U
		23	94030-08000	NUT, HEX., 8MM	4		4			CM,YA
					4		4			DK,DM,E,ED,F,G,SA,U
			91531-425-870	NUT, HEX., 8MM			4			
		24	94101-08000	WASHER, PLAIN, 8MM	4		4			CM,YA
			91554-371-980	WASHER, PLAIN, 8MM	4		4			DK,DM,E,ED,F,G,SA,U

1980.12.10

E

J15

**J 16**

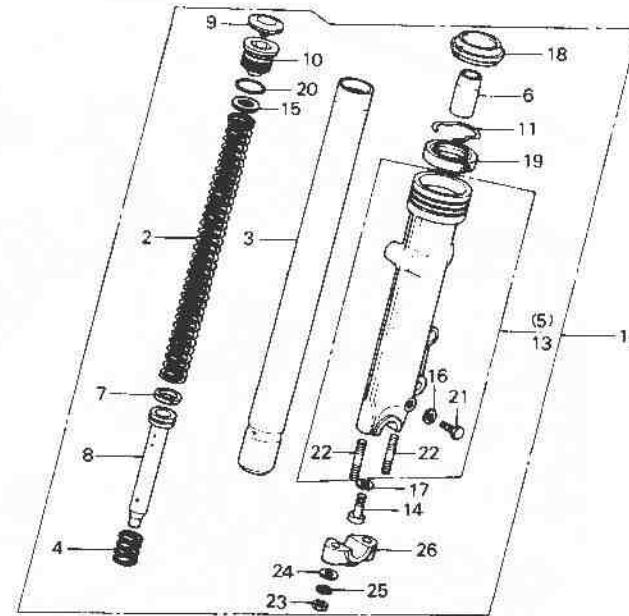
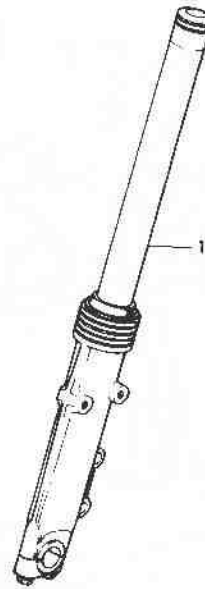
**F-8**

Front fork

Fourche avant

Vordergabel

Horquilla delantero



B425-58

Service item	F.R.T.	Ref. No.	Part No.	Description	Reqd. No.				Serial No.	Area code
					Kz	CB750 Lz	KA	Ke		
		25	94111-08000	WASHER, SPRING, BMM	4	4				CM, YA
			91563-371-980	WASHER, SPRING, BMM	4	4	4	4		DK, DM, E, ED, F, G, SA, U
		26	95014-41000	HOLDER 1C, FR. FORK AXLE	2	2				CM, YA
			51634-425-871	HOLDER, AXLE	2	2	2			DK, DM, E, ED, F, G, SA, U

1980.12.10

E

J16



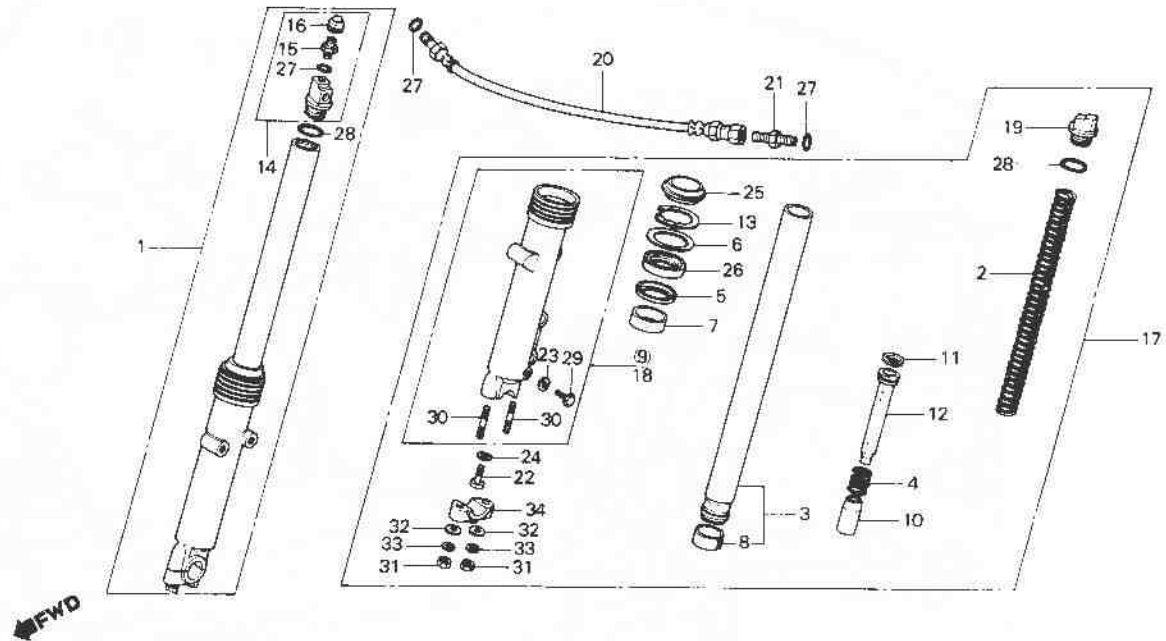
**F-8-1**

Front fork  
(CB750Kb-CM)

Fourche avant  
(CB750Kb-CM)

Vordergabel  
(CB750Kb-CM)

Horquilla delantero  
(CB750Kb-CM)



B425-174

Service item	F.R.T.	Ref. No.	Part No.	Description	Recd. No. CB750				Serial No.	Area code
					Kz	Lz	Ka	Ke		
FORK ASSY., FR. (SHOWA) (ADD 0.2 FOR EACH.)	0.6	1	51400-MA4-671	FORK ASSY., R. FR. (SHOWA)				1	BM201110	CM
SPRING, FR. CUSHION (SHOWA) (ADD 0.2 FOR EACH.)	0.3	2	51401-MA4-671	SPRING, FR. CUSHION (SHOWA)				1	BM201111	CM
PIPE COMP., FR. FORK (SHOWA)	0.9	3	51410-MA4-671	PIPE COMP., FR. FORK (SHOWA)				2		CM
PIPE COMP., FR. FORK (SHOWA) (ADD 0.6 FOR EACH.)	0.9	4	51412-340-000	SPRING, FR. FORK REBOUND				2		CM
CASE COMP., BOTTOM (SHOWA) (ADD 0.6 FOR EACH.)	0.8	5	51412-422-003	RING, BACK UP 51412-428-315				2		CM
DIL SEAL, 35X48X11 (ADD 0.5 FOR EACH.)	0.1	6	51413-469-003	RING, BACK UP				2		CM
VALVE COMP., AIR	0.2	7	51414-469-003	PLATE, BACK UP (SHOWA)				2		CM
HOSE COMP., FR. FORK JOINT	0.2	8	51415-469-003	BUSH, GUIDE (SHOWA)				2		CM
		9	51421-MA4-671	BUSH, SLIDER (SHOWA)				2		CM
		10	51432-371-003	CASE COMP., R. BOTTOM (SHOWA)				1		CM
			51432-461-771	PIECE, DIL LOCK				2	BM201110	CM
				PIECE, DIL LOCK				2	BM201111	CM

**K 2**

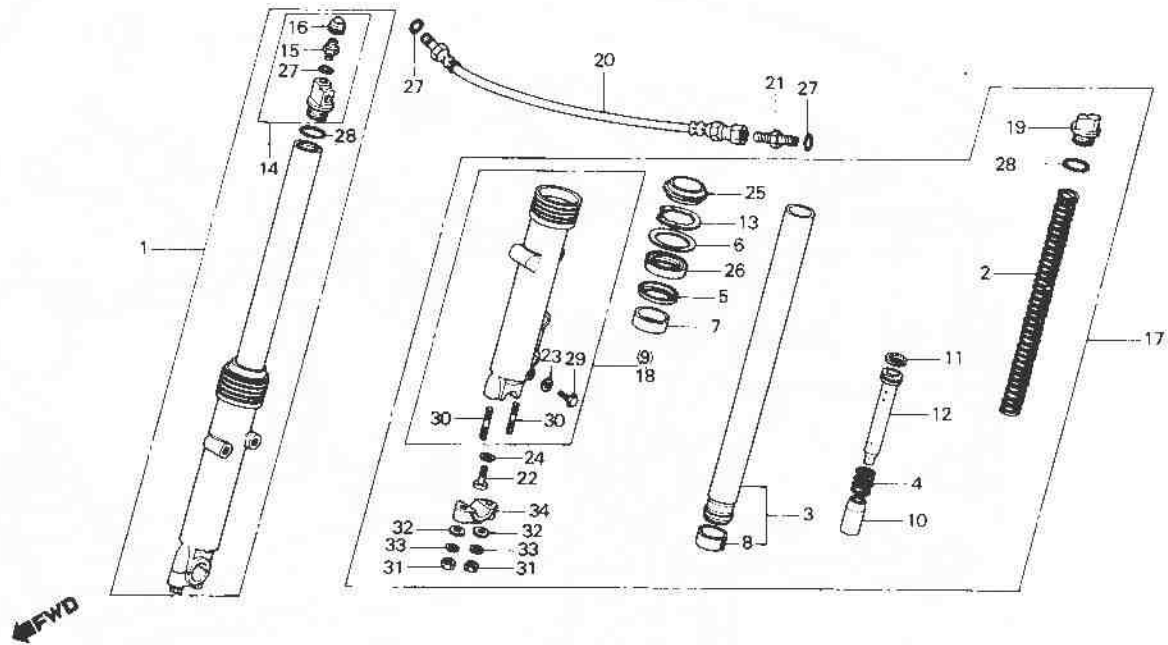
**F-8-1**

Front fork  
(CB750K<sub>B</sub>-CM)

Fourche avant  
(CB750K<sub>B</sub>-CM)

Vordergabel  
(CB750K<sub>B</sub>-CM)

Horquilla delantero  
(CB750K<sub>B</sub>-CM)



B425-174

Service item	F.R.T.	Ref. No.	Part No.	Description	Reqd. No.				Serial No.	Area code
					CB750	K <sub>A</sub>	L <sub>A</sub>	K <sub>B</sub>		
		11	51437-400-771	RING, PISTON			2		CM	
		12	51440-425-731	PIPE, SEAT			2		CM	
		13	51447-469-003	CIRCLIP, INTERNAL, 51.5			2		CM	
		14	51450-MA5-671	BOLT ASSY., FR. FORK			1		CM	
		15	51456-469-013	VALVE COMP., AIR			1		CM	
		16	51457-469-000	CAP ASSY., AIR VALVE			1		CM	
		17	51500-MA4-671	FORK ASSY., L. FR. (SHOWA)			1	BM201110	CM	
			51500-MA4-672	FORK ASSY., L. FR. (SHOWA)			1	BM201111	CM	
		18	51521-MA4-671	CASE COMP., L. BOTTOM (SHOWA)			1		CM	
		19	51555-MA5-671	BOLT, L. FR. FORK			1		CM	
		20	53137-461-771	HOSE COMP., FR. FORK JOINT			1		CM	
		21	53139-463-000	CONNECTOR			1		CM	
		22	90116-283-010	BOLT, SOCKET, 8MM			2		CM	
		23	90543-273-000	PACKING, FR. FORK DRAIN COCK			2		CM	

**K 3**

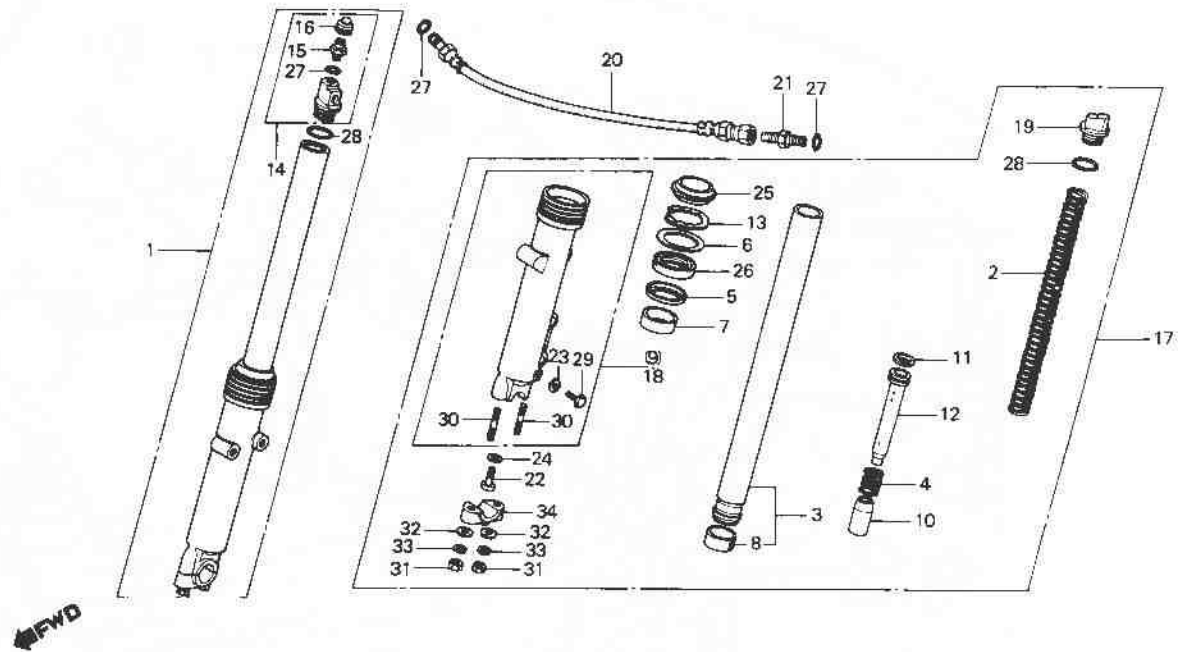
**F-8-1**

**Front fork  
(CB750Kb-CM)**

**Fourche avant  
(CB750Kb-CM)**

**Vordergabel  
(CB750Kb-CM)**

**Horquilla delantero  
(CB750Kb-CM)**



8425-174

Service Item	F.R.T.	Ref. No.	Part No.	Description	Reqd. No.				Serial No.	Area code
					Kz	Lz	Ka	Kb		
		24	90544-283-000	WASHER, SPECIAL, 8MM				2		CM
		25	91254-434-003	DUST SEAL, 35MM				2		CM
		26	91255-434-013	OIL SEAL, 35X48X11				2		CM
		27	91301-469-003	O-RING, 5.8X1.9				3		CM
		28	91356-428-003	O-RING, 25.7X28				2		CM
		29	92000-06008	BOLT, HEX., 6X8				2		CM
		30	92700-08050-38	BOLT, STUD, 8X50				4		CM
		31	94030-08000	NUT, HEX., 8MM				4		CM
		32	94101-08000	WASHER, PLAIN, 8MM				4		CM
		33	94111-08000	WASHER, SPRING, 8MM				4		CM
		34	95014-41000	HOLDER 1C, FR. FORK AXLE				2		CM

1980.12.10

E

K3

**K 4**

**F-9**

**Front brake caliper**

(CB750Kz-KA-E,ED,F,G,U,YA  
CB750Kb-DK,DM,E,ED,F,G,SA,U)

**Etrier de frein avant**

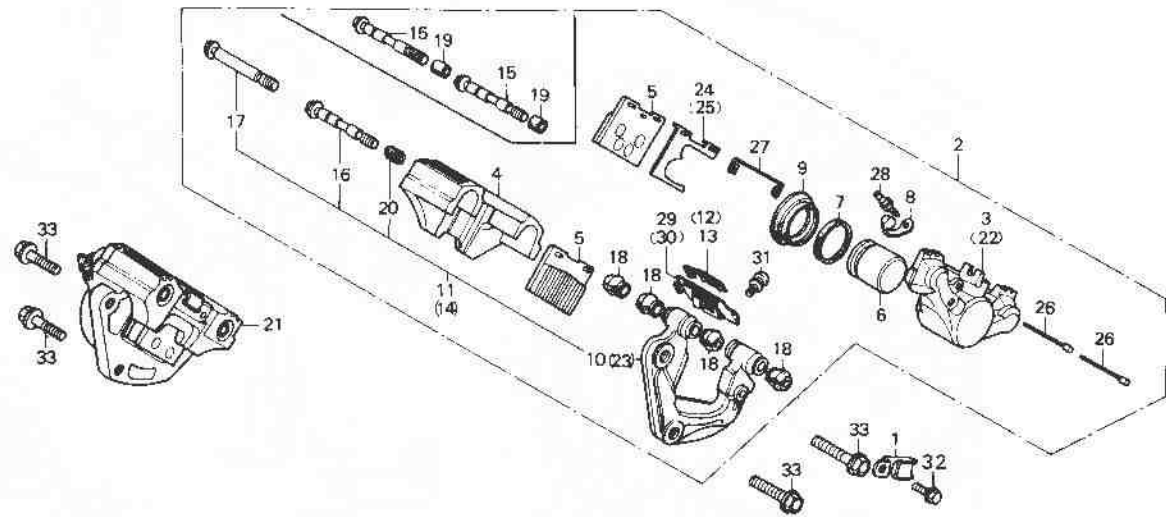
(CB750Kz-KA-E,ED,F,G,U,YA  
CB750Kb-DK,DM,E,ED,F,G,SA,U)

**Vorderradbremssattel**

(CB750Kz-KA-E,ED,F,G,U,YA  
CB750Kb-DK,DM,E,ED,F,G,SA,U)

**Calibrador de freno delantero**

(CB750Kz-KA-E,ED,F,G,U,YA  
CB750Kb-DK,DM,E,ED,F,G,SA,U)



←FWD

8426-29

Service item	F.R.T.	Ref. No.	Part No.	Description	Reqd. No.				Serial No.	Area code
					Kz	Lz	Ka	Kb		
CALIPER ASSY., FR. (ADD 0.1 FOR EACH.)	0.3	1	32906-049-000	CLIP, HIGH TENSION CORD	1	1	1		E,ED,F,G,U,YA DK,DM,SA	
CALIPER A (ADD 0.2 FOR EACH.)	0.4	2	45100-425-612	CALIPER ASSY., L. FR.	1			2026249	E,ED,F,G,U	
PISTON (INC. RELATIVE PART (ADD 0.2 FOR EACH.)			45100-425-613	CALIPER ASSY., L. FR. (TOKIKO JB)	1			2026250	E,ED,F,G,U	
PAD COMP. CALIPER B	0.1		45100-425-614	CALIPER ASSY., L. FR. (TOKIKO ASK)	1			2026250	E,ED,F,G	
CARRIER, CALIPER	0.2		45100-425-615	CALIPER ASSY., L. FR. (TOKIKO JB)		1			E,ED,F,G,U,YA	
			45100-425-616	CALIPER ASSY., L. FR. (TOKIKO ASK)		1			E,ED,F,G,YA	
			45100-460-661	CALIPER ASSY., L. FR. (TOKIKO JB)			1		DK,DM,E,ED,F,G,SA,U	
			45100-460-662	CALIPER ASSY., L. FR. (TOKIKO ASK)			1		DK,DM,E,ED,F,G,SA	
		3	45101-425-612	CALIPER A, L.	1				E,ED,F,G,U	
			45101-425-613	CALIPER A, L. (TOKIKO)		1	1		E,ED,F,G,U,YA DK,DM,SA	
		4	45102-425-612	CALIPER B	2	2	2		E,ED,F,G,U,YA DK,DM,SA	
		5	45105-425-003	PAD COMP. (TOKIKO JB)	4	4	2		E,ED,F,G,U,YA	



# F-9

## Front brake caliper

(CB750Kz-KA-E,ED,F,G,U,YA  
CB750Kb-DK,DM,E,ED,F,G,SA,U)

## Etrier de frein avant

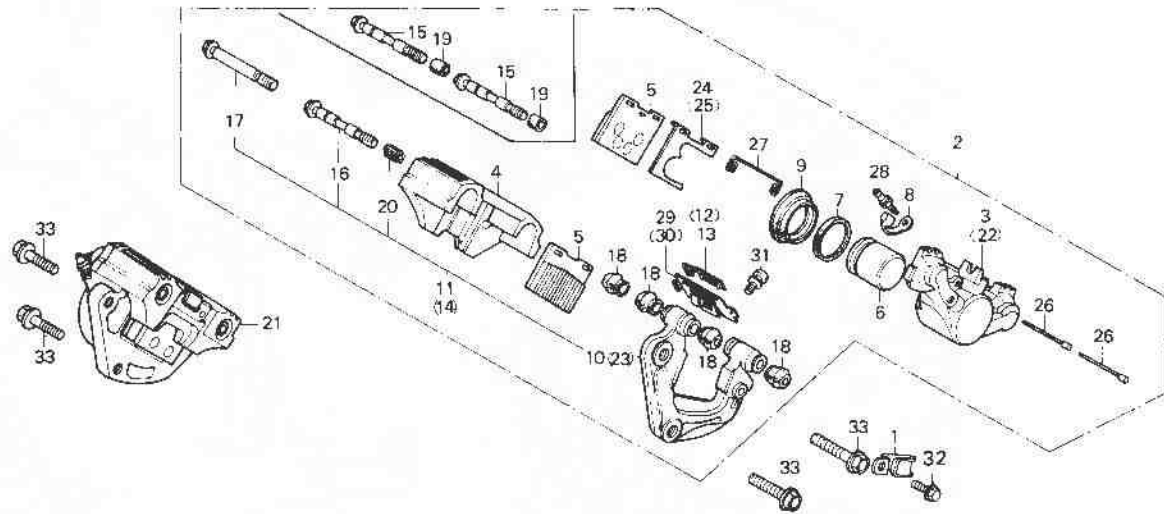
(CB750Kz-KA-E,ED,F,G,U,YA  
CB750Kb-DK,DM,E,ED,F,G,SA,U)

## Vorderradbremssattel

(CB750Kz-KA-E,ED,F,G,U,YA  
CB750Kb-DK,DM,E,ED,F,G,SA,U)

## Calibrador de freno delantero

(CB750Kz-KA-E,ED,F,G,U,YA  
CB750Kb-DK,DM,E,ED,F,G,SA,U)



B426-29

Service item	F.R.T.	Ref. No.	Part No.	Description	Reqd. No.				Serial No.	Area code
					CB750	Kz	Lz	KA		
			45105-425-006	PAD COMP. (TOKIKO ASK)	4		4			E,ED,F,G,YA
			45105-MA5-671	PAD COMP. (TOKIKO JB)				4		DK,DM,E,ED,F,G,SA,U
			45105-471-006	PAD COMP. (TOKIKO ASK)				4		DK,DM,E,ED,F,G,SA
6			45107-413-003	PISTON	2		2	2		E,ED,F,G,U,YA DK,DM,SA
7			45108-300-003	SEAL, PISTON (TOKIKO)	2		2	2		E,ED,F,G,U,YA DK,DM,SA
8			45108-425-003	CAP, BLEEDER SCREW	2		2	2		E,ED,F,G,U,YA DK,DM,SA
9			45109-413-003	BOOT, PISTON	2		2	2		E,ED,F,G,U,YA DK,DM,SA
10			45110-425-612	CARRIER, L. CALIPER	1				2026249	E,ED,F,G,U
			45115-425-610	CARRIER, L. CALIPER	1				2026250	E,ED,F,G,U
			45110-413-751	CARRIER, CALIPER			1			E,ED,F,G,U,YA
			45110-413-752	CARRIER, CALIPER				1		DK,DM,E,ED,F,G,SA,U
11			45115-425-610	SHAFT SET, L. CARRIER	1				2026249	E,ED,F,G,U

1980.12.10

E

K5



**F-9**

**Front brake caliper**

(CB750Kz-KA-E,ED,F,G,U,YA  
CB750Kb-DK,DM,E,ED,F,G,SA,U)

**Etrier de frein avant**

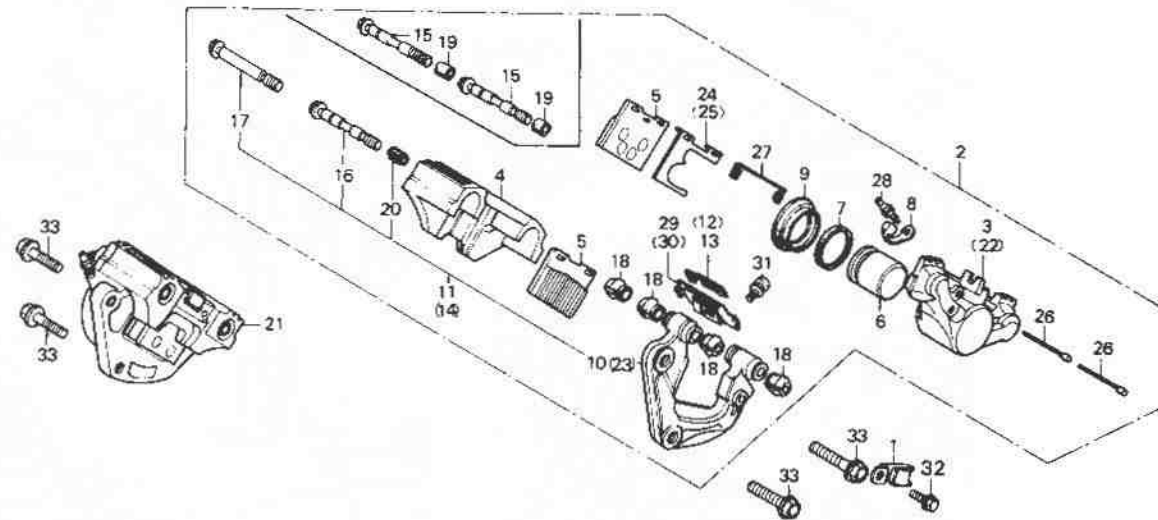
(CB750Kz-KA-E,ED,F,G,U,YA  
CB750Kb-DK,DM,E,ED,F,G,SA,U)

**Vorderradbremssattel**

(CB750Kz-KA-E,ED,F,G,U,YA  
CB750Kb-DK,DM,E,ED,F,G,SA,U)

**Calibrador de freno delantero**

(CB750Kz-KA-E,ED,F,G,U,YA  
CB750Kb-DK,DM,E,ED,F,G,SA,U)



B426-29

Service Item	F.R.T.	Ref. No.	Part No.	Description	Reqd. No.				Serial No.	Area code
					CB750	Kz KA Kb				
		12	45119-413-003	COVER, INDICATOR	1	1	1		E,ED,F,G,U,YA	
		13	45119-425-003	COVER, INDICATOR	1	1	1		DK,DM,SA	
		14	45120-425-610	SHAFT SET, R. CARRIER	1			2026249	E,ED,F,G,U	
		15	45131-425-013	SHAFT, CALIPER	4			2026249	E,ED,F,G,U	
			45131-425-023							
		16	45131-425-023	SHAFT B, CALIPER	2			2026250	E,ED,F,G,U	
						2	2		E,ED,F,G,U,YA	
							2	2026250	DK,DM,SA	
		17	45132-425-003	SHAFT A, CALIPER	2			2026250	E,ED,F,G,U	
			45132-413-751	SHAFT A, CALIPER		2	2		E,ED,F,G,U,YA	
							2		DK,DM,SA	
		18	45133-413-003	BOOT, CALIPER SHAFT	8			2026249	E,ED,F,G,U	
			45133-425-003	BOOT, CALIPER SHAFT	8			2026250	E,ED,F,G,U	
						8	8		E,ED,F,G,U,YA	
							8		DK,DM,SA	
		19	45134-425-003	RUBBER, BUSH	4			2026249	E,ED,F,G,U	
			45134-425-013							

1980.12.10

E

K6



**F-9**

**Front brake caliper**

(CB750Kz-KA-E,ED,F,G,U,YA  
CB750Kb-DK,DM,E,ED,F,G,SA,U)

**Etrier de frein avant**

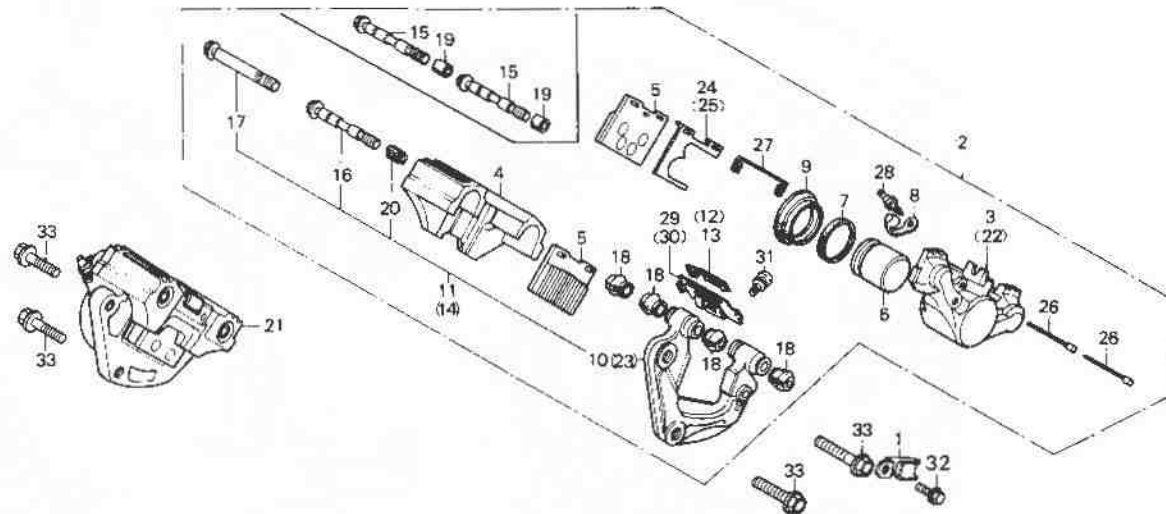
(CB750Kz-KA-E,ED,F,G,U,YA  
CB750Kb-DK,DM,E,ED,F,G,SA,U)

**Vorderradbremssattel**

(CB750Kz-KA-E,ED,F,G,U,YA  
CB750Kb-DK,DM,E,ED,F,G,SA,U)

**Calibrador de freno delantero**

(CB750Kz-KA-E,ED,F,G,U,YA  
CB750Kb-DK,DM,E,ED,F,G,SA,U)



B426-29

Service item	F.R.T.	Ref. No.	Part No.	Description	Reqd. No.				Serial No.	Area code
					Kz	Lz	KA	Kb		
		20	45134-425-013	RUBBER BUSH	2				2026250	E,ED,F,G,U E,ED,F,G,U,YA DK,DM,SA
		21	45200-425-612	CALIPER ASSY., R. FR.	1				2026249	E,ED,F,G,U
			45200-425-613	45200-425-613 CALIPER ASSY., R. FR.	1				2026250	E,ED,F,G,U
			45200-425-614	(TOKIKO JB) CALIPER ASSY., R. FR.	1				2026250	E,ED,F,G
			45200-425-615	(TOKIKO ASK) CALIPER ASSY., R. FR.			1			E,ED,F,G,U,YA
			45200-425-616	(TOKIKO JB) CALIPER ASSY., R. FR.			1			E,ED,F,G,YA
			45200-460-661	(TOKIKO ASK) CALIPER ASSY., R. FR.			1			DK,DM,E,ED,F,G,SA,U
			45200-460-662	(TOKIKO JB) CALIPER ASSY., R. FR.			1			DK,DM,E,ED,F,G,SA
		22	45201-425-612	CALIPER A, R.	1					E,ED,F,G,U
			45201-425-613	(TOKIKO) CALIPER A, R.			1	1		E,ED,F,G,U,YA DK,DM,SA

1980.12.10

E

K7



# F-9

## Front brake caliper

(CB750Kz-KA-E,ED,F,G,U,YA  
CB750Kb-DK,DM,E,ED,F,G,SA,U)

## Etrier de frein avant

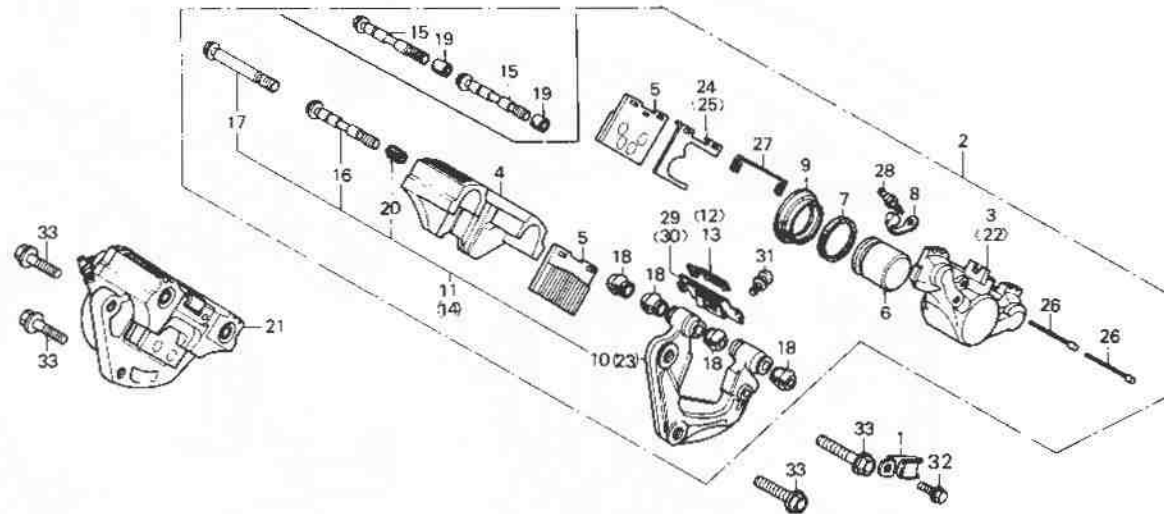
(CB750Kz-KA-E,ED,F,G,U,YA  
CB750Kb-DK,DM,E,ED,F,G,SA,U)

## Vorderradbremssattel

(CB750Kz-KA-E,ED,F,G,U,YA  
CB750Kb-DK,DM,E,ED,F,G,SA,U)

## Calibrador de freno delantero

(CB750Kz-KA-E,ED,F,G,U,YA  
CB750Kb-DK,DM,E,ED,F,G,SA,U)



B426-29

Service item	F.R.T.	Ref. No.	Part No.	Description	Reqd. No.				Serial No.	Area code
					CB750	Kz	Lz	Ka		
		23	45210-425-612	CARRIER, R. CALIPER	1				2026249	E,ED,F,G,U
			45210-425-613	45120-425-610	1				2026250	E,ED,F,G,U
			45210-425-614	CARRIER, R. CALIPER		1				E,ED,F,G,U,YA
			45210-425-615	CARRIER, R. (TOKIKO)			1			DK,DM,E,ED,F,G,SA,U
		24	45214-413-003	CARRIER, R. (TOKIKO)	1	1	1			E,ED,F,G,U,YA
				SHIM			1			DK,DM,SA
		25	45214-425-003	SHIM, R.	1	1	1			E,ED,F,G,U,YA
							1			DK,DM,SA
		26	45215-425-003	PIN, PAD RETAINING	4	4	4			E,ED,F,G,U,YA
							4			DK,DM,SA
		27	45223-425-003	CLIP, PAD PIN	2	2	2			E,ED,F,G,U,YA
							2			DK,DM,SA
		28	45224-413-003	VALVE, BLEEDER	2	2	2			E,ED,F,G,U,YA
							2			DK,DM,SA
		29	45241-425-013	COVER COMP., L. CALIPER	1	1	1			E,ED,F,G,U,YA
							1			DK,DM,SA
		30	45242-425-013	COVER COMP., R. CALIPER	1	1	1			E,ED,F,G,U,YA
							1			DK,DM,SA

1980.12.10

E

K8



**F-9**

**Front brake caliper**

(CB750Kz-KA-E,ED,F,G,U,YA  
CB750Kb-DK,DM,E,ED,F,G,SA,U)

**Etrier de frein avant**

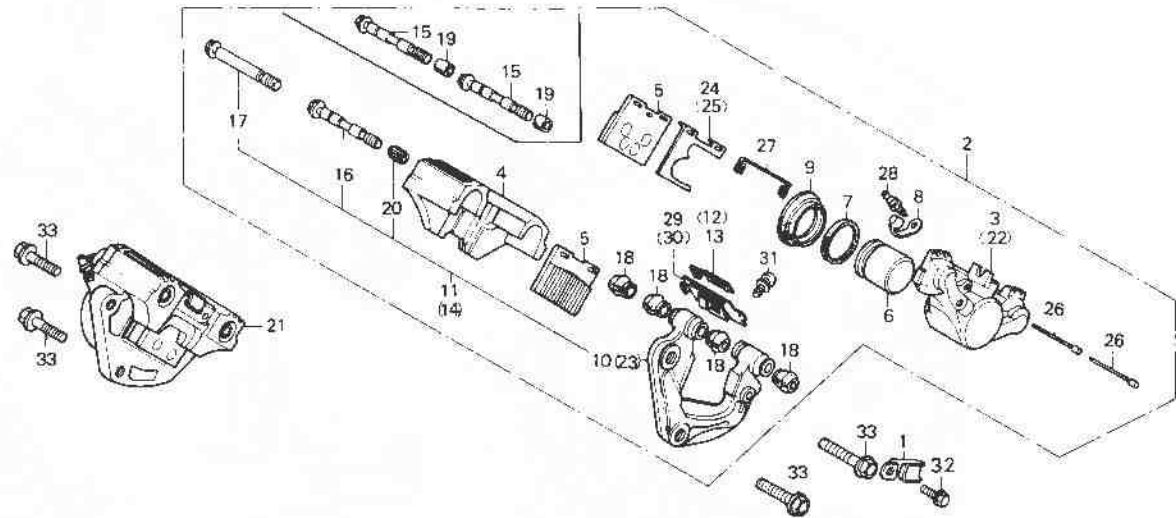
(CB750Kz-KA-E,ED,F,G,U,YA  
CB750Kb-DK,DM,E,ED,F,G,SA,U)

**Vorderradbremssattel**

(CB750Kz-KA-E,ED,F,G,U,YA  
CB750Kb-DK,DM,E,ED,F,G,SA,U)

**Calibrador de freno delantero**

(CB750Kz-KA-E,ED,F,G,U,YA  
CB750Kb-DK,DM,E,ED,F,G,SA,U)



B426-29

Service item	F.R.T.	Ref. No.	Part No.	Description	Reqd. No.				Serial No.	Area code
					CB750 Kz	Lz	Ka	Kb		
		31	93892-05010-00	SCREW-WASHER, 5X10	2	2	2		E,ED,F,G,U,YA DK,DM,SA	
		32	95700-06010-00	BOLT, FLANGE, 6X10	1	1	1		E,ED,F,G,U,YA DK,DM,SA	
		33	95800-10032-00	BOLT, FLANGE, 10X32	4	4	4		E,ED,F,G,U,YA DK,DM,SA	

1980.12.10

E

K9

**K 10**

**F-9-1**

**Front brake caliper**

(CB750Kz-Lz-KA-CM,DK,DM,SA)  
(CB750Kb-CM)

**Etrier de frein avant**

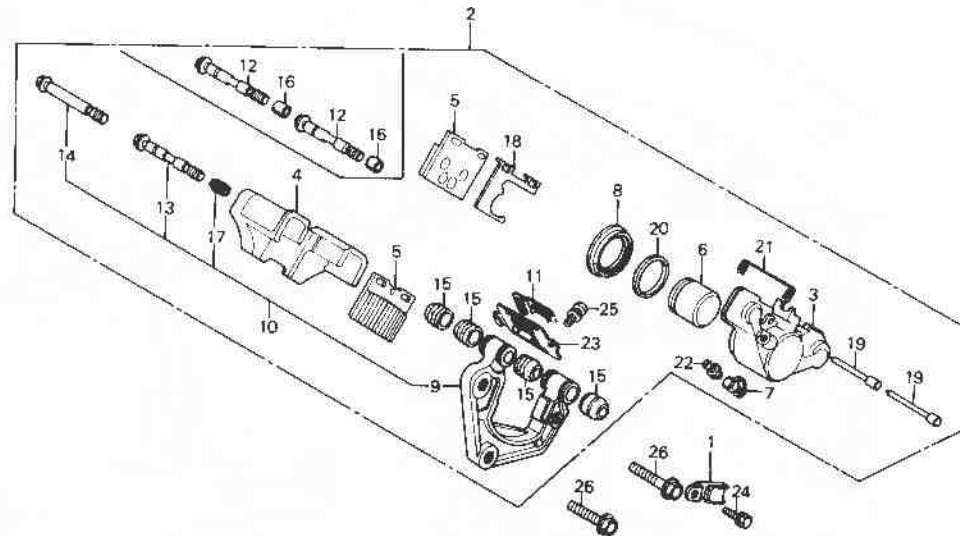
(CB750Kz-Lz-KA-CM,DK,DM,SA)  
(CB750Kb-CM)

**Vorderradbremssattel**

(CB750Kz-Lz-KA-CM,DK,DM,SA)  
(CB750Kb-CM)

**Calibrador de freno delantero**

(CB750Kz-Lz-KA-CM,DK,DM,SA)  
(CB750Kb-CM)



B426-69

Service item	F.R.T.	Ref. No.	Part No.	Description	Reqd. No.				Serial No.	Area code
					CB750 Kz	Lz	KA	Kb		
CALIPER ASSY., L. FR.	0.3	1	32906-049-000	CLIP, HIGH TENSION CORD	1		1	1		CM
CALIPER A	0.4				1		1			DK,DM,SA
PISTON		2	44835-425-870	CLIP, HIGH TENSION CORD			1			
INC. RELATIVE PART			45100-425-013	CALIPER ASSY., L. FR.	1				2023540	2023539 CM
PAD COMP.	0.1		45100-425-023	CALIPER ASSY., L. FR.	1					CM
CALIPER B	0.2		45100-425-033	CALIPER ASSY., L. FR.	1				2030389	DK,DM,SA
			45100-425-004	CALIPER ASSY., L. FR. (TOKIKO ASK)	1				2030390	DK,DM,SA
			45100-425-033	CALIPER ASSY., L. FR. (TOKIKO JB)	1				2030390	DK,DM,SA
			45100-425-771	CALIPER ASSY., L. FR. (TOKIKO JB)			1			CM,DK,DM,SA
			45100-425-772	CALIPER ASSY., L. FR. (TOKIKO ASK)			1			CM,DK,DM,SA
			45100-MA4-671	CALIPER ASSY., L. FR. (TOKIKO JB)				1		CM
			45100-MA4-672	CALIPER ASSY., L. FR. (TOKIKO ASK)				1		CM
		3	45101-425-013	CALIPER A	1	1				CM,DK,DM,SA

1980.12.10

E

K10

**K 11**

**F-9-1**

**Front brake caliper**

(CB750Kz-Lz-KA-CM,DK,DM,SA)  
(CB750KB-CM)

**Etrier de frein avant**

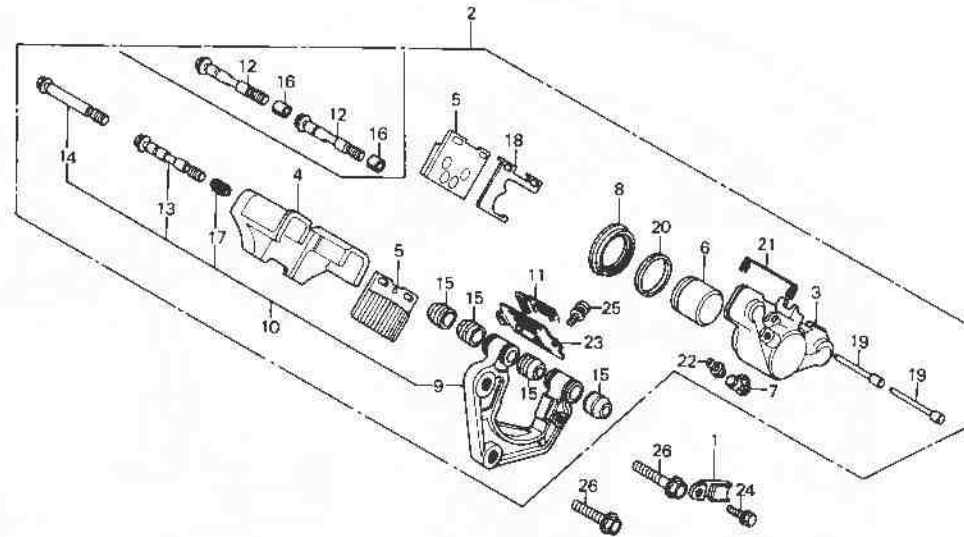
(CB750Kz-Lz-KA-CM,DK,DM,SA)  
(CB750KB-CM)

**Vorderradbremssattel**

(CB750Kz-Lz-KA-CM,DK,DM,SA)  
(CB750KB-CM)

**Calibrador de freno delantero**

(CB750Kz-Lz-KA-CM,DK,DM,SA)  
(CB750KB-CM)



**FWD**

B426-59

Service item	F.R.T.	Ref. No.	Part No.	Description	Reqd. No.				Serial No.	Area code
					CB750 Kz	Lz	KA	Ka		
			45101-425-771	CALIPER A			1	1		CM
		4	45102-425-013	CALIPER B	1				2023539	DK,DM,SA CM
			45102-425-023	CALIPER B	1				2023540	CM
					1	1	1	1		DK,DM,SA
		5	45105-425-003	PAD COMP. (TOKIKO JB)	2	2	2			CM
			45105-425-006	PAD COMP. (TOKIKO ASK)	2	2	2			CM,DK,DM,SA
			45105-MA5-671	PAD COMP. (TOKIKO JB)				2		CM
			45105-471-006	PAD COMP. (TOKIKO ASK)				2		CM
		6	45107-425-003	PISTON	1	1	1	1		CM
					1		1			DK,DM,SA
		7	45108-425-003	CAP, BLEEDER SCREW	1	1	1	1		CM
					1		1			DK,DM,SA
		8	45109-425-003	BOOT	1	1	1	1		CM
					1		1			DK,DM,SA
		9	45110-425-013	CARRIER, L. CALIPER	1	1				CM
			45115-425-305		1				2030389	DK,DM,SA

1980.12.10

E

K11

**K 12**

**F-9-1**

**Front brake caliper**

(CB750Kz·Lz·Ka·CM,DK,DM,SA)  
(CB750Kb·CM)

**Etrier de frein avant**

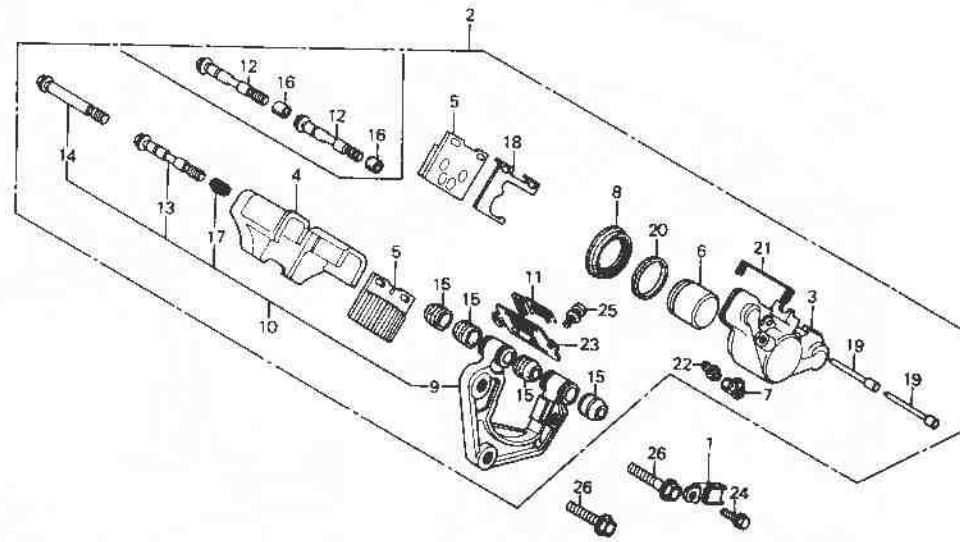
(CB750Kz·Lz·Ka·CM,DK,DM,SA)  
(CB750Kb·CM)

**Vorderradbremssattel**

(CB750Kz·Lz·Ka·CM,DK,DM,SA)  
(CB750Kb·CM)

**Calibrador de freno delantero**

(CB750Kz·Lz·Ka·CM,DK,DM,SA)  
(CB750Kb·CM)



←FWD

8426-59

Service item	F.R.T.	Ref. No.	Part No.	Description	Reqd. No.			Serial No.	Area code
					CB750 Kz	Lz	Ka		
			45110-425-023	CARRIER, L. CALIPER	1			2030390	DK,DM,SA CM
		10	45115-425-305	SHAFT SET, L. CARRIER	1			2030389	DK,DM,SA DK,DM,SA
		11	45119-425-003	COVER, INDICATOR	1	1	1		CM DK,DM,SA
		12	45131-425-013	SHAFT, CALIPER	1		1		CM DK,DM,SA
					2			2030389	DK,DM,SA
		13	45131-425-023	SHAFT B, CALIPER	1		2	2030390	DK,DM,SA CM
		14	45132-425-003	SHAFT A, CALIPER	1		1	2030390	DK,DM,SA DK,DM,SA
							1		CM
		15	45133-413-003	BOOT, CALIPER SHAFT	4	4	1		DK,DM,SA CM
					4			2030389	DK,DM,SA

1980.12.10

E

K12

**K 13**

**F-9-1**

**Front brake caliper**

(CB750Kz·Lz·KA·CM,DK,DM,SA)  
CB750KB-CM

**Etrier de frein avant**

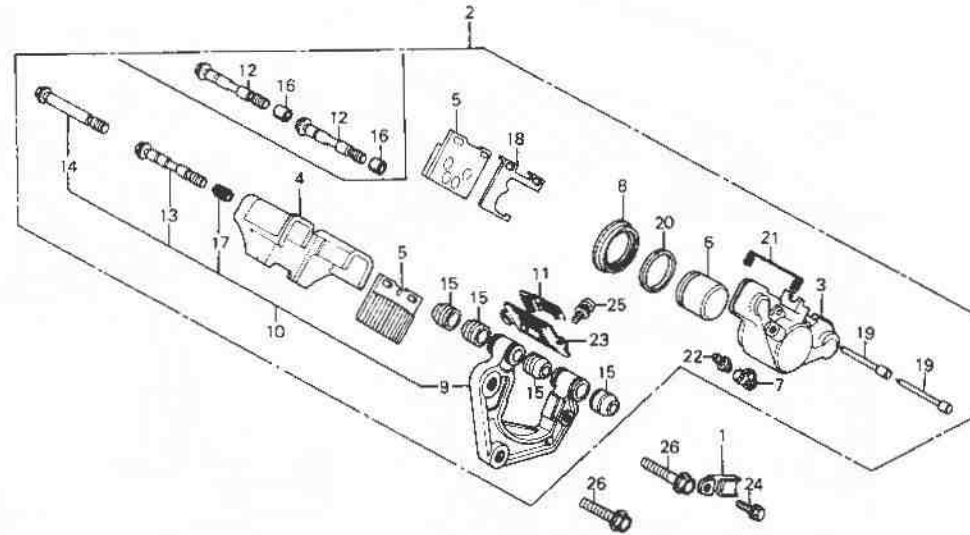
(CB750Kz·Lz·KA·CM,DK,DM,SA)  
CB750KB-CM

**Vorderradbremssattel**

(CB750Kz·Lz·KA·CM,DK,DM,SA)  
CB750KB-CM

**Calibrador de freno delantero**

(CB750Kz·Lz·KA·CM,DK,DM,SA)  
CB750KB-CM



B426-59

Service item	F.R.T.	Ref. No.	Part No.	Description	Reqd. No				Serial No.	Area code
					Kz	Lz	KA	Kb		
			45133-425-003	BOOT, CALIPER SHAFT	4		4	4	2030390	DK,DM,SA CM DK,DM,SA
		16	45134-425-003	RUBBER, BUSH	2					CM
		17	45134-425-013	RUBBER, BUSH	2				2030389	DK,DM,SA
		18	45214-413-003	SHIM	1	2			2030390	DK,DM,SA CM
		19	45215-425-003	PIN, PAD RETAINING	1		1	1		DK,DM,SA CM
		20	45215-533-043	SEAL, PISTON	2		2	2		DK,DM,SA CM
		21	45223-425-003	CLIP, PAD PIN	1	1	1	1		CM DK,DM,SA
		22	45224-413-003	VALVE, BLEEDER	1	1	1	1		CM DK,DM,SA

1980.12.10

E

K13

**K 14**

**F-9-1**

**Front brake caliper**

(CB750Kz-Lz-KA-CM,DK,DM,SA)  
(CB750Kb-CM)

**Etrier de frein avant**

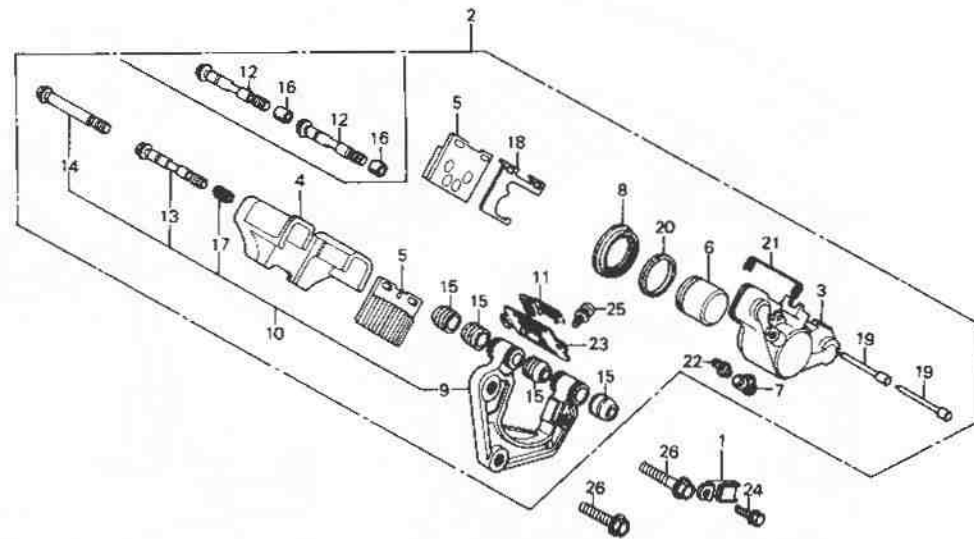
(CB750Kz-Lz-KA-CM,DK,DM,SA)  
(CB750Kb-CM)

**Vorderradbremssattel**

(CB750Kz-Lz-KA-CM,DK,DM,SA)  
(CB750Kb-CM)

**Calibrador de freno delantero**

(CB750Kz-Lz-KA-CM,DK,DM,SA)  
(CB750Kb-CM)



←FWD

B426-59

Service Item	F.R.T.	Ref. No.	Part No.	Description	Reqd. No.				Serial No.	Area code
					CB750 Kz	Lz	KA	Kb		
		23	45241-425-013	COVER COMP., L. CALIPER	1	1	1	1		CM
		24	90107-425-870	BOLT, FLANGE, 6X10	1		1			DK,DM,SA
			95700-06010-00	BOLT, FLANGE, 6X10	1		1	1		CM
		25	93892-05010-00	SCREW-WASHER, 5X10	1	1	1	1		DK,DM,SA
					1		1			CM
		26	95800-10032-00	BOLT, FLANGE, 10X32	2		2			CM,DK,DM,SA
			90164-425-870	BOLT, SOCKET, 10X32		2				CM
			95800-10040-00	BOLT, FLANGE, 10X40				2		CM

1980.12.10

E

K14

**K 15**

**F-10**

**Front wheel**

(CB750Kz-E,ED,F,G,U  
CB750Ka-E,ED,F,G,U,YA)

**Roue avant**

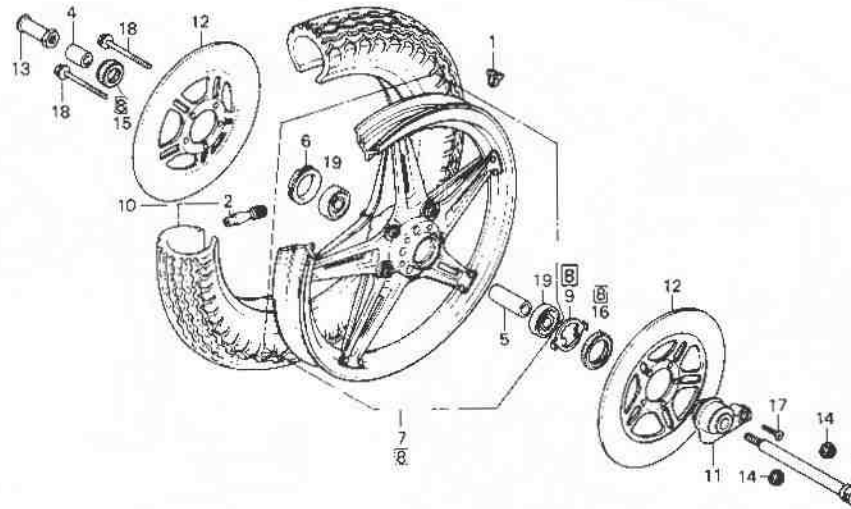
(CB750Kz-E,ED,F,G,U  
CB750Ka-E,ED,F,G,U,YA)

**Vorderrad**

(CB750Kz-E,ED,F,G,U  
CB750Ka-E,ED,F,G,U,YA)

**Rueda delantera**

(CB750Kz-E,ED,F,G,U  
CB750Ka-E,ED,F,G,U,YA)



B425-30

Service item	F.R.T.	Ref. No.	Part No.	Description	Reqd. No			Serial No.	Area code
					Kz	Lz	Ka		
WEIGHT, BALANCE	0.8	1	42705-410-000	WEIGHT, BALANCE (20G)	N	N		E,ED,F,G,U,YA	
AXLE, FR. WHEEL	0.3		42706-410-000	WEIGHT, BALANCE (30G)	N	N		E,ED,F,G,U,YA	
BOX ASSY., SPEEDOMETER GEAR		2	42753-634-003	VALVE, RIM (BS)	1	1		E,ED,F,G,U,YA	
RETAINER, FR. WHEEL BEARING	0.5		42753-671-962	VALVE, RIM (DUNLOP)	1	1		E,ED,F,G,U,YA	
WHEEL COMP., FR.	1.0	3	44301-393-000	AXLE, FR. WHEEL	1	1		E,ED,F,G,U,YA	
TIRE ASSY., FR.	0.9	4	44311-410-000	COLLAR, FR. WHEEL SIDE	1	1		E,ED,F,G,U,YA	
COLLAR, FR. WHEEL DISTANCE	0.6	5	44620-410-000	COLLAR, FR. WHEEL DISTANCE	1	1		E,ED,F,G,U,YA	
BEARING, RADIAL BALL, 6302U (ADD 0.1 FOR EACH.)		6	44643-300-000	RETAINER, FR. WHEEL BEARING	1	1		E,ED,F,G,U,YA	
DUST SEAL	0.4	7	44650-425-810	WHEEL COMP., FR. 44650-425-811	1			E,ED,F,G,U	
DISK, FR. BRAKE (ONE OR ALL)		8	44650-425-811	WHEEL COMP., FR.	1			E,ED,F,G,U	
			44650-422-315	WHEEL COMP., FR.	1			E,ED,F,G,U,YA	
			44650-425-620	WHEEL COMP., FR.		1		E,ED,F,G,U,YA	
		9	44680-410-000	RETAINER, GEAR BOX	1	1		E,ED,F,G,U,YA	
		10	44710-425-013	TIRE ASSY., FR. (3.25H19-4PR BS)	1	1		E,ED,F,G,U,YA	
			44710-425-014	TIRE ASSY., FR. (3.25H19-4PR DUNLOP)	1	1		E,ED,F,G,U,YA	

**K 16**

**F-10**

**Front wheel**

(CB750Kz-E,ED,F,G,U  
CB750KA-E,ED,F,G,U, YA)

**Roue avant**

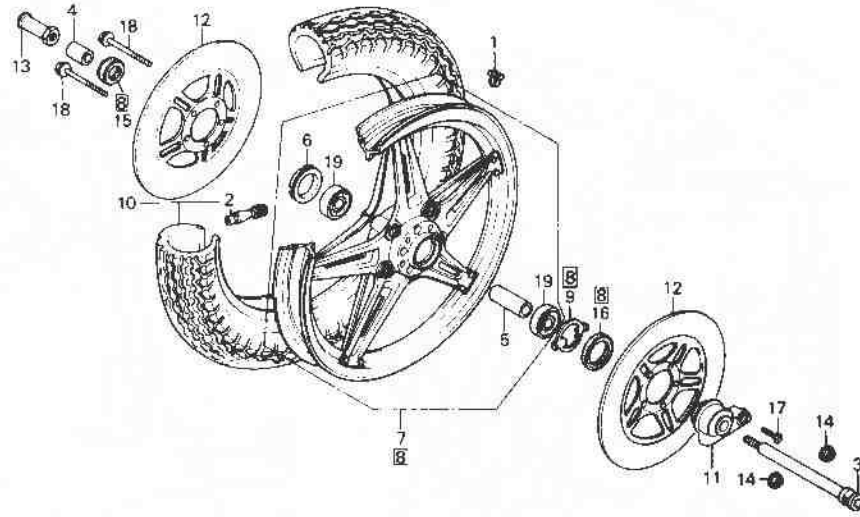
(CB750Kz-E,ED,F,G,U  
CB750KA-E,ED,F,G,U, YA)

**Vorderrad**

(CB750Kz-E,ED,F,G,U  
CB750KA-E,ED,F,G,U, YA)

**Rueda delantera**

(CB750Kz-E,ED,F,G,U  
CB750KA-E,ED,F,G,U, YA)



←FWD

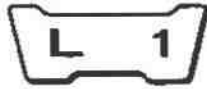
B425-30

Service item	F.R.T.	Ref. No.	Part No.	Description	Reqd. No.				Serial No.	Area code
					CB750 Kz	Lz	KA	Ka		
		11	44800-425-003	BOX ASSY., SPEEDMETER GEAR	1				2023128	E,ED,F,G,U
			44800-425-013	44800-425-013						
			44800-425-013	BOX ASSY., SPEEDMETER GEAR	1				2023129	E,ED,F,G,U
		12	45251-422-000	DISK, FR. BRAKE	2	1	2			E,ED,F,G,U, YA
		13	90305-333-000	NUT, AXLE, 12MM	1	1	1			E,ED,F,G,U, YA
		14	90309-357-000	NUT, UBS, 8MM	5	5	5			E,ED,F,G,U, YA
		15	91252-300-003	DUST SEAL, 22X36X8	1	1	1			E,ED,F,G,U, YA
		16	91258-410-006	DUST SEAL, 40X50X5	1	1	1			E,ED,F,G,U, YA
			91258-410-013	DUST SEAL, 40X50X5	1	1	1			E,ED,F,G,U, YA
		17	93700-05016-0A	SCREW, OVAL, 5X16	1	1	1			E,ED,F,G,U, YA
		18	95812-08100-00	BOLT, FLANGE, 8X100	5	5	5			E,ED,F,G,U, YA
		19	96140-63020-10	BEARING, RADIAL BALL, 6302U	2	2	2			E,ED,F,G,U, YA

1980.12.10

E

K16



# F-10-1

## Front wheel

(CB750Kz-KA-CM,DK,DM,SA)  
(CB750Kb-CM)

## Roue avant

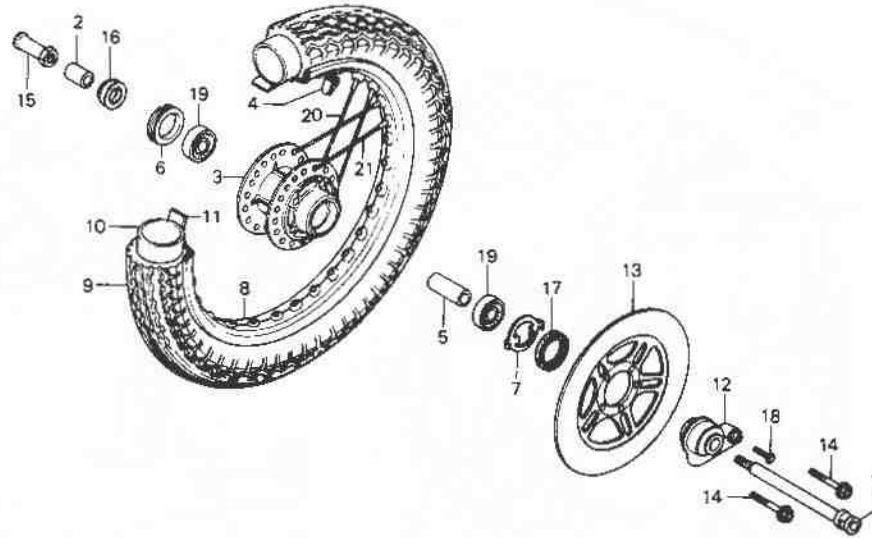
(CB750Kz-KA-CM,DK,DM,SA)  
(CB750Kb-CM)

## Vorderrad

(CB750Kz-KA-CM,DK,DM,SA)  
(CB750Kb-CM)

## Rueda delantera

(CB750Kz-KA-CM,DK,DM,SA)  
(CB750Kb-CM)



B425-32

Service item	F.R.T.	Ref. No.	Part No.	Description	Reqd. No.				Serial No.	Area code
					CB750	Kz	Lz	Ka		
AXLE, FR. WHEEL	0.3	1	44301-393-000	AXLE, FR. WHEEL	1	1			CM,DK,DM,SA	
BDX ASSY., SPEEDOMETER GEAR			44301-MA4-670	AXLE, FR. WHEEL			1		CM	
BALANCER	0.8	2	44311-410-000	COLLAR, FR. WHEEL SIDE	1	1			CM,DK,DM,SA	
COLLAR, FR. WHEEL DISTANCE	0.6		44311-461-770	COLLAR, FR. WHEEL SIDE			1		CM	
BEARING, RADIAL BALL, 6302U (ADD 0.1 FOR EACH.)		3	44601-425-670	HUB, FR. WHEEL	1	1	1		CM	
RIM, FR. WHEEL	2.3	4	44606-283-000	BALANCER (20G)	1	1			DK,DM,SA	
TIRE, FR.	0.9		44607-283-000	BALANCER (15G)	N	N	N		DK,DM,SA	
TUBE, TIRE				BALANCER (10G)	N	N	N		CM	
HUB, FR. WHEEL	2.6		44608-283-000	BALANCER (5G)	N	N	N		DK,DM,SA	
DISK, FR. BRAKE	0.4			COLLAR, FR. WHEEL DISTANCE	1	1	1		CM	
DUST SEAL				RETAINER, FR. WHEEL BEARING	1	1	1		DK,DM,SA	
RETAINER, FR. WHEEL BEARING	0.5		44609-283-000	RETAINER, GEAR BDX	1	1	1		CM	
		5	44620-410-000		1	1			DK,DM,SA	
		6	44643-300-000		1	1			CM	
		7	44680-410-000		1	1	1		DK,DM,SA	

1980.12.10

E

L1

**L 2**

**F-10-1**

**Front wheel**

(CB750Kz-KA-CM,DK,DM,SA)  
(CB750Kb-CM)

**Roue avant**

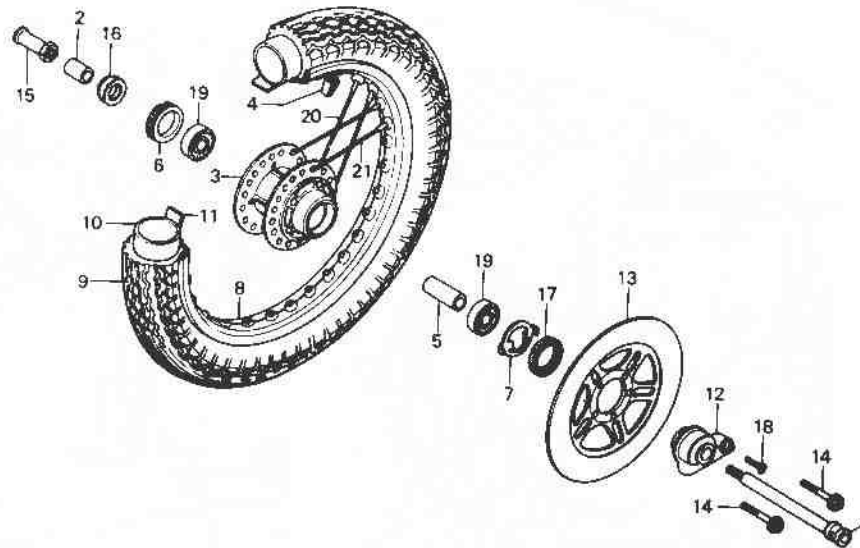
(CB750Kz-KA-CM,DK,DM,SA)  
(CB750Kb-CM)

**Vorderrad**

(CB750Kz-KA-CM,DK,DM,SA)  
(CB750Kb-CM)

**Rueda delantera**

(CB750Kz-KA-CM,DK,DM,SA)  
(CB750Kb-CM)



←FWD

B425-32

Service item	F.R.T.	Ref. No.	Part No.	Description	Reqd. No.				Serial No.	Area code
					CB750	Kz	Lz	KA		
		8	44701-405-771	RIM, FR. WHEEL	1	1	1		CM	
		9	44711-425-671	TIRE, FR. (3.50H19-4PR BS)	1	1	1		DK,DM,SA	
			44711-425-672	TIRE, FR. (3.50H19-4PR DUNLOP)	1	1	1		CM	
			44711-425-761	TIRE, FR. (3.50H19-4PR BS)	1	1			DK,DM	
			44711-425-762	TIRE, FR. (3.50H19-4PR DUNLOP)	1	1			CM	
		10	44712-300-003	TUBE, TIRE (3.25/3.50-19 BS)	1	1	1		DK,DM	
			44712-300-004	TUBE, TIRE (3.25/3.50-19)	1	1	1		CM	
				(DUNLOP)	1	1			DK,DM,SA	
		11	44713-300-003	FLAP, TIRE (19 BS)	1	1	1		CM	
			44713-300-004	FLAP, TIRE (1.85-19 DUNLOP)	1	1	1		DK,DM,SA	
					1	1			CM	
					1	1			DK,DM,SA	

1980.12.10

E

L2



# F-10-1

## Front wheel

(CB750Kz·KA·CM,DK,DM,SA)  
(CB750Kb·CM)

## Roue avant

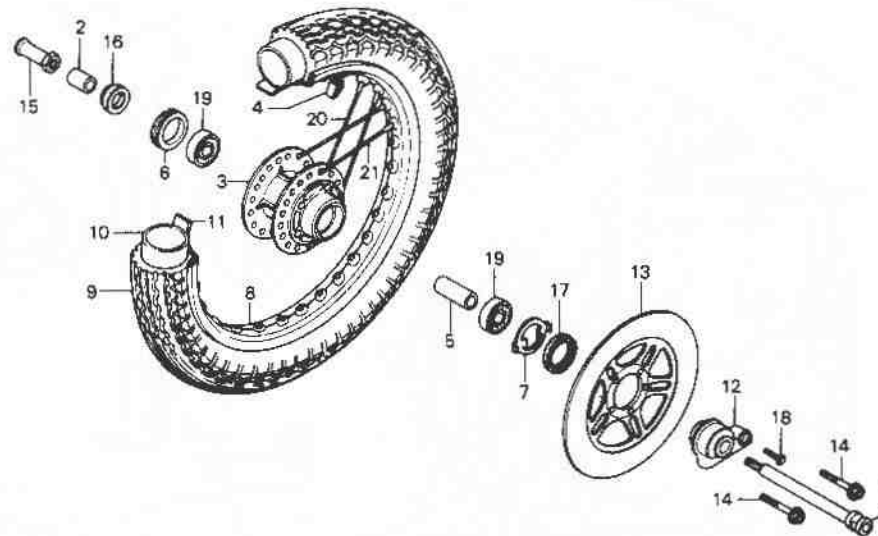
(CB750Kz·KA·CM,DK,DM,SA)  
(CB750Kb·CM)

## Vorderrad

(CB750Kz·KA·CM,DK,DM,SA)  
(CB750Kb·CM)

## Rueda delantera

(CB750Kz·KA·CM,DK,DM,SA)  
(CB750Kb·CM)



B425-32

Service item	F.R.T.	Ref. No.	Part No.	Description	Reqd. No.				Serial No.	Area code
					CB750	Kz	Lz	KA		
		12	44800-425-003	BOX ASSY., SPEEDOMETER GEAR	1				2023128	CM
			44800-425-013	BOX ASSY., SPEEDOMETER GEAR	1				2023129	CM
					1		1			DK,DM,SA
					1		1	1		CM
		13	45251-425-000	DISK, FR. BRAKE	1		1	1		DK,DM,SA
					1		1	1		CM
		14	90112-413-000	BOLT, UBS, 8X33	5		5	5		DK,DM,SA
					5		5	5		CM
		15	90305-333-000	NUT, AXLE, 12MM	1		1	1		DK,DM,SA
					1		1			CM
		16	91252-300-003	DUST SEAL, 22X36X8	1		1	1		DK,DM,SA
					1		1			CM
		17	91258-410-006	DUST SEAL, 40X50X5	1		1			DK,DM,SA
					1		1			CM
			91258-410-013	DUST SEAL, 40X50X5	1		1	1		DK,DM,SA
					1		1			CM
		18	93700-05016-0A	SCREW, OVAL, 5X16	1		1	1		DK,DM,SA
					1		1			CM

1980.12.10

E

L3

**L 4**

**F-10-1**

**Front wheel**

(CB750Kz-KA-CM,DK,DM,SA)  
(CB750Kb-CM)

**Roue avant**

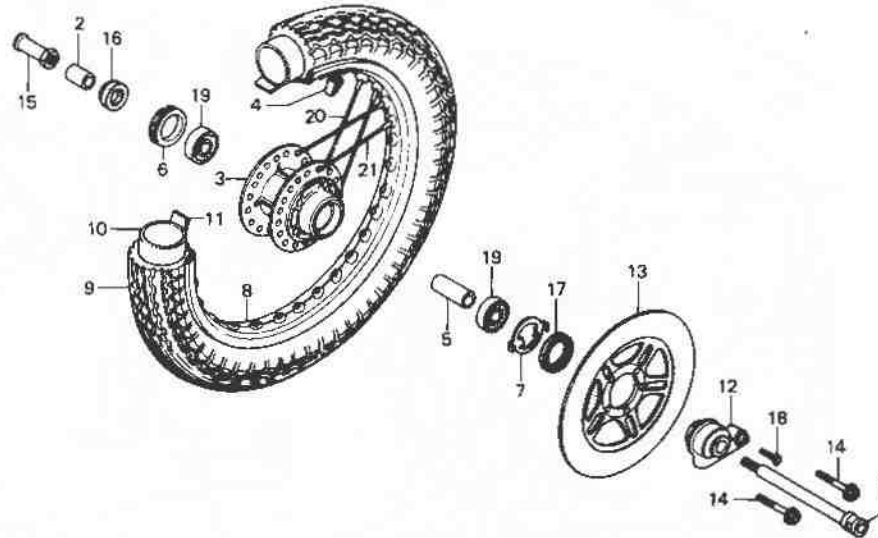
(CB750Kz-KA-CM,DK,DM,SA)  
(CB750Kb-CM)

**Vorderrad**

(CB750Kz-KA-CM,DK,DM,SA)  
(CB750Kb-CM)

**Rueda delantera**

(CB750Kz-KA-CM,DK,DM,SA)  
(CB750Kb-CM)



B425-32

Service Item	F.R.T.	Ref. No.	Part No.	Description	Reqd. No. CB750				Serial No.	Area code
					Kz	Lz	KA	KB		
		19	96140-63020-10	BEARING, RADIAL BALL, 6302U	2		2	2		CM
		20	97B11-69241-R0	SPOKE BS, 8X200.5 (OUTSIDE)	2		2			DK,DM,SA
				"	20		20			CM
				"	20		20	20		DK,DM,SA
		21	97451-69242-R0	SPOKE BS, 8X201.0 (INSIDE)	20		20			CM
				"	20		20	20		DK,DM,SA
				"	20		20	20		CM

1980.12.10

E

L4

**L 5**

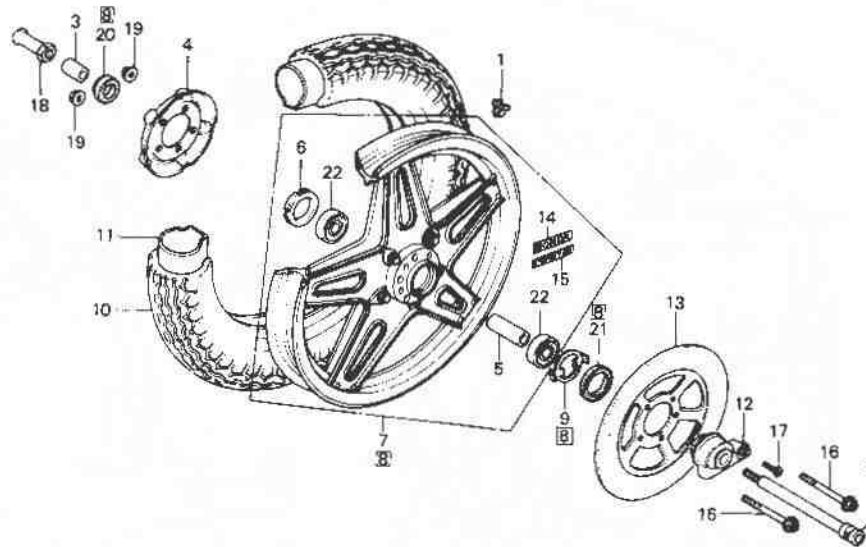
**F-10-2**

**Front wheel  
(CB750Lz)**

**Roue avant  
(CB750Lz)**

**Vorderrad  
(CB750Lz)**

**Rueda delantera  
(CB750Lz)**



B426-60

Service Item	F.R.T.	Ref. No.	Part No.	Description	Reqd. No.				Serial No.	Area code
					Kz	Lz	KA	Ke		
WEIGHT, BALANCE	0.8	1	42705-410-000	WEIGHT, BALANCE (20G)				N		
AXLE, FR. WHEEL	0.3		42706-410-000	WEIGHT, BALANCE (30G)				N		
BOX ASSY., SPEEDOMETER GEAR		2	44301-425-870	AXLE, FR. WHEEL				1		
COLLAR, FR. WHEEL DISTANCE	0.6	3	44311-425-870	COLLAR, FR. WHEEL SIDE				1		
BEARING, RADIAL BALL, 6302U (ADD 0.1 FOR EACH.)		4	44607-426-770	COVER, FR. WHEEL HUB				1		
WHEEL COMP., FR.	1.0	5	44620-410-000	COLLAR, FR. WHEEL DISTANCE				1		
TIRE, FR.	0.9	6	44643-300-000	RETAINER, FR. WHEEL BEARING				1		
COVER, FR. WHEEL HUB	0.4	7	44650-426-770	WHEEL COMP., FR. 44650-426-771				1		
DISK, FR. BRAKE		8	44650-426-771	WHEEL COMP., FR.				1		
DUST SEAL		9	44680-410-000	RETAINER, GEAR BOX				1		
RETAINER, FR. WHEEL BEARING	0.5	10	44711-425-671	TIRE, FR. (3.50H19-4PR BS)				1		
			44711-425-672	TIRE, FR. (3.50H19-4PR DUNLOP)				1		
		11	44712-300-003	TUBE, TIRE (3.25/3.50-19 BS)				1		

1980.12.10

E

L5

L 6

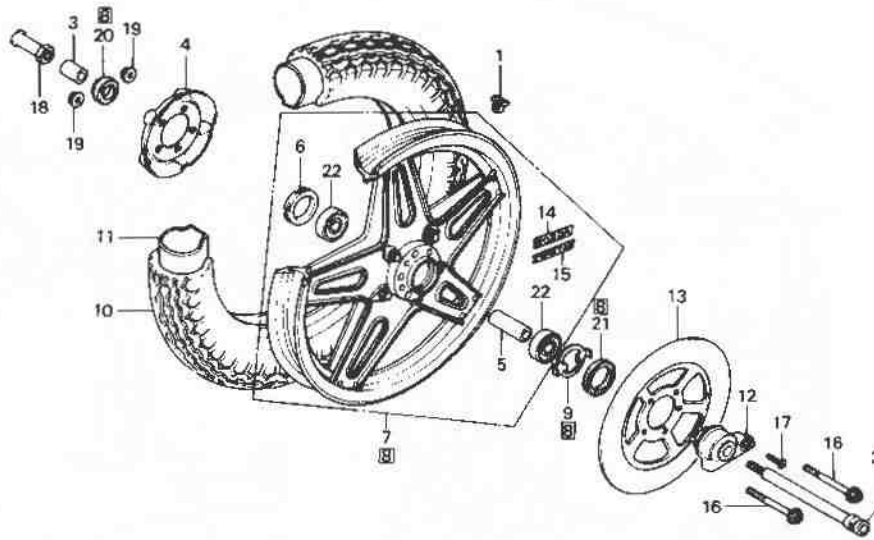
F-10-2

Front wheel  
(CB750Lz)

Roue avant  
(CB750Lz)

Vorderrad  
(CB750Lz)

Rueda delantera  
(CB750Lz)



B476-60

Service item	F.R.T.	Ref. No.	Part No.	Description	Reqd. No.				Serial No.	Area code
					Kz	Lz	Ka	Kb		
			44712-300-004	TUBE, TIRE (3.25/3.50-19) (DUNLOP)	1					
		12	44800-425-871	BOX ASSY., SPEEDOMETER GEAR	1					
		13	45251-425-000	DISK, FR. BRAKE	1					
		14	87108-426-770	MARK, SPOKE PLATE (HONDA)	2					
		15	87109-426-770	MARK, SPOKE PLATE (COMSTAR)	2					
		16	90123-425-000	BOLT, FLANGE, 8X97	5					
		17	90135-425-870	SCREW, OVAL, 5X16	1					
		18	90305-425-870	NUT, AXLE, 18MM	1					
		19	90309-357-000	NUT, UBS, 8MM	5					
		20	91252-300-003	DUST SEAL, 22X36X8	1					
		21	91258-410-006	DUST SEAL, 40X50X5	1					
			91258-410-013	DUST SEAL, 40X50X5	1					
		22	96140-63020-10	BEARING, RADIAL BALL, 6302U	2					

1980.12.10

E

L6



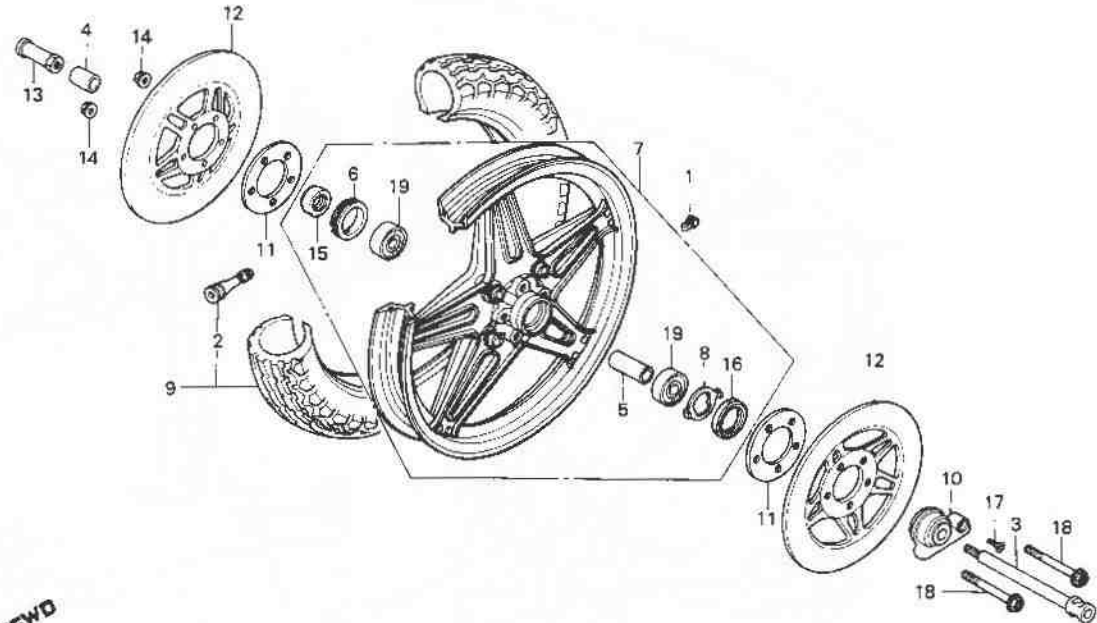
# F-10-3

**Front wheel**  
(CB750Kb-DK,DM,E,ED,F,G,SA,U)

**Roue avant**  
(CB750Kb-DK,DM,E,ED,F,G,SA,U)

**Vorderrad**  
(CB750Kb-DK,DM,E,ED,F,G,SA,U)

**Rueda delantera**  
(CB750Kb-DK,DM,E,ED,F,G,SA,U)



B425-180

Service item	F.R.T.	Ref. No.	Part No.	Description	Read. No.				Serial No.	Area code
					CB750	Kz	Lz	Ka		
WEIGHT, BALANCE	0.8	1	42705-410-000	WEIGHT, BALANCE (20G)				N		DK,DM,E,ED,F,G,SA,U
AXLE, FR. WHEEL	0.3		42706-410-000	WEIGHT, BALANCE (30G)				N		DK,DM,E,ED,F,G,SA,U
BOX ASSY., SPEEDMETER GEAR		2	42753-425-003	VALVE, RIM (BS)				1		DK,DM,E,ED,F,G,SA,U
RETAINER, FR. WHEEL BEARING	0.5		42753-425-004	VALVE, RIM (DUNLOP)				1		DK,DM,E,ED,F,G,SA,U
WHEEL COMP., FR.	1.0	3	44301-393-000	AXLE, FR. WHEEL				1		DK,DM,E,ED,F,G,SA,U
TIRE ASSY., FR.	0.9	4	44311-410-000	COLLAR, FR. WHEEL SIDE				1		DK,DM,E,ED,F,G,SA,U
COLLAR, FR. WHEEL DISTANCE	0.6	5	44620-410-000	COLLAR, FR. WHEEL DISTANCE				1		DK,DM,E,ED,F,G,SA,U
BEARING, RADIAL BALL, 6302U (ADD 0.1 FOR EACH.)		6	44643-300-000	RETAINER, FR. WHEEL BEARING				1		DK,DM,E,ED,F,G,SA,U
DUST SEAL, 40X50X5	0.4	7	44650-463-670	WHEEL COMP., FR.				1		DK,DM,E,ED,F,G,SA,U
DISK, FR. BRAKE (ONE OR ALL)		8	44680-410-000	RETAINER, GEAR BOX				1		DK,DM,E,ED,F,G,SA,U
		9	44710-425-013	TIRE ASSY., FR. (3.25H19-4PR BS)				1		DK,DM,E,ED,F,G,SA,U
			44710-425-014	TIRE ASSY., FR. (3.25H19-4PR DUNLOP)				1		DK,DM,E,ED,F,G,SA,U
		10	44800-425-013	BOX ASSY., SPEEDMETER GEAR				1		DK,DM,E,ED,F,G,SA,U
		11	45128-445-630	SHIM, DAMPING				2		DK,DM,E,ED,F,G,SA,U

1980.12.10

E

L7



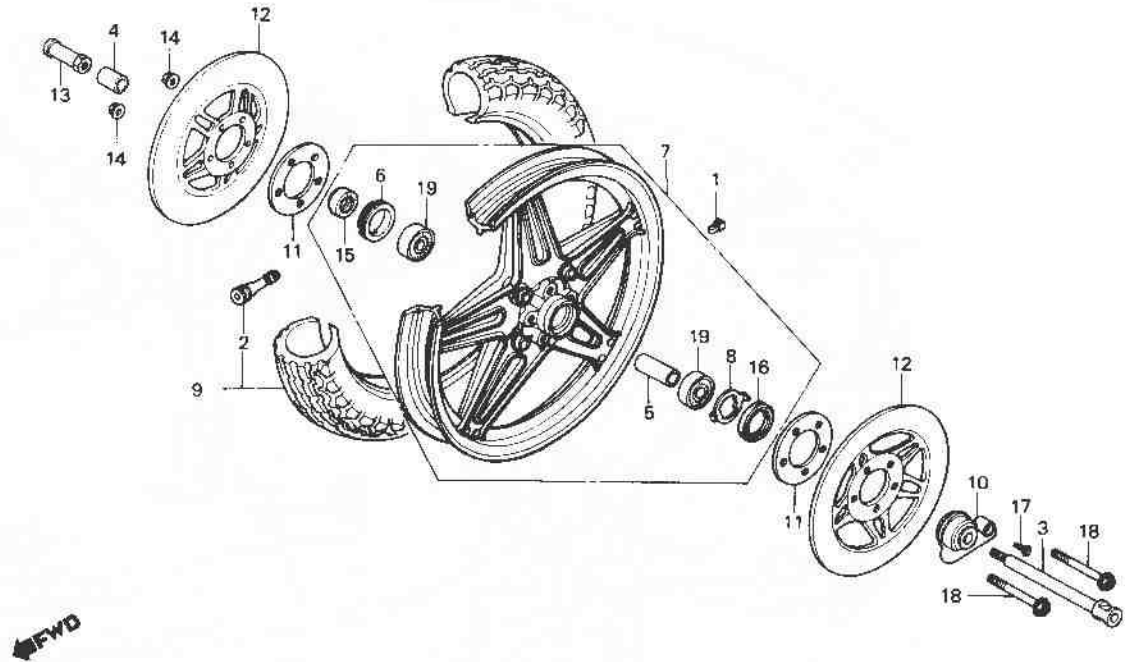
**F-10-3**

**Front wheel**  
(CB750KB-DK,DM,E,ED,F,G,SA,U)

**Roue avant**  
(CB750KB-DK,DM,E,ED,F,G,SA,U)

**Vorderrad**  
(CB750KB-DK,DM,E,ED,F,G,SA,U)

**Rueda delantera**  
(CB750KB-DK,DM,E,ED,F,G,SA,U)



←FWD

B425-180

Service Item	F.R.T.	Ref. No.	Part No.	Description	Reqd. No.				Serial No.	Area code
					CB750					
					Kz	Lz	KA	KB		
		12	45251-422-020	DISK, FR. BRAKE				2		DK,DM,E,ED,F,G,SA,U
		13	90305-333-000	NUT, AXLE, 12MM				1		DK,DM,E,ED,F,G,SA,U
		14	90309-428-731	NUT, FLANGE, 8MM				5		DK,DM,E,ED,F,G,SA,U
		15	91252-300-003	DUST SEAL, 22X36X8				1		DK,DM,E,ED,F,G,SA,U
		16	91258-410-006	DUST SEAL, 40X50X5				1		DK,DM,E,ED,F,G,SA,U
			91258-410-013	DUST SEAL, 40X50X5				1		DK,DM,E,ED,F,G,SA,U
		17	93700-05016-0A	SCREW, OVAL, 5X16				1		DK,DM,E,ED,F,G,SA,U
		18	90103-438-000	BOLT, FLANGE, 8X104				5		DK,DM,E,ED,F,G,SA,U
		19	96140-63020-10	BEARING, RADIAL BALL, 6302U				2		DK,DM,E,ED,F,G,SA,U



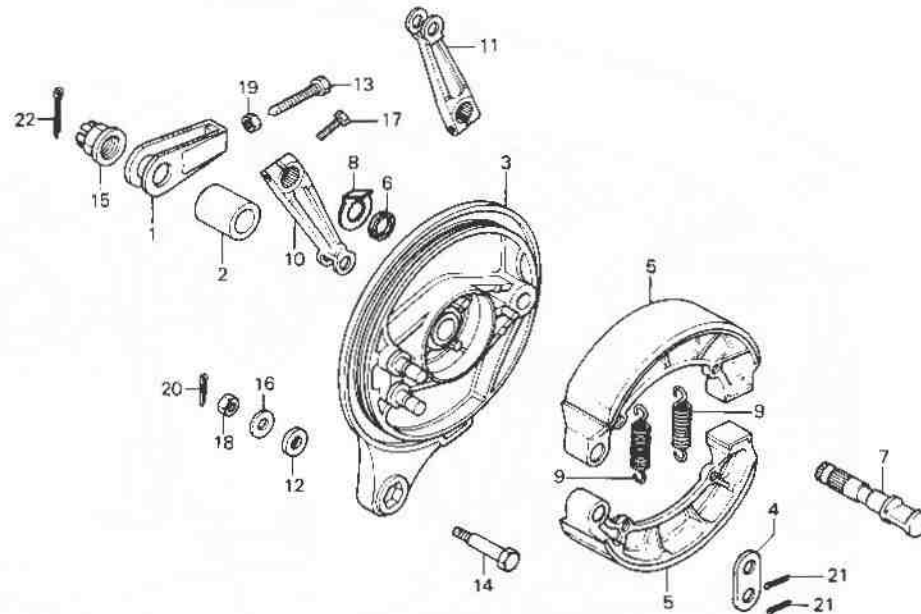
**F-11**

Rear brake panel

Plateau de frein arrière

Hinterradbremssankerplatte

Panel de freno trasero



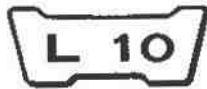
8425-33

Service item	F.R.T.	Ref. No.	Part No.	Description	Reqd. No. CB750				Serial No.	Area code
					Kz	Lz	Ka	Kb		
PANEL COMP., RR. BRAKE INC. RELATIVE PART	0.6	1	40543-425-000	ADJUSTER, DRIVE CHAIN	1		1	1		
			40543-425-870	ADJUSTER, DRIVE CHAIN		1				
SHOE COMP., RR. BRAKE (ONE OR ALL)	0.1	2	42313-393-000	COLLAR, RR. BRAKE PANEL SIDE	1		1	1		
			42313-425-870	COLLAR, RR. BRAKE PANEL SIDE		1				
ARM, RR. BRAKE INC. RELATIVE PART	0.1	3	43100-425-000	PANEL COMP., RR. BRAKE	1		1	1		
			43100-426-770	PANEL COMP., RR. BRAKE		1				
		4	43102-319-000	WASHER, ANCHOR PIN	1	1	1	1		
		5	43120-393-003	SHOE COMP., RR. BRAKE (JB)	2	2	2	2		CM,DK,DM,E,ED,F,G,SA,YA
			43120-393-006	SHOE COMP., RR. BRAKE (ASK)	2	2	2	2		
		6	43134-300-000	DUST SEAL, BRAKE CAM	1	1	1	1		
		7	43141-415-000	CAM, RR. BRAKE	1	1	1	1		
		8	43145-388-000	INDICATOR, RR. BRAKE	1	1	1	1		CM
			43145-425-000	INDICATOR, RR. BRAKE	1	1	1	1		DK,DM,SA E,ED,F,G,U,YA DK,DM,SA

1980.12.10

E

L9



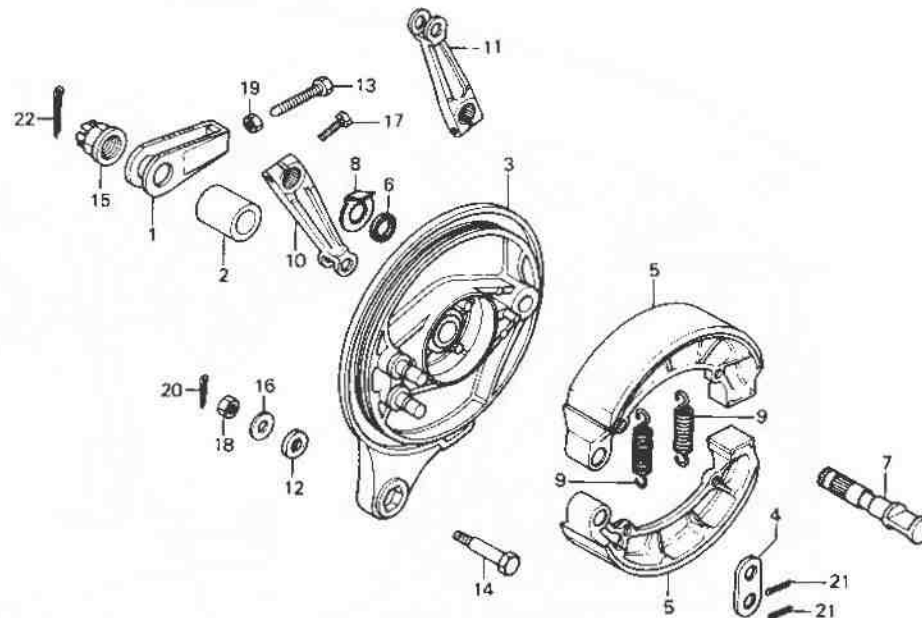
**F-11**

Rear brake panel

Plateau de frein arrière

Hinterradbremssankerplatte

Panel de freno trasero



8425-33

Service item	F.R.T.	Ref. No.	Part No.	Description	Reqd. No.				Serial No.	Area code
					CB750	Kz	Lz	KA		
		9	43151-346-000	SPRING, RR. BRAKE SHOE	2	2	2	2		
		10	43410-405-000	ARM, RR. BRAKE	1	1	1	1		CM DK,DM,SA
		11	43410-425-000	ARM, RR. BRAKE	1		1	1		E,ED,F,G,U,YA DK,DM,SA
		12	43434-286-000	RUBBER, STOPPER ARM CUSHION	1	1	1	1		
		13	90119-300-000	BOLT, CHAIN ADJUSTING	1	1	1	1		
		14	90127-393-000	BOLT, RR. BRAKE STOPPER	1	1	1	1		
		15	90305-393-000	NUT, AXLE, 18MM	1		1	1		
			90305-425-870	NUT, AXLE, 18MM			1			
		16	90505-425-000	WASHER, 8MM	1	1	1	1		
		17	90115-425-870	BOLT, HEX., 8X25		1				
			92000-08025-0A	BOLT, HEX., 8X25	1		1	1		
		18	94001-08000-0S	NUT, HEX., 8MM	1	1	1	1		
		19	94002-08000-0S	NUT, HEX., 8MM	1	1	1	1		
		20	94201-20180	PIN, SPLIT, 2.0X18	1	1	1	1		
		21	94201-25200	PIN, SPLIT, 2.5X20	2	2	2	2		

1980.12.10

E

L10



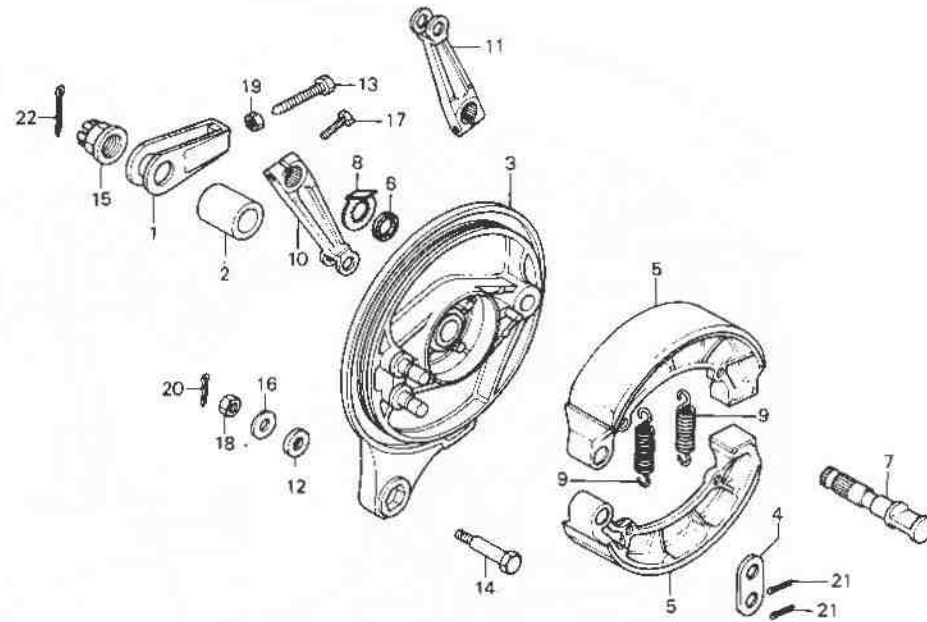
**F-11**

Rear brake panel

Plateau de frein arrière

Hinterradbremssankerplatte

Panel de freno trasero



B425-33

Service item	F.R.T.	Ref. No.	Part No.	Description	Reqd. No				Serial No.	Area code
					CB750	KZ	LZ	KA		
		22	94201-40300	PIN, SPLIT, 4,0X30	1	1	1	1		

1980.12.10

E

L11

**L 12**

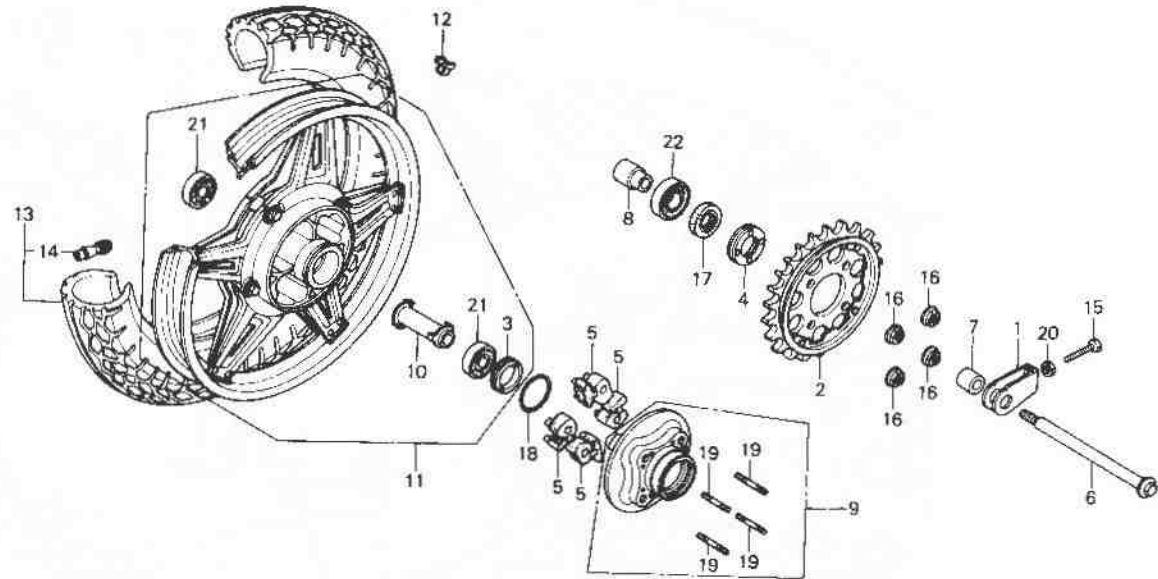
**F-12**

**Rear wheel**  
(CB750Kz-KA-E,ED,F,G,U,YA)

**Roue arrière**  
(CB750Kz-KA-E,ED,F,G,U,YA)

**Hinterrad**  
(CB750Kz-KA-E,ED,F,G,U,YA)

**Rueda trasera**  
(CB750Kz-KA-E,ED,F,G,U,YA)



B425 34

Service item	F.R.T.	Ref. No.	Part No.	Description	Reqd. No.				Serial No.	Area code
					CB750	Kz	L7	KA		
SPROCKET COMP., FINAL DRIVEN	0.5	1	40543-425-000	ADJUSTER, DRIVE CHAIN	1		1			E,ED,F,G,U,YA
RETAINER, RR. WHEEL BEARING		2	41200-425-640	SPROCKET COMP., FINAL DRIVEN	1					ED
DAMPER, RR. WHEEL (ONE OR ALL)			41200-425-670	SPROCKET COMP., FINAL DRIVEN (36T)	1					E,F,G,U
AXLE, RR. WHEEL	0.4		41200-425-641	SPROCKET COMP., FINAL DRIVEN (38T)			1			ED
FLANGE COMP., FINAL DRIVEN	0.7		41200-425-770	SPROCKET COMP., FINAL DRIVEN (43T)			1			E,F,G,U,YA
COLLAR, RR. AXLE DISTANCE	0.6		41200-425-770	SPROCKET COMP., FINAL DRIVEN (46T)			1			E,F,G,U,YA
OIL SEAL, 34X55X9			3	41231-300-020	RETAINER, RR. WHEEL BEARING	1		1		E,ED,F,G,U,YA
BOLT, STUD, 12X55 (ADD 0.1 FOR EACH.)		4	41231-422-000	RETAINER, RR. WHEEL BEARING	1		1			E,ED,F,G,U,YA
BEARING, RADIAL BALL (ADD 0.1 FOR EACH.)		5	41241-300-050	DAMPER, RR. WHEEL	4		4			E,ED,F,G,U,YA
WHEEL COMP., RR.	1.2	6	42301-393-000	AXLE, RR. WHEEL	1		1			E,ED,F,G,U,YA
WEIGHT, BALANCE	0.9	7	42311-392-000	COLLAR, RR. WHEEL SIDE	1		1			E,ED,F,G,U,YA
TIRE ASSY., RR.	1.1	8	42605-393-000	SLEEVE, RR. AXLE	1		1			E,ED,F,G,U,YA
		9	42610-425-000	FLANGE COMP., FINAL DRIVEN	1		1			E,ED,F,G,U,YA
		10	42620-300-010	COLLAR, RR. AXLE DISTANCE	1		1			E,ED,F,G,U,YA

1980.12.10

E

L12

**L 13**

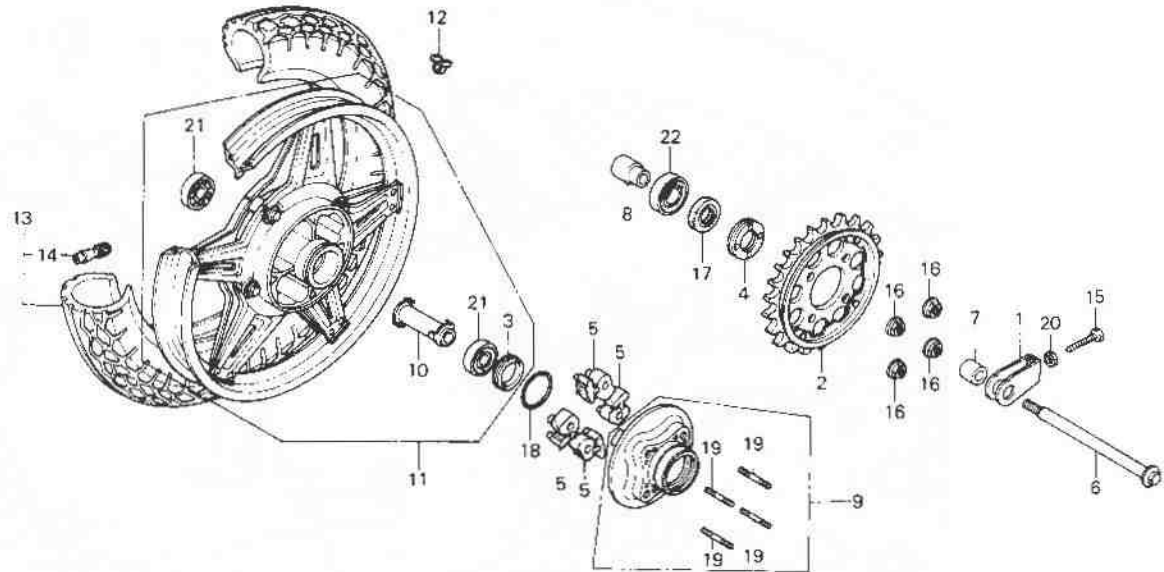
**F-12**

**Rear wheel**  
(CB750Kz-KA-E,ED,F,G,U,YA)

**Roue arrière**  
(CB750Kz-KA-E,ED,F,G,U,YA)

**Hinterrad**  
(CB750Kz-KA-E,ED,F,G,U,YA)

**Rueda trasera**  
(CB750Kz-KA-E,ED,F,G,U,YA)



B42b/34

Service Item	F.R.T.	Ref. No.	Part No.	Description	Reord. No.				Serial No.	Area code
					CB750	Kz	Lz	KA		
		11	42650-425-810	WHEEL COMP., RR.		1				E,ED,F,G,U
			42650-425-305	WHEEL COMP., RR.		1				E,ED,F,G,U
			42650-425-610	WHEEL COMP., RR.			1			E,ED,F,G,U,YA
		12	42705-410-000	WEIGHT, BALANCE (20G)		N	N			E,ED,F,G,U,YA
			42706-410-000	WEIGHT, BALANCE (30G)		N	N			E,ED,F,G,U,YA
		13	42710-425-003	TIRE ASSY., RR.		1	1			E,ED,F,G,U,YA
			42710-425-004	TIRE ASSY., RR. (4.00H18-4PR BS)		1	1			E,ED,F,G,J,YA
			42710-425-004	TIRE ASSY., RR. (4.00H18-4PR DUNLOP)		1	1			E,ED,F,G,U,YA
		14	42753-425-003	VALVE, RIM (BS)		1	1			E,ED,F,G,U,YA
			42753-425-004	VALVE, RIM (DUNLOP)		1	1			E,ED,F,G,U,YA
		15	90119-300-000	BOLT, CHAIN ADJUSTING		1	1			E,ED,F,G,J,YA
		16	90309-375-003	NUT, FLANGE, 12MM		4	4			E,ED,F,G,J,YA
		17	90753-283-000	OIL SEAL, 34X55X9		1	1			E,ED,F,G,J,YA
		18	91258-300-013	O-RING, 68X2.6		1	1			E,ED,F,G,J,YA
		19	92716-12055-0E	BOLT, STUD, 12X55		4	4			E,ED,F,G,J,YA
		20	94002-08000-0S	NUT, HEX., 8MM		1	1			E,ED,F,G,U,YA
		21	96140-63040-10	BEARING, RADIAL BALL, 6304U		2	2			E,ED,F,G,U,YA

1980.12.10

E

L13

**L 14**

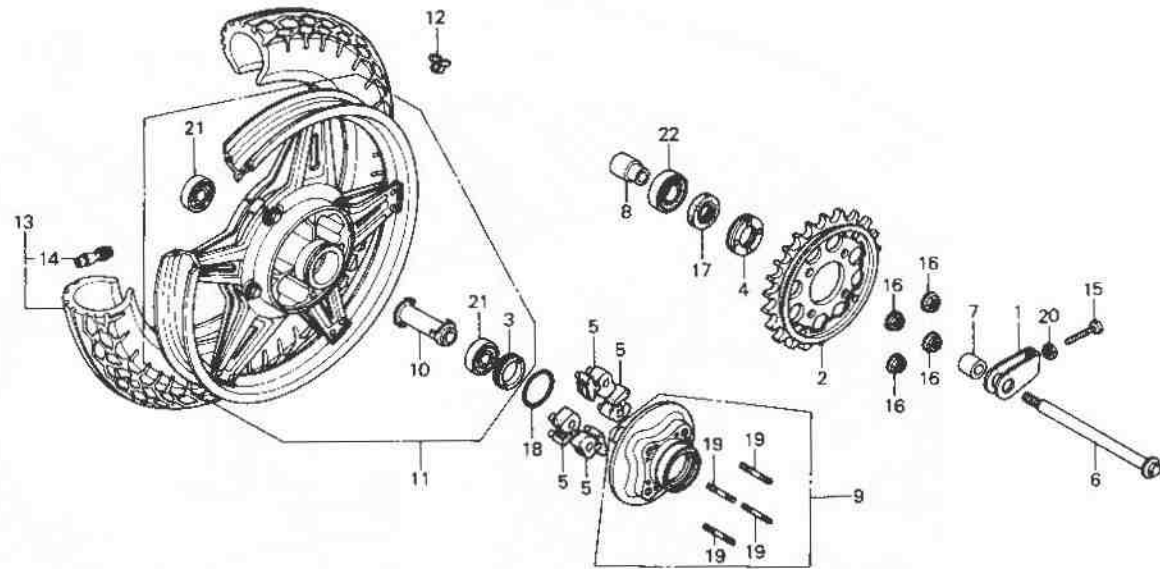
**F-12**

**Rear wheel**  
(CB750Kz-KA-E,ED,F,G,U,YA)

**Roue arrière**  
(CB750Kz-KA-E,ED,F,G,U,YA)

**Hinterrad**  
(CB750Kz-KA-E,ED,F,G,U,YA)

**Rueda trasera**  
(CB750Kz-KA-E,ED,F,G,U,YA)



6425-34

Service Item	F.R.T.	Ref. No.	Part No.	Description	Reqd. No. CB750 Kz Lz KA Kb	Serial No.	Area code
		22	96140-63050-10	BEARING, RADIAL BALL, 6305U	1 1		E,ED,F,G,U,YA

1980.12.10

E

L14

**L 15**

**F-12-1**

**Rear wheel**

(CB750Kz-KA-CM,DK,DM,SA)  
(CB750Kb-CM)

**Roue arrière**

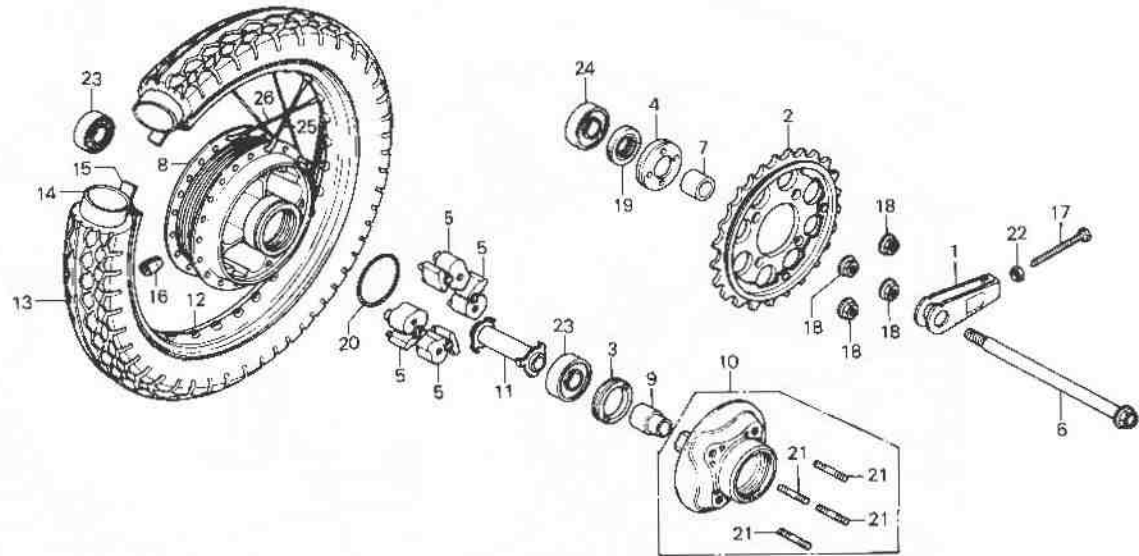
(CB750Kz-KA-CM,DK,DM,SA)  
(CB750Kb-CM)

**Hinterrad**

(CB750Kz-KA-CM,DK,DM,SA)  
(CB750Kb-CM)

**Rueda trasera**

(CB750Kz-KA-CM,DK,DM,SA)  
(CB750Kb-CM)



B425-35

Service item	F.R.T.	Ref. No.	Part No.	Description	Reqd. No.				Serial No.	Area code
					Kz	Lz	Ka	Ke		
ADJUSTER, DRIVE CHAIN	0.5	1	40543-425-000	ADJUSTER, DRIVE CHAIN	1	1	1		CM	
RETAINER, RR. WHEEL BEARING		2	41200-425-670	SPROCKET COMP., FINAL DRIVEN (38T)	1	1			DK,DM,SA	
DAMPER, RR. WHEEL (ONE DR ALL)			41200-425-770	SPROCKET COMP., FINAL DRIVEN (46T)			1	1	CM	
AXLE, RR. WHEEL	0.4						1	1	DK,DM,SA	
HUB COMP., RR. WHEEL	2.8						1	1	CM	
FLANGE COMP., FINAL DRIVEN	0.7	3	41231-300-020	RETAINER, RR. WHEEL BEARING	1	1	1		DK,DM,SA	
COLLAR, RR. AXLE DISTANCE	0.6				1	1			CM	
OIL SEAL, 34X55X9		4	41231-422-000	RETAINER, RR. WHEEL BEARING	1	1	1		DK,DM,SA	
BOLT, STUD, 12X55 (ADD 0.1 FOR EACH.)		5	41241-300-050	DAMPER, RR. WHEEL	4	4	4		CM	
BEARING, RADIAL BALL (ADD 0.1 FOR EACH.)					4	4			DK,DM,SA	
BALANCER	0.9	6	42301-393-000	AXLE, RR. WHEEL	1	1	1		CM	
RIM, RR. WHEEL (DAIDO)	2.4				1	1			DK,DM,SA	
TIRE, RR.	1.1	7	42311-392-000	COLLAR, RR. WHEEL SIDE	1	1	1		CM	
TUBE, TIRE					1	1			DK,DM,SA	
		8	42601-425-670	HUB COMP., RR. WHEEL	1	1	1		CM	
		9	42605-393-000	SLEEVE, RR. AXLE	1	1	1		DK,DM,SA	

1980.12.10

E

L15

**L 16**

**F-12-1**

**Rear wheel**

(CB750Kz-KA-CM,DK,DM,SA)  
(CB750Kb-CM)

**Roue arrière**

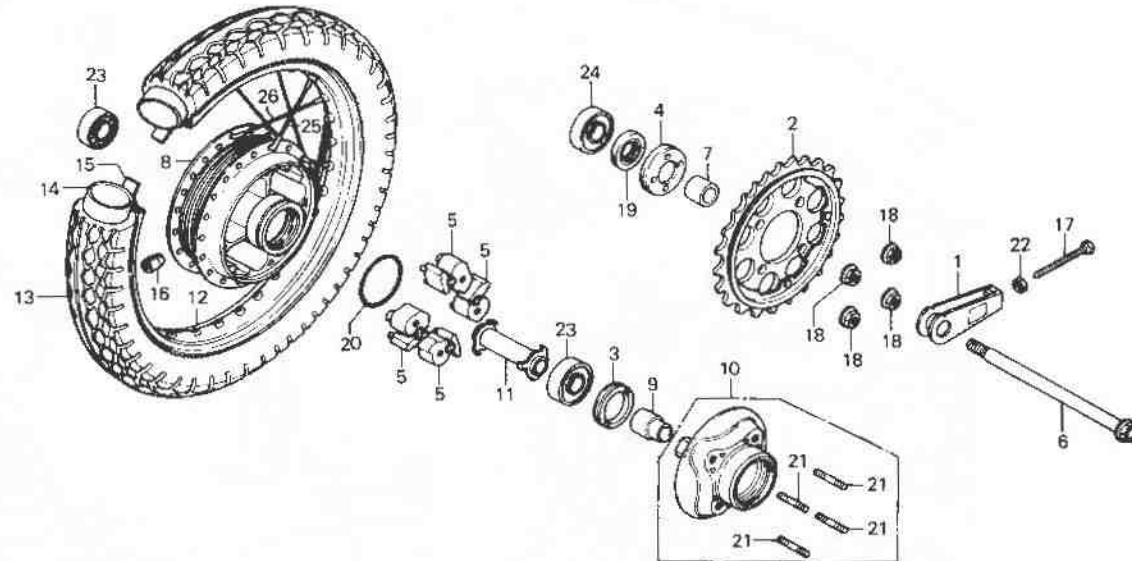
(CB750Kz-KA-CM,DK,DM,SA)  
(CB750Kb-CM)

**Hinterrad**

(CB750Kz-KA-CM,DK,DM,SA)  
(CB750Kb-CM)

**Rueda trasera**

(CB750Kz-KA-CM,DK,DM,SA)  
(CB750Kb-CM)



B425-35

Service item	F.R.T.	Ref. No.	Part No.	Description	Reqd. No				Serial No.	Area code
					Kz	Lz	KA	Kb		
		10	42610-425-000	FLANGE COMP., FINAL DRIVEN	1	1	1		CM DK,DM,SA	
		11	42620-300-010	COLLAR, RR. AXLE DISTANCE	1	1	1		CM DK,DM,SA	
		12	42701-300-013	RIM, RR. WHEEL (DAIDO)	1	1			CM DK,DM,SA	
			42701-425-771	RIM, RR. WHEEL	1	1	1		CM	
		13	42711-425-671	TIRE, RR. (4.25H18-4PR BS)	1	1			CM DK,DM	
			42711-425-672	TIRE, RR. (4.25H18-4PR DUNLOP)	1	1			CM DK,DM	
			42711-425-761	TIRE, RR. (4.25H18-4PR BS)	1	1			SA	
			42711-425-762	TIRE, RR. (4.25H18-4PR DUNLOP)	1	1			SA	
			42711-393-781	TIRE, RR. (4.50H17 BS)	1	1			CM	
			42711-393-782	TIRE, RR. (4.50H17 DUNLOP)	1	1			CM	
			42711-MA4-671	TIRE, RR. (4.50H17-4PR BS)			1		CM	

1980.12.10

E

L16



# F-12-1

## Rear wheel

(CB750Kz-KA-CM,DK,DM,SA)  
(CB750Kb-CM)

## Roue arrière

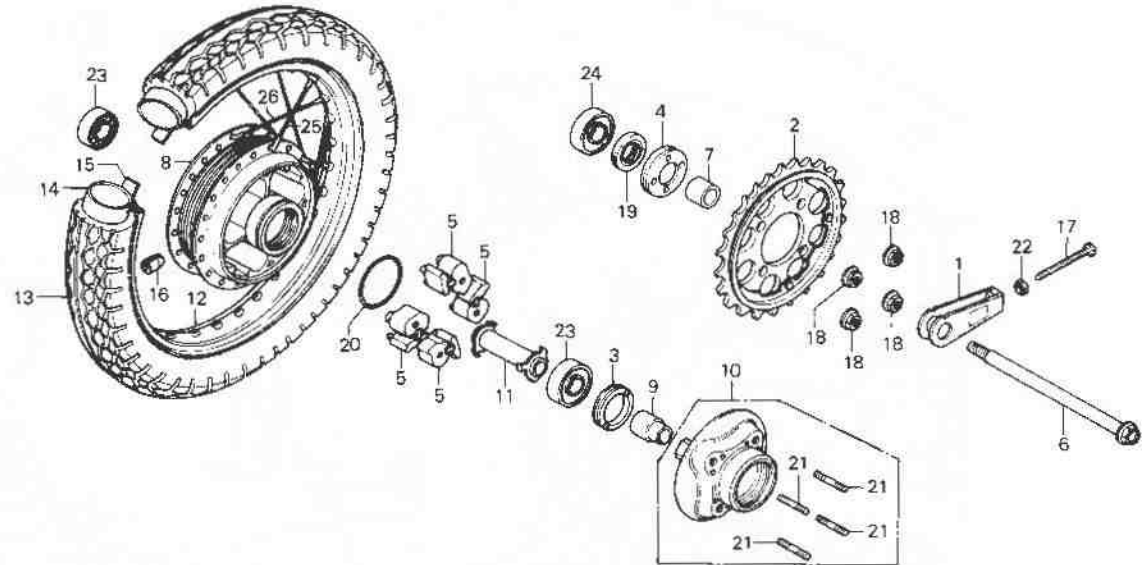
(CB750Kz-KA-CM,DK,DM,SA)  
(CB750Kb-CM)

## Hinterrad

(CB750Kz-KA-CM,DK,DM,SA)  
(CB750Kb-CM)

## Rueda trasera

(CB750Kz-KA-CM,DK,DM,SA)  
(CB750Kb-CM)



B425/35

Service item	F.R.T.	Ref. No.	Part No.	Description	Reqd. No.				Serial No.	Area code
					CB750 Kz	Lz	Ka	Kb		
			42711-MA4-672	TIRE, RR. (4.50H17-4PR DUNLOP)				1		CM
		14	42712-300-004	TUBE, TIRE (3.75/4.00-18)	1					CM
			42712-425-003	TUBE, TIRE (4.00-18 BS)	1		1			DK,DM,SA
			42712-371-003	TUBE, TIRE (4.50-17 BS)	1		1	1		CM
			42712-371-004	TUBE, TIRE (4.50-17 DUNLOP)	1		1	1		CM
		15	42713-300-003	FLAP, TIRE (2.15-18 BS)	1					CM
			42713-300-004	FLAP, TIRE (2.15-18 DUNLOP)	1		1			DK,DM,SA
			42713-425-771	FLAP, TIRE (2.15x17 BS)	1		1	1		CM
			42713-425-772	FLAP, TIRE (2.50-17 DUNLOP)	1		1	1		CM
		16	44606-283-000	BALANCER (20G)	N	N	N	N		CM
					N	N				DK,DM,SA

1980.12.10

E

M1

**M 2**

**F-12-1**

**Rear wheel**

(CB750Kz-KA-CM,DK,DM,SA)  
(CB750KB-CM)

**Roue arrière**

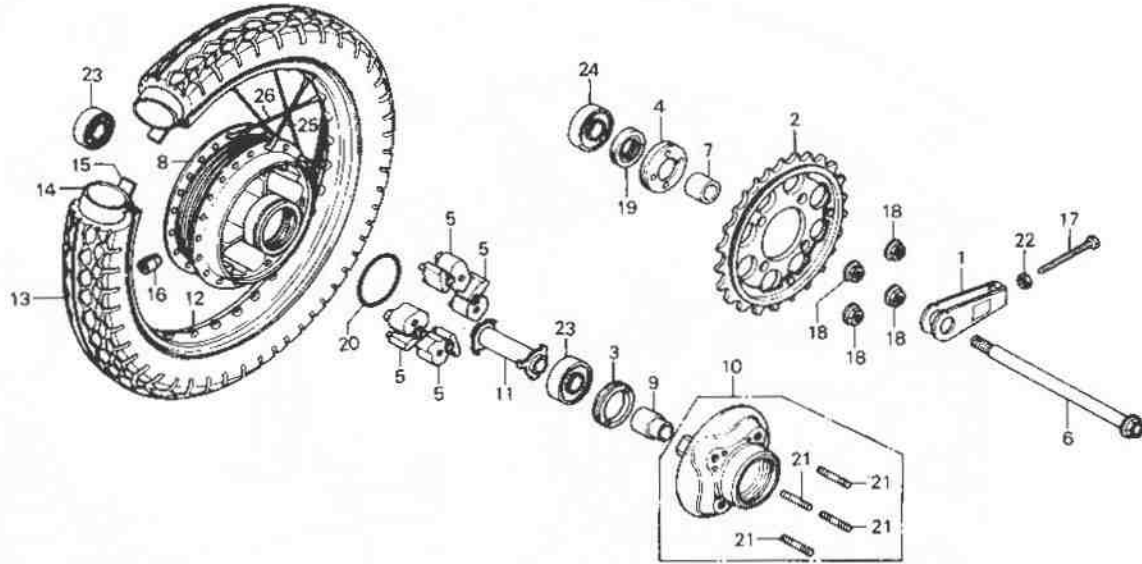
(CB750Kz-KA-CM,DK,DM,SA)  
(CB750KB-CM)

**Hinterrad**

(CB750Kz-KA-CM,DK,DM,SA)  
(CB750KB-CM)

**Rueda trasera**

(CB750Kz-KA-CM,DK,DM,SA)  
(CB750KB-CM)



←FWD

B425-35

Service item	F.R.T.	Ref. No.	Part No.	Description	Reqd. No				Serial No.	Area code
					CB750 Kz	Lz	KA	Ke		
			44607-283-000	BALANCER (15G)	N	N	N		CM	
			44608-283-000	BALANCER (10G)	N	N	N		DK,DM,SA	
			44609-283-000	BALANCER (5G)	N	N	N		CM	
			90119-300-000	BOLT, CHAIN ADJUSTING	1	1	1		DK,DM,SA	
			90309-375-003	NUT, FLANGE, 12MM	4	4	4		CM	
			90753-283-000	OIL SEAL, 34X55X9	1	1	1		DK,DM,SA	
			91258-300-013	O-RING, 68X2.6	1	1	1		CM	
			92716-12055-0E	BOLT, STUD, 12X55	1	1	1		DK,DM,SA	
			94002-08000-0S	NUT, HEX., 8MM	4	4	4		CM	
			96140-63040-10	BEARING, RADIAL BALL, 6304U	1	1	1		DK,DM,SA	
					2	2	2		CM	
					2	2	2		DK,DM,SA	

1980.12.10

E

M2



# F-12-1

## Rear wheel

(CB750Kz-KA-CM,DK,DM,SA)  
(CB750Kb-CM)

## Roue arrière

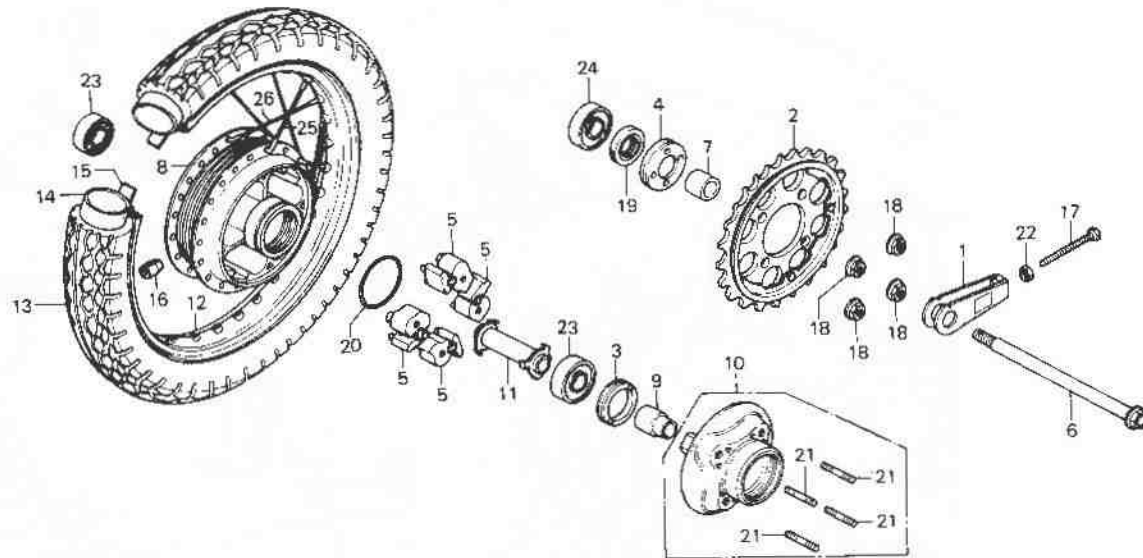
(CB750Kz-KA-CM,DK,DM,SA)  
(CB750Kb-CM)

## Hinterrad

(CB750Kz-KA-CM,DK,DM,SA)  
(CB750Kb-CM)

## Rueda trasera

(CB750Kz-KA-CM,DK,DM,SA)  
(CB750Kb-CM)



9425-35

Service item	F.R.T.	Ref. No.	Part No.	Description	Reqd. No.				Serial No.	Area code
					CB750	Kz	Lz	Ka		
		24	96140-63050-10	BEARING, RADIAL BALL, 6305U	1	1	1			CM
		25	97C07-69124-RO	SPOKE BS, 8X142 (OUTSIDE)	1	1				DK,DM,SA
			97C31-69094-RO	SPOKE BS, 8X127.0 (OUTSIDE)	20		20	20		CM
		26	97313-69125-RO	SPOKE BS, 8X142.5 (INSIDE)	20		20			DK,DM,SA
			97342-69095-RO	SPOKE BS, 8X127.5 (INSIDE)	20		20	20		CM

1980.12.10

E

M3



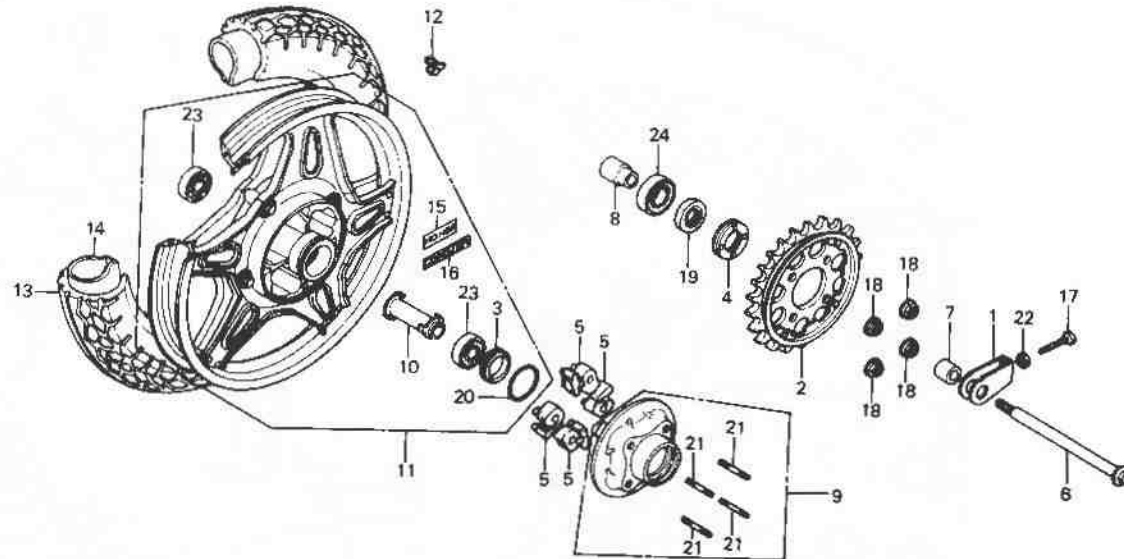
F-12-2

Rear wheel  
(CB750Lz)

Roue arrière  
(CB750Lz)

Hinterrad  
(CB750Lz)

Rueda trasera  
(CB750Lz)



B426-62

Service item	F.R.T.	Ref. No.	Part No.	Description	Reqd. No.				Serial No.	Area code
					Kz	Lz	Ka	Ka		
SPROCKET COMP., FINAL DRIVEN (38T)	0.5	1	40543-425-870	ADJUSTER, DRIVE CHAIN	1					
RETAINER, RR. WHEEL BEARING		2	41200-425-670	SPROCKET COMP., FINAL DRIVEN (38T)	1					
DAMPER, RR. WHEEL (ONE OR ALL)		3	41231-300-020	RETAINER, RR. WHEEL BEARING	1					
AXLE, RR. WHEEL	0.4	4	41231-422-000	RETAINER, RR. WHEEL BEARING	1					
FLANGE COMP., FINAL DRIVEN	0.7	5	41241-300-050	DAMPER, RR. WHEEL	4					
COLLAR, RR. AXLE DISTANCE	0.6	6	42301-425-870	AXLE, RR. WHEEL	1					
OIL SEAL, 34X55X9		7	42311-425-870	COLLAR, RR. WHEEL SIDE	1					
BOLT, STUD, 12X55 (ADD 0.1 FOR EACH.)		8	42605-393-000	SLEEVE, RR. AXLE	1					
BEARING, RADIAL BALL (ADD 0.1 FOR EACH.)		9	42610-425-870	FLANGE COMP., FINAL DRIVEN	1					
TUBE, TIRE	1.1	10	42620-300-010	COLLAR, RR. AXLE DISTANCE	1					
TIRE, RR.		11	42650-426-770	WHEEL COMP., RR.	1					
WEIGHT, BALANCE	0.9	12	42705-410-000	WEIGHT, BALANCE (20G)	N					
WHEEL COMP., RR.	1.2	13	42706-410-000	WEIGHT, BALANCE (30G)	N					
			42711-393-781	TIRE, RR. (4.50H17 BS)	1					
			42711-393-782	TIRE, RR. (4.50H17 DUNLDP)	1					

1980.12.10

E

M4



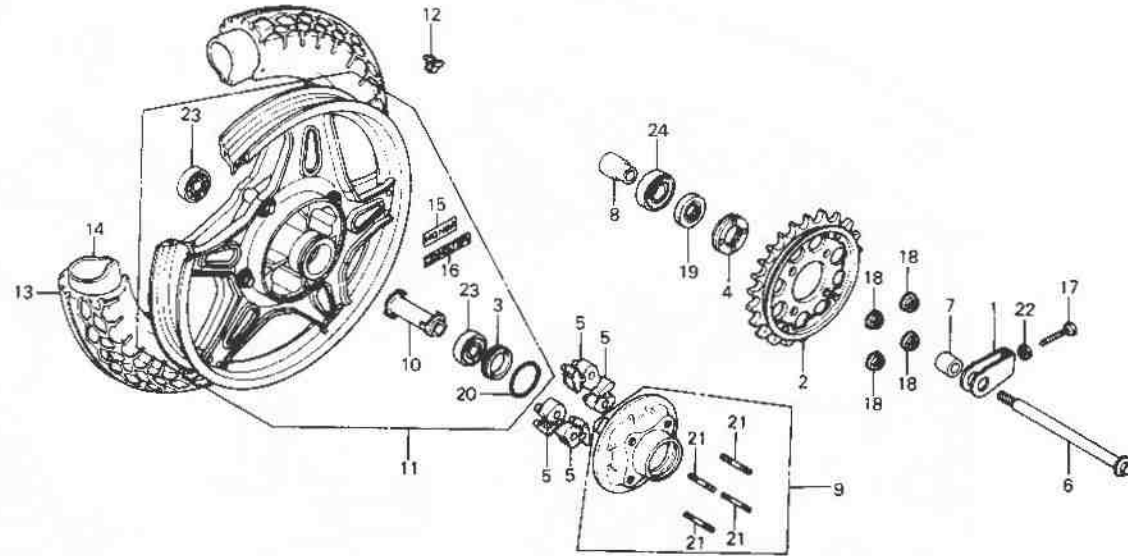
### F-12-2

Rear wheel  
(CB750Lz)

Roue arrière  
(CB750Lz)

Hinterrad  
(CB750Lz)

Rueda trasera  
(CB750Lz)



B426-62

Service item	F.R.T.	Ref. No.	Part No.	Description	Reqd. No.				Serial No.	Area code
					Kz	Lz	Ka	KH		
		14	42712-371-003	TUBE, TIRE (4.50-17 BS)		1				
			42712-371-004	TUBE, TIRE (4.50-17 DUNLOP)		1				
		15	87108-426-770	MARK, SPOKE PLATE (HONDA)		2				
		16	87109-426-770	MARK, SPOKE PLATE (COMSTAR)		2				
		17	90119-300-000	BOLT, CHAIN ADJUSTING		1				
		18	90309-375-003	NUT, FLANGE, 12MM		4				
		19	90753-283-000	OIL SEAL, 34X55X9		1				
		20	91258-300-013	O-RING, 68X2.6		1				
		21	92716-12055-0E	BOLT, STUD, 12X55		4				
		22	94002-08000-0S	NUT, HEX., 8MM		1				
		23	96140-63040-10	BEARING, RADIAL BALL, 6304J		2				
		24	96140-63050-10	BEARING, RADIAL BALL, 6305J		1				

1980.12.10

E

v5



# F-12-3

## Rear wheel

(CB750K<sub>B</sub>-DK,DM,E,ED,F,G,SA,U)

## Roue arrière

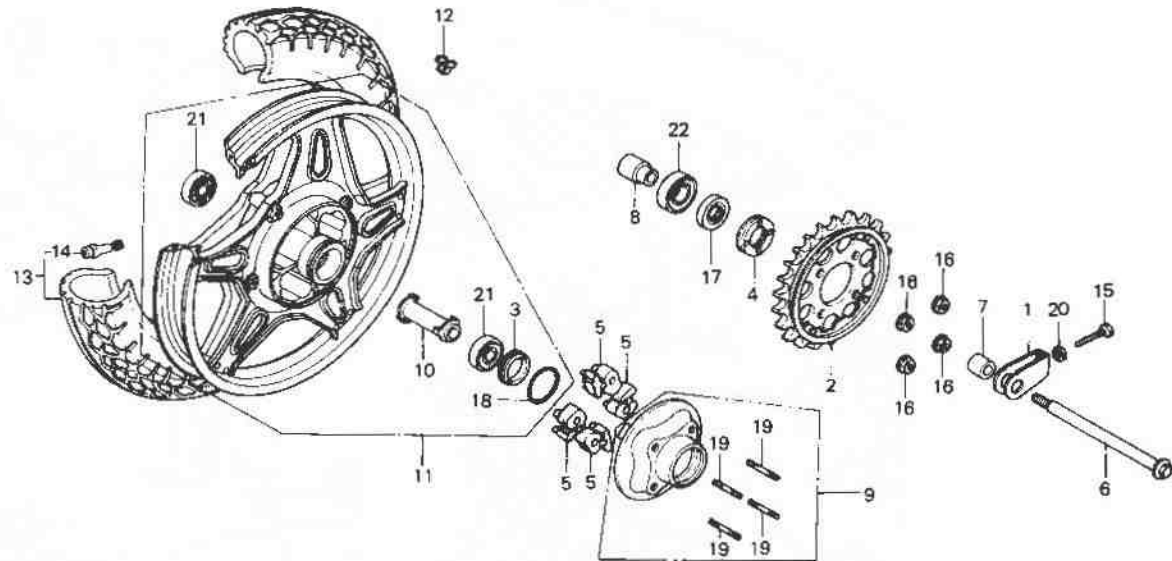
(CB750K<sub>B</sub>-DK,DM,E,ED,F,G,SA,U)

## Hinterrad

(CB750K<sub>B</sub>-DK,DM,E,ED,F,G,SA,U)

## Rueda trasera

(CB750K<sub>B</sub>-DK,DM,E,ED,F,G,SA,U)



B460-22

Service item	F.R.T.	Ref. No.	Part No.	Description	Reqd. No.				Serial No.	Area code
					CB750	Kz	L7	KA		
SPROCKET COMP., FINAL DRIVEN	0.5	1	40543-425-000	ADJUSTER, DRIVE CHAIN				1		DK,DM,E,ED,F,G,SA,U
RETAINER, RR. WHEEL BEARING		2	41200-425-641	SPROCKET COMP., FINAL DRIVEN (43T)				1		ED
DAMPER, RR. WHEEL (ONE OR ALL)			41200-425-770	SPROCKET COMP., FINAL DRIVEN (46T)				1		DK,DM,E,F,G,SA,U
AXLE, RR. WHEEL	0.4	3	41231-300-020	RETAINER, RR. WHEEL BEARING				1		DK,DM,E,ED,F,G,SA,U
FLANGE COMP., FINAL DRIVEN	0.7	4	41231-422-000	RETAINER, RR. WHEEL BEARING				1		DK,DM,E,ED,F,G,SA,U
WHEEL COMP., RR.	1.2	5	41241-300-050	DAMPER, RR. WHEEL				4		DK,DM,E,ED,F,G,SA,U
WEIGHT, BALANCE	0.9									
TIRE ASSY., RR.	1.1	6	42301-393-000	AXLE, RR. WHEEL				1		DK,DM,E,ED,F,G,SA,U
OIL SEAL, 34X55X9	0.6	7	42311-392-000	COLLAR, RR. WHEEL SIDE				1		DK,DM,E,ED,F,G,SA,U
BEARING, RADIAL BALL (ADD 0.1 FOR EACH.)		8	42605-393-000	SLEEVE, RR. AXLE				1		DK,DM,E,ED,F,G,SA,U
		9	42610-425-870	FLANGE COMP., FINAL DRIVEN				1		DK,DM,E,ED,F,G,SA,U
		10	42620-300-010	COLLAR, RR. AXLE DISTANCE				1		DK,DM,E,ED,F,G,SA,U
		11	42650-MA4-610	WHEEL COMP., RR.				1		DK,DM,E,ED,F,G,SA,U
		12	42705-410-000	WEIGHT, BALANCE (20G)				N		DK,DM,E,ED,F,G,SA,U
			42706-410-000	WEIGHT, BALANCE (30G)				N		DK,DM,E,ED,F,G,SA,U

1980.12.10

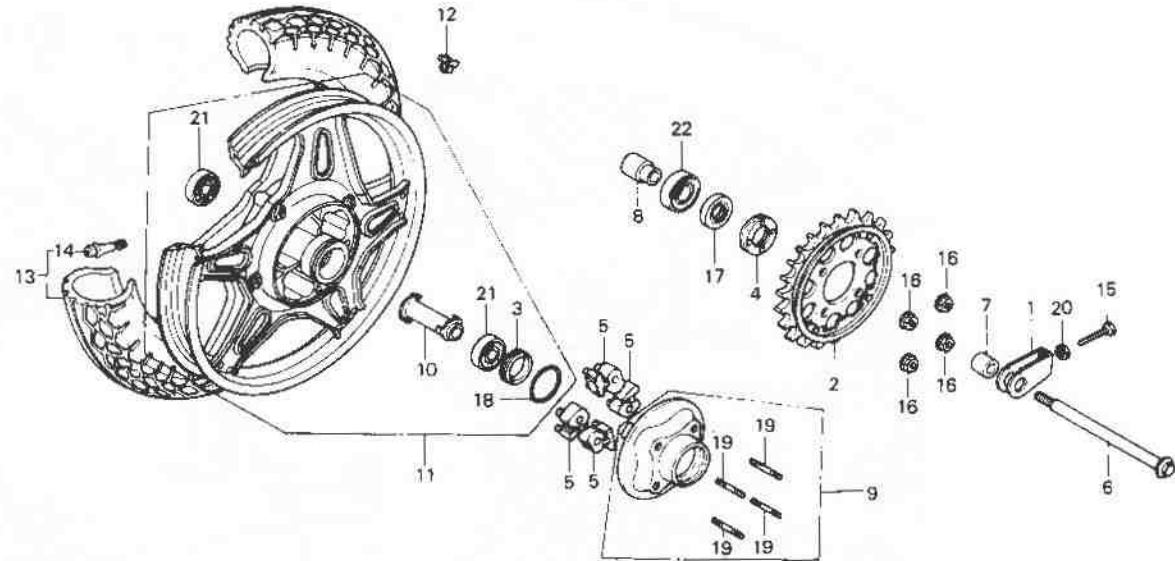
E

M6

**F-12-3**
**Rear wheel**  
 (CB750Kb-DK,DM,E,ED,F,G,SA,U)

**Roue arrière**  
 (CB750Kb-DK,DM,E,ED,F,G,SA,U)

**Hinterrad**  
 (CB750Kb-DK,DM,E,ED,F,G,SA,U)

**Rueda trasera**  
 (CB750Kb-DK,DM,E,ED,F,G,SA,U)


B460 22

Service item	F.R.T.	Ref. No.	Part No.	Description	Reqd. No.			Serial No.	Area code
					CB750	Kz	Lz		
		13	42710-425-003	TIRE ASSY., RR. (4.00H18-4PR BS)			1		DK,DM,E,ED,F,G,SA,U
			42710-425-004	TIRE ASSY., RR. (4.00H18-4PR DUNLOP)			1		DK,DM,E,ED,F,G,SA,U
		14	42753-425-003	VALVE, RIM (BS)			1		DK,DM,E,ED,F,G,SA,U
			42753-425-004	VALVE, RIM (DUNLOP)			1		DK,DM,E,ED,F,G,SA,U
		15	90119-300-000	BOLT, CHAIN ADJUSTING			1		DK,DM,E,ED,F,G,SA,U
		16	90309-375-003	NUT, FLANGE, 12MM			4		DK,DM,E,ED,F,G,SA,U
		17	90753-283-000	OIL SEAL, 34X53X9			1		DK,DM,E,ED,F,G,SA,U
		18	91258-300-013	O-RING, 68X2.6			1		DK,DM,E,ED,F,G,SA,U
		19	92716-12055-0E	BOLT, STUD, 12X55			4		DK,DM,E,ED,F,G,SA,U
		20	94002-08000-0S	NUT, HEX., 8MM			1		DK,DM,E,ED,F,G,SA,U
		21	96140-63040-10	BEARING, RADIAL BALL, 6304U			2		DK,DM,E,ED,F,G,SA,U
		22	96140-63050-10	BEARING, RADIAL BALL, 6305U			1		DK,DM,E,ED,F,G,SA,U

1980.12.10

E

M7



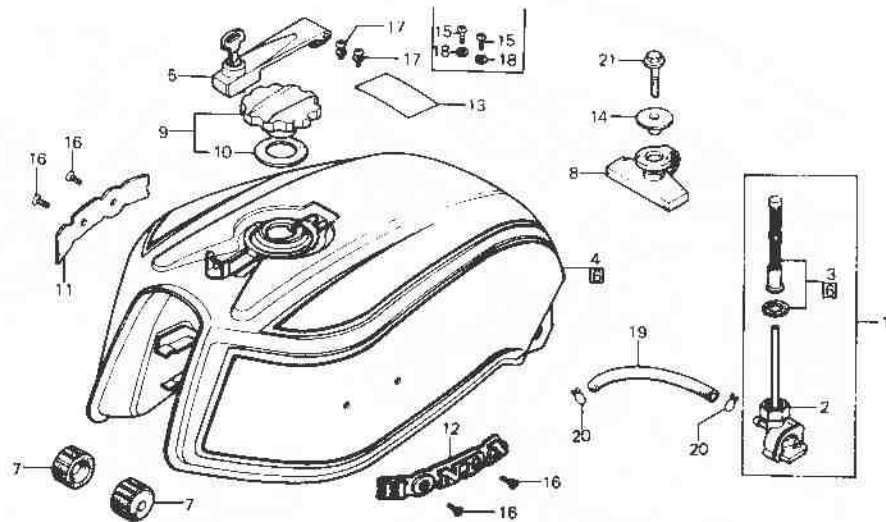
# F-13

Fuel tank

Réservoir d'essence

Benzintank

Tanque de combustible



B425 36A

Service item	F.R.T.	Ref. No.	Part No.	Description	Reqd. No.				Serial No.	Area code
					CB750	Kz	Lz	Ka		
COCK ASSY., FUEL	0.2	1	16950-425-005	COCK ASSY., FUEL	1					CM
INC. RELATIVE PART			16950-425-015	16950-425-015	1				2033308	DK,DM,E,ED,F,G,SA,U
TANK SUB ASSY., FUEL	0.4		16950-425-871	COCK ASSY., FUEL	1	1				
LID COMP., FUEL TANK	0.1		16950-425-015	COCK ASSY., FUEL	1			1	2033309	DK,DM,E,ED,F,G,SA,U
		2	16950-MA4-671	COCK ASSY., FUEL			1			
			16951-425-005	BODY COMP., COCK	1					CM
			16951-425-871	BODY COMP., COCK	1				2033308	DK,DM,E,ED,F,G,SA,U
			16951-425-015	BODY COMP., COCK	1	1			2033309	DK,DM,E,ED,F,G,SA,U
			16951-461-771	BODY COMP., FUEL COCK				1		
		3	16952-425-005	SCREEN SET, FUEL STRAINER	1	1	1			
			16952-MA4-671	SCREEN SET, FUEL STRAINER				1		
		4	17520-425-000ZA	TANK SUB ASSY., FUEL	1					CM,E,ED,F,G,U
				*R-104C-U*						
			17540-425-305ZA							

1980.12.10

E

M8



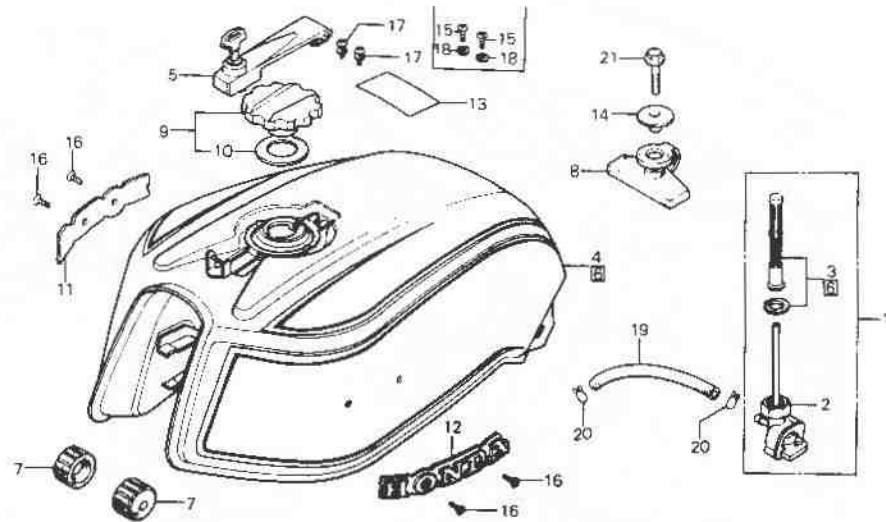
# F-13

Fuel tank

Réservoir d'essence

Benzintank

Tanque de combustible



← FWD

B24 36A

Service Item	F.R.T.	Ref. No.	Part No.	Description	Reqd. No.				Serial No.	Area code
					Kz	Lz	Ka	Ke		
			17520-425-0002B	TANK SUB ASSY., FUEL #YR-106C-U*	1					CM
			17540-425-3052B	TANK SUB ASSY., FUEL #PB-107C-U*	1					E, ED, F, G, U
			17520-425-0002C	TANK SUB ASSY., FUEL #NH-1*	1					CM, E, ED, F, G, U
			17540-425-3052C	TANK SUB ASSY., FUEL #R-104C-U*	1					
			17520-425-0002D	TANK SUB ASSY., FUEL #R-104C-U*	1					
			17540-425-3052D	TANK SUB ASSY., FUEL	1					
			17520-425-870ZA	LID COMP., FUEL TANK	1					
		5	17530-425-870	LID COMP., FUEL TANK	1					CM
			17530-443-611	LID COMP., FUEL TANK	1			2030329		DK, DM, E, ED, F, G, SA, U
			17530-443-612	LID COMP., FUEL TANK	1			2030330		DK, DM, E, ED, F, G, SA, U
			17530-422-007	LID COMP., FUEL TANK	1	1				CM, YA
					1	1				DK, DM, E, ED, F, G, SA, U
										DK, DM, E, ED, F, G, SA, U

1980.12.10

E

M9

**M 10**

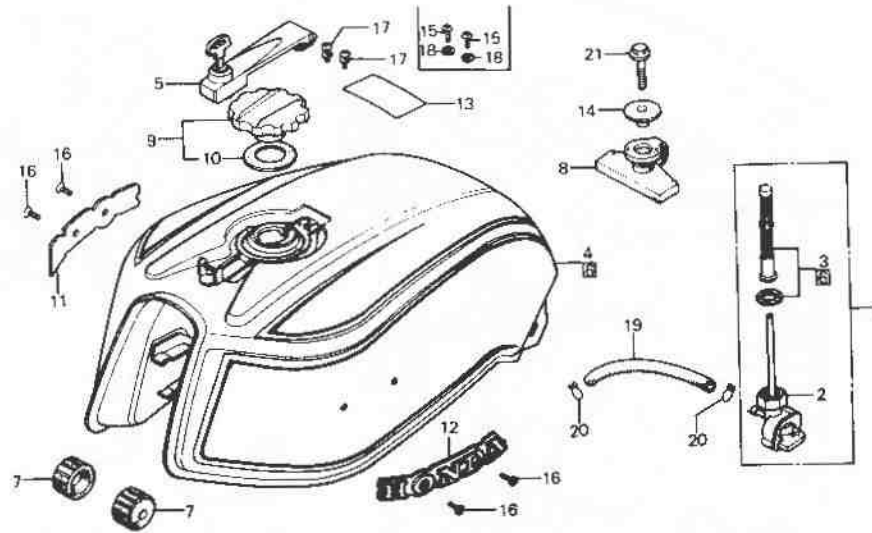
**F-13**

Fuel tank

Réservoir d'essence

Benzintank

Tanque de combustible



← FWD

B425-36A

Service item	F.R.T.	Ref. No.	Part No.	Description	Reed No.				Serial No.	Area code
					Kz	Lz	Ka	Ka		
		[6]	17540-425-305ZA	TANK SET, FUEL *R-104C-U*	1					
			17540-425-305ZB	TANK SET, FUEL *YR-106C-U*	1					CM
			17540-425-305ZC	TANK SET, FUEL *PB-107C-U*	1					DK,DM,E,ED,F,G,SA,U
			17540-425-305ZD	TANK SET, FUEL *NH-1*	1					
			17540-425-870ZA	TANK SET, FUEL *R-104C-U*		1				
			17540-425-315ZA	TANK SET, FUEL *R-104C-U*			1			DK,DM,E,ED,F,G,SA,U
			17540-425-315ZB	TANK SET, FUEL *PB-107C-U*			1			DK,DM,E,ED,F,G,SA,U
			17540-425-315ZC	TANK SET, FUEL *NH-1*			1			DK,DM,E,ED,F,G,SA,U
			17540-425-315ZD	TANK SET, FUEL *R-107C-U*			1			DK,DM,E,ED,F,G,SA,U
			17540-425-770ZA	TANK SET, FUEL *R-104C-U*			1			CM

1980.12.10

E

M10

M 11

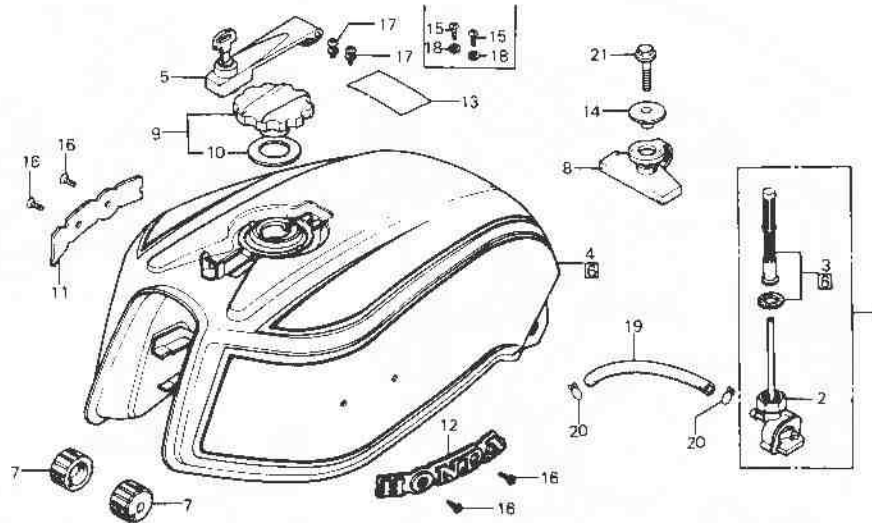
F-13

Fuel tank

Réservoir d'essence

Benzintank

Tanque de combustible



B425-36A

Service item	F.R.T.	Ref. No.	Part No.	Description	Reqd. No				Serial No.	Area code
					Kr	Lz	KA	Ke		
			17540-425-770ZB	TANK SET, FUEL *NH-1*				1		CM
			17540-425-830ZA	TANK SET, FUEL *NH-0*				1		YA
			175A1-MA4-610ZA	TANK SET, FUEL *7-107L-U*					1	DK,DM,E,ED,F,G,SA,U
			175A1-MA4-610ZB	TANK SET, FUEL *PB-107C-U*					1	DK,DM,E,ED,F,G,SA,U
			175A1-MA4-610ZC	TANK SET, FUEL *NH-1*					1	DK,DM,E,ED,F,G,SA,U
			17540-MA4-670ZA	TANK SET, FUEL *A-104C-U*					1	CM
			17540-MA4-670ZB	TANK SET, FUEL *B-100M-U*					1	CM
		7	17611-425-000	CUSHION, FUEL TANK FR.	2	2	2	2		
		8	17613-425-000	CUSHION, FUEL TANK RR.	1	1	1	1		
		9	17620-422-023	CAP COMP., FUEL FILLER	1	1				

1980.12.10

E

M11

**M 12**

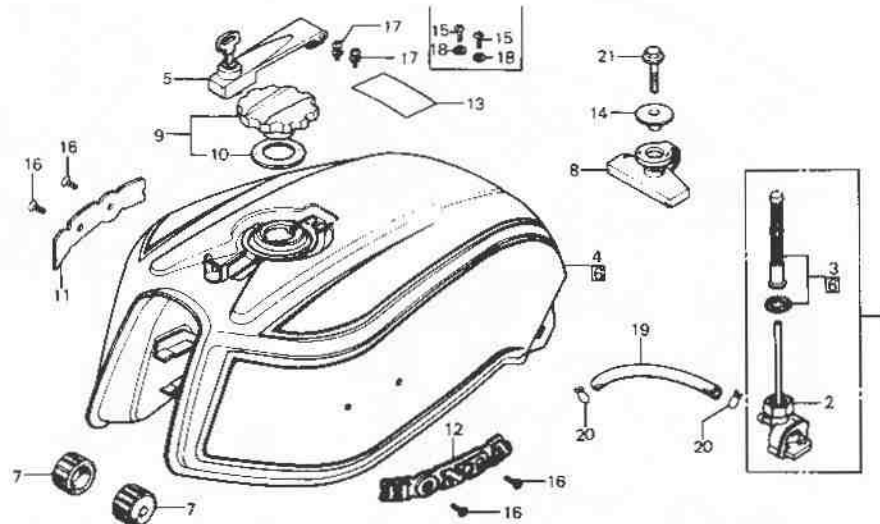
**F-13**

Fuel tank

Réservoir d'essence

Benzintank

Tanque de combustible



FWD

B425-36A

Service item	F.R.T.	Ref. No.	Part No.	Description	Reqd. No.				Serial No.	Area code
					CB750					
					Kz	Lz	Ka	Kb		
			17620-449-003	CAP COMP., FUEL FILLER			1	1		CM, YA
			17620-469-000	CAP COMP., FUEL FILLER			1	1		DK, DM, E, ED, F, G, SA, U
		10	17632-422-000	PACKING, FUEL FILLER CAP	1	1	1			DK, DM, E, ED, F, G, SA, U
			17632-469-000	PACKING, FUEL FILLER CAP				i		
		11	87121-425-000	EMBLEM, R, FUEL TANK	1	1	1	1		CM, YA
			87121-MA4-610	EMBLEM, R, FUEL TANK	1		1			DK, DM, E, ED, F, G, SA, U
		12	87122-425-000	EMBLEM, L, FUEL TANK	1	1	1	1		CM, YA
			87122-MA4-610	EMBLEM, L, FUEL TANK	1		1			DK, DM, E, ED, F, G, SA, U
		13	87560-181-760ZB	MARK, DRIVE CAUTION *NH-0*				i		DK, DM, E, ED, F, G, SA, U
			87560-375-680A	MARK, DRIVE CAUTION	1		1			CM, DK, DM, E, ED, G, SA, U
			87560-422-30C	MARK, DRIVE CAUTION				1		CM, DK, DM, E, ED, G, SA, U, YA

M 13

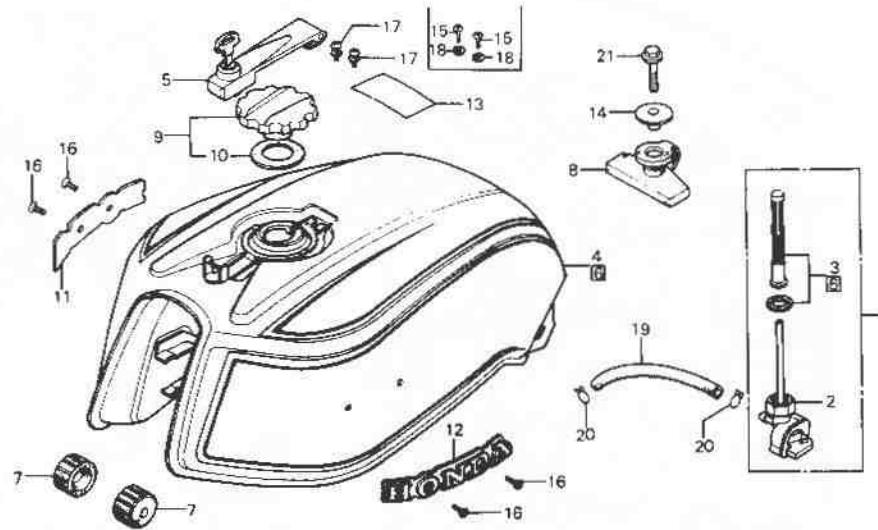
F-13

Fuel tank

Réservoir d'essence

Benzintank

Tanque de combustible



B425-36A

Service item	F.R.T.	Ref. No.	Part No.	Description	Reqd. No.				Serial No.	Area code
					K7	CB750 Lz	K8	K8		
			87560-425-620ZA	MARK, DRIVE CAUTION *NH-0* (FRENCH)	1		1			F
			87560-463-830ZB	MARK, DRIVE CAUTION *NH-0*						F
		14	90502-425-000	WASHER, 8MM	1	1	1	1		
		15	93500-04006-01	SCREW, PAN, 4X6			2			
		16	93700-04006-06	SCREW, OVAL, 4X6	4	4	4	4		
		17	93892-04006-00	SCREW-WASHER, 4X6	2		2	2		
		18	94111-04000	WASHER, SPRING, 4MM			2			
		19	95001-55125-40	TUBE, FUEL, 5.3X125	1					
			95001-55135-40	TUBE, FUEL, 5.3X135	1				2003672	CM, E, ED, F, G, U
					1				2033015	CM
					1				2033015	DK, DM, SA
					1				2033015	E, ED, F, G, J
			95001-55150-40	TUBE, FUEL, 5.3X150	1		1		2033016	DK, DM, E, ED, F, G, SA, U
		20	95002-02100	CLIP B10, TUBE	2	2	2			
		21	95700-08025-00	BDLT, FLANGE, 8X25	1	1	1	1		

1980.12.10

E

M13

**M 14**

**F-14**

**Seat**

(CB750Kz, KA-DK, DM, E, ED, F, G, SA, U, YA)  
(CB750Kb-DK, DM, E, ED, F, G, SA, U)

**Siege**

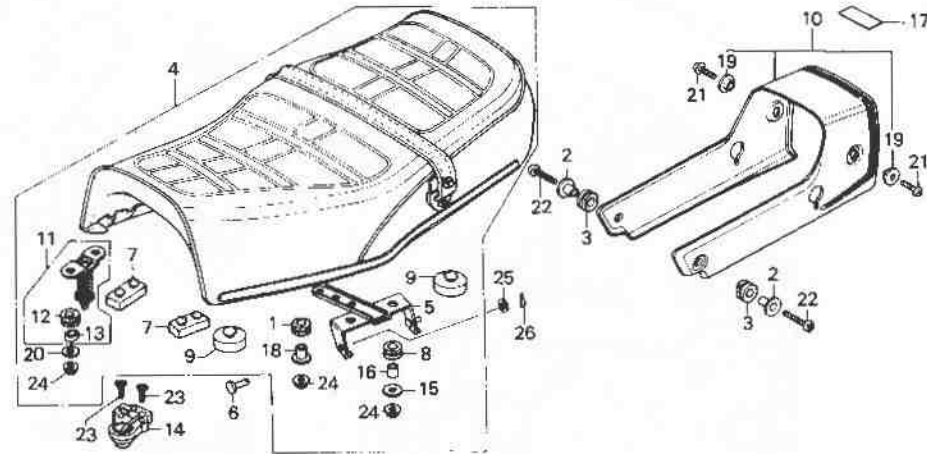
(CB750Kz, KA-DK, DM, E, ED, F, G, SA, U, YA)  
(CB750Kb-DK, DM, E, ED, F, G, SA, U)

**Sitz**

(CB750Kz, KA-DK, DM, E, ED, F, G, SA, U, YA)  
(CB750Kb-DK, DM, E, ED, F, G, SA, U)

**Asiento**

(CB750Kz, KA-DK, DM, E, ED, F, G, SA, U, YA)  
(CB750Kb-DK, DM, E, ED, F, G, SA, U)



B425-57A

Service item	F.R.T.	Ref. No.	Part No.	Description	Reqd. No.				Serial No.	Area code
					CB750	Kz	Lz	KA		
SEAT COMP., DOUBLE INC. RELATIVE PART COVER COMP., SEAT RR. LOCK ASSY., SEAT (HONDA LOCK)	0.1	1	17245-107-010	RUBBER, AIR CLEANER CASE MOUNTING	1					CM DK, DM, E, ED, F, G, SA, U, YA
		2	50324-425-010	COLLAR, 6.3X13	2	1	1			CM DK, DM, E, ED, F, G, SA, U, YA
		3	50329-425-000	RUBBER B, BATTERY BOX	2	2	2			CM DK, DM, E, ED, F, G, SA, U, YA
		4	77200-425-010	SEAT COMP., DOUBLE	2	2	2			CM DK, DM, SA E, ED, F, G, U, YA
			77200-425-610	SEAT COMP., DOUBLE	1	1				DK, DM, E, ED, F, G, SA, U
			77200-MA4-610	SEAT COMP., DOUBLE	1		1			CM
			77202-425-010	HINGE, SEAT	1	1	1			DK, DM, E, ED, F, G, SA, U, YA
			77203-425-000	PIN, SEAT HINGE	1					CM DK, DM, E, ED, F, G, SA, U, YA
	77204-312-000	RUBBER, SEAT SETTING	2	1	1			CM DK, DM, E, ED, F, G, SA, U, YA		
	77206-375-000	RUBBER A, SEAT SETTING	2	2	2			CM DK, DM, E, ED, F, G, SA, U, YA		

1980.12.10

E

M14

M 15

F-14

**Seat**

(CB750Kz, KA-DK, DM, E, ED, F, G, SA, U, YA)  
(CB750Kb-DK, DM, E, ED, F, G, SA, U)

**Siege**

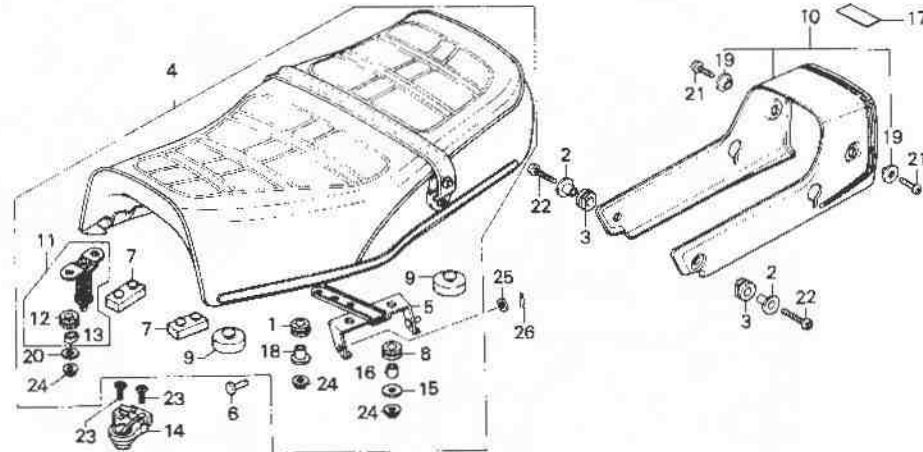
(CB750Kz, KA-DK, DM, E, ED, F, G, SA, U, YA)  
(CB750Kb-DK, DM, E, ED, F, G, SA, U)

**Sitz**

(CB750Kz, KA-DK, DM, E, ED, F, G, SA, U, YA)  
(CB750Kb-DK, DM, E, ED, F, G, SA, U)

**Asiento**

(CB750Kz, KA-DK, DM, E, ED, F, G, SA, U, YA)  
(CB750Kb-DK, DM, E, ED, F, G, SA, U)



B42, 57A

Service item	F.R.T.	Ref. No.	Part No.	Description	Reqd. No			Serial No.	Area code
					CB750	KA	Ka		
		9	77206-425-000	CUSHION, SEAT	2			CM	
		10	77215-425-000ZA	COVER COMP., SEAT RR. *R-104C-U*	1	2	2	DK, DM, E, ED, F, G, SA, U, YA	
			77215-425-000ZB	COVER COMP., SEAT RR. *YR-106C-U*	1	1		CM	
			77215-425-000ZC	COVER COMP., SEAT RR. *PB-107C-U*	1	1		DK, DM, E, ED, F, G, SA, U	
			77215-425-000ZD	COVER COMP., SEAT RR. *NH-1*	1			CM	
			77215-425-000ZE	COVER COMP., SEAT RR. *R-107C-U*	1	1		DK, DM, E, ED, F, G, SA, U	
			77215-425-970ZA	COVER COMP., SEAT RR. *NH-0*		1		YA	
			77215-MA4-610ZA	COVER COMP., SEAT RR. *R-107C-U*			1	DK, DM, E, ED, F, G, SA, U	
			77215-MA4-610ZB	COVER COMP., SEAT RR. *PB-107C-U*			1	DK, DM, E, ED, F, G, SA, U	
			77215-MA4-610ZC	COVER COMP., SEAT RR. *NH-1*			1	DK, DM, E, ED, F, G, SA, U	

1980.12.10

E

M15

**M 16**

**F-14**

**Seat**

(CB750Kz, KA-DK, DM, E, ED, F, G, SA, U, YA)  
(CB750Kb-DK, DM, E, ED, F, G, SA, U)

**Siege**

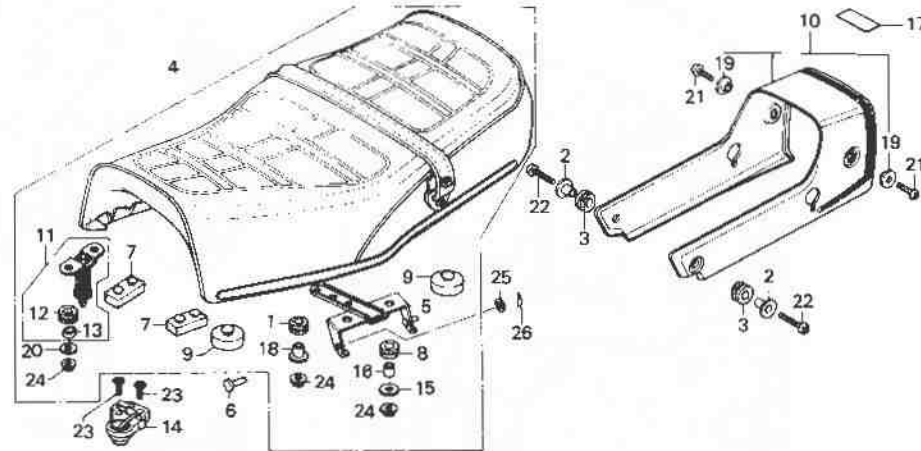
(CB750Kz, KA-DK, DM, E, ED, F, G, SA, U, YA)  
(CB750Kb-DK, DM, E, ED, F, G, SA, U)

**Sitz**

(CB750Kz, KA-DK, DM, E, ED, F, G, SA, U, YA)  
(CB750Kb-DK, DM, E, ED, F, G, SA, U)

**Asiento**

(CB750Kz, KA-DK, DM, E, ED, F, G, SA, U, YA)  
(CB750Kb-DK, DM, E, ED, F, G, SA, U)



B425-57A

Service Item	F.R.T.	Ref. No.	Part No.	Description	Read No. CB750				Serial No.	Area code
					Kz	Lz	KA	Kb		
		11	77220-340-011	BAR ASSY., SEAT LOCK	1					CM DK, DM, E, ED, F, G, SA, U, YA
		12	77228-340-001	RUBBER, SEAT LOCK BAR CUSHION	2		1	1		CM DK, DM, E, ED, F, G, SA, U, YA
		13	77229-340-001	COLLAR, SEAT LOCK BAR	2		2	2		CM DK, DM, E, ED, F, G, SA, U, YA
		14	77230-399-007	LOCK ASSY., SEAT (HONDA LOCK)	1		1	1		CM DK, DM, E, ED, F, G, SA, U, YA
		15	77302-124-000	WASHER, SEAT MOUNTING	2		2	2		CM DK, DM, E, ED, F, G, SA, U, YA
		16	84706-310-000	COLLAR, NUMBER PLATE BRACKET	2		2	2		CM DK, DM, E, ED, F, G, SA, U, YA
		17	87512-MA4-610	MARK, ACCESSORIES & LOADING CAUTION				1		G
			87512-MA4-660	MARK, ACCESSORIES & LOADING CAUTION				1		SA
			87512-MA4-670	MARK, ACCESSORIES & LOADING CAUTION				1		DK, DM, E, ED, U
			87512-MA4-720	MARK, ACCESSORIES & LOADING CAUTION (FRENCH)				1		F

1980.12.10

E

M16



# F-14

## Seat

(CB750Kz, KA-DK, DM, E, ED, F, G, SA, U, YA)  
(CB750Kb-DK, DM, E, ED, F, G, SA, U)

## Siege

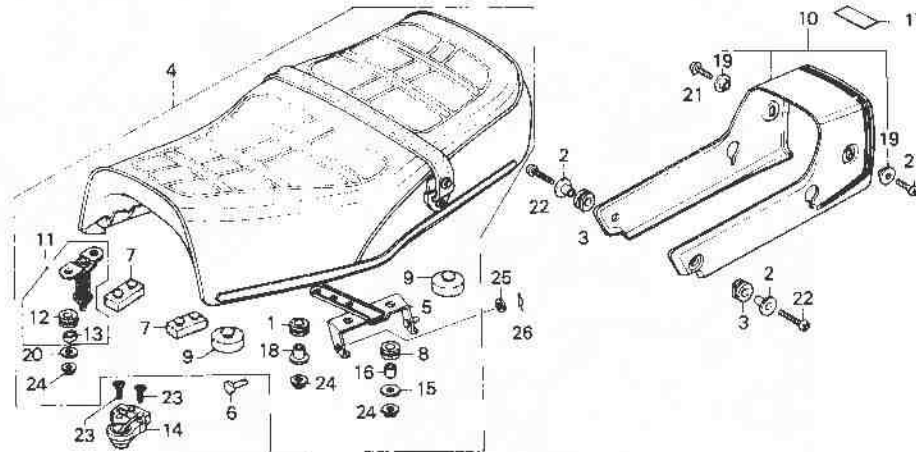
(CB750Kz, KA-DK, DM, E, ED, F, G, SA, U, YA)  
(CB750Kb-DK, DM, E, ED, F, G, SA, U)

## Sitz

(CB750Kz, KA-DK, DM, E, ED, F, G, SA, U, YA)  
(CB750Kb-DK, DM, E, ED, F, G, SA, U)

## Asiento

(CB750Kz, KA-DK, DM, E, ED, F, G, SA, U, YA)  
(CB750Kb-DK, DM, E, ED, F, G, SA, U)



B425-57A

Service item	F.R.T.	Ref. No.	Part No.	Description	Reqd. No			Serial No.	Area code
					Kz	Lz	Ka Kb		
		18	90501-425-000	COLLAR, 6,2X12	1			CM	
		19	90506-425-000	WASHER, RR. COVER	1	1	1	DK, DM, E, ED, F, G, SA, U, YA	
		20	90514-700-000	WASHER, TANK COLLAR LOCKING	2	2	2	CM	
		21	93500-06012-0G	SCREW, PAN, 6X12	2			DK, DM, E, ED, F, G, SA, U, YA	
		22	93500-06020-0G	SCREW, PAN, 6X20	2	2	2	CM	
		23	93600-06016-0G	SCREW, FLAT, 6X16	2	2	2	DK, DM, E, ED, F, G, SA, U, YA	
			93600-06012-0G	SCREW, FLAT, 6X12	2			CM	
		24	94050-06000	NUT, FLANGE, 6MM	5		2	DK, DM, E, ED, F, G, SA, U	
					5	5	5	CM	
		25	94101-06000	WASHER, PLAIN, 6MM	1			DK, DM, E, ED, F, G, SA, U, YA	
					1	1	1	CM	
							2114401	2114400 DK, DM, E, ED, F, G, SA, U DK, DM, E, ED, F, G, SA, U YA	

**N 2**

**F-14**

**Seat**

(CB750Kz, KA-DK, DM, E, ED, F, G, SA, U, YA)  
(CB750Kb-DK, DM, E, ED, F, G, SA, U)

**Siege**

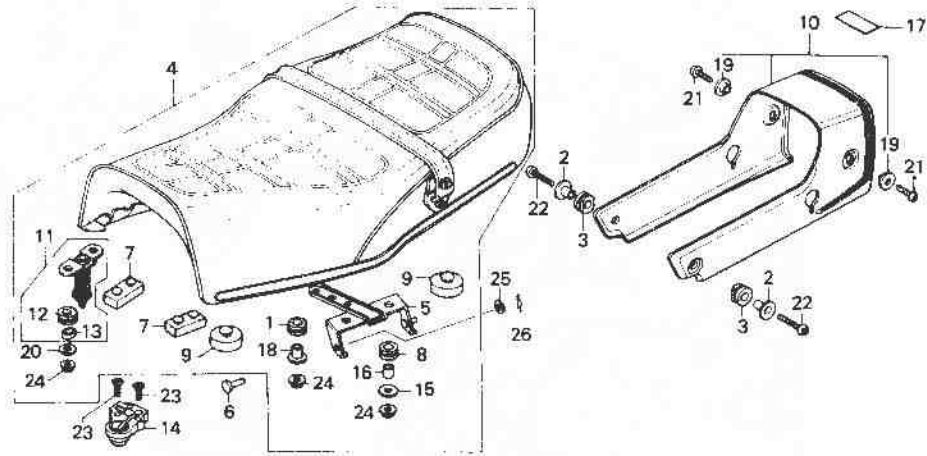
(CB750Kz, KA-DK, DM, E, ED, F, G, SA, U, YA)  
(CB750Kb-DK, DM, E, ED, F, G, SA, U)

**Sitz**

(CB750Kz, KA-DK, DM, E, ED, F, G, SA, U, YA)  
(CB750Kb-DK, DM, E, ED, F, G, SA, U)

**Asiento**

(CB750Kz, KA-DK, DM, E, ED, F, G, SA, U, YA)  
(CB750Kb-DK, DM, E, ED, F, G, SA, U)



B425-57A

Service item	F.R.T.	Ref. No.	Part No.	Description	Reqd. No.			Serial No.	Area code
					CB750 Kz Lz	KA	Kb		
		26	94251-06000	PIN, LOCK, 6MM	1				CM DK, DM, E, ED, F, G, SA, U, YA

1980.12.10

E

N2



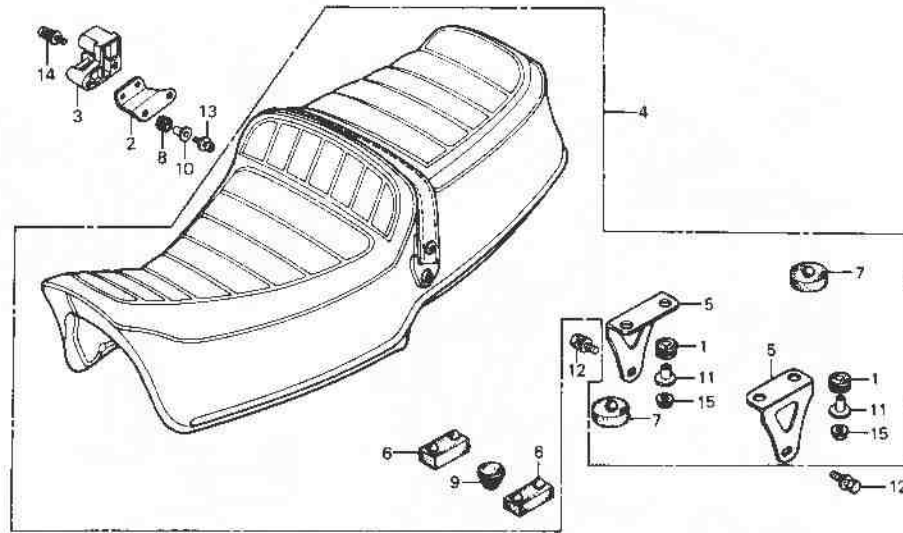
# F-14-1

**Seat**  
(CB750LZ-KA-KB-CM)

**Siege**  
(CB750LZ-KA-KB-CM)

**Sitz**  
(CB750LZ-KA-KB-CM)

**Asiento**  
(CB750LZ-KA-KB-CM)



3425 70

Service Item	F.R.T.	Ref. No.	Part No.	Description	Reqd. No.				Serial No.	Area code
					Kz.	Lz	KA	Ke		
HOLDER ASSY., HELMET SEAT COMP., DOUBLE INC. RELATIVE PART	0.1	1	17245-107-010	RUBBER, AIR CLEANER CASE MOUNTING	4	4	4		CM	
		2	50709-425-870	BRACKET, HELMET HOLDER SETTING	1	1	1		CM	
		3	50710-371-007	HOLDER ASSY., HELMET	1	1	1		CM	
		4	77200-425-870	SEAT COMP., DOUBLE	1				CM	
			77200-425-770	SEAT COMP., DOUBLE		1	1		CM	
		5	77202-425-870	PLATE, SEAT SETTING	2	2	2		CM	
		6	77205-286-000	RUBBER B, SEAT SETTING	2	2	2		CM	
		7	77206-425-000	CUSHION, SEAT	2	2	2		CM	
		8	80105-061-000	CUSHION A, RR. FENDER	2	2	2		CM	
		9	81329-567-020	GROMMET, DRAIN HOLE	1	1	1		CM	
		10	84706-163-670	COLLAR, TAILLIGHT MOUNTING	2	2	2		CM	
		11	90501-425-000	COLLAR, 6.2X12	4	4	4		CM	
		12	93481-08012-07	BOLT-WASHER, 8X12	2	2	2		CM	
		13	93891-06018-07	SCREW-WASHER, 6X18	2	2	2		CM	
		14	93893-06016-07	SCREW-WASHER, 6X16	2	2	2		CM	
15	94050-06000	NUT, FLANGE, 6MM	4	4	4		CM			

1980.12.10

E

N3

**N 4**

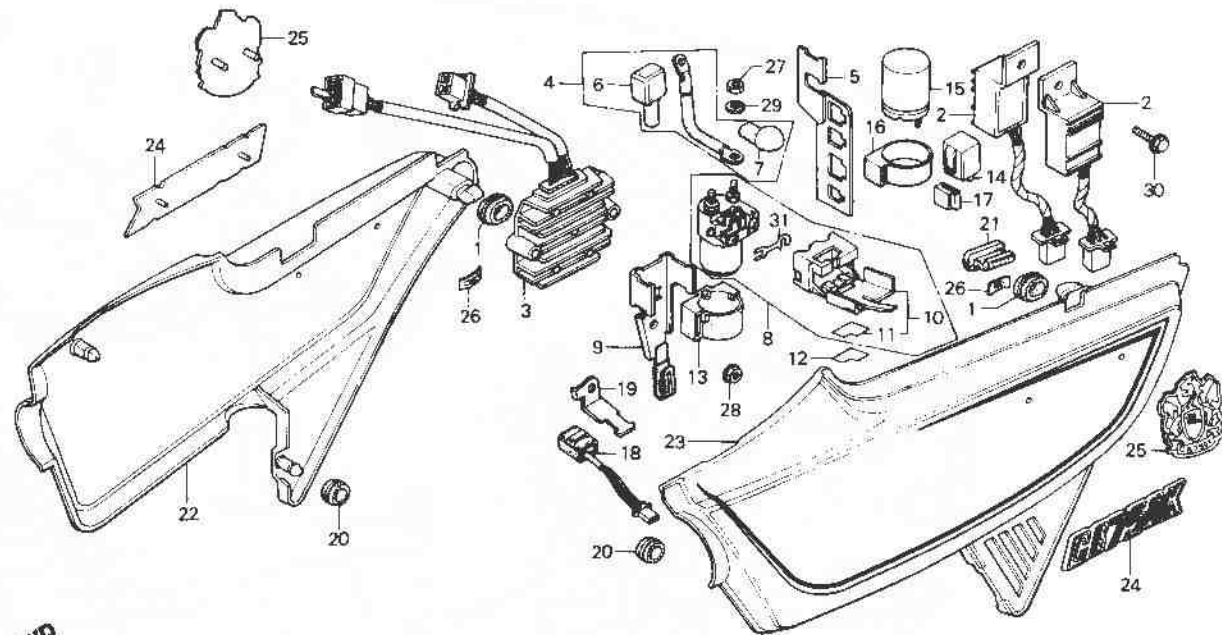
**F-15**

Side cover • Rectifier

Couvercle latéral • Rectificateur

Seitendeckel • Gleichrichter

Cubierta lateral • Rectificador



9425-70

Service item	F.R.T.	Ref. No.	Part No.	Description	Reqd. No.				Serial No.	Area code
					Kz	Lz	Ka	Kb		
SPARK UNIT (ONE OR ALL)	0.2	1	17247-303-000	GROMMET A, AIR CLEANER CASE	2	1	1	1		CM
CABLE, STARTER BATTERY		2	30400-425-154	SPARK UNIT	2		2	2	2033522	DK,DM,E,ED,F,G,SA,U,YA
HOLDER, COUPLER				30400-425-164		2				
SWITCH ASSY., STARTER MAGNETIC			30400-425-164	SPARK UNIT (OKI)			2		2102205	CM
STAY, STARTER MAGNETIC SWITCH							2		2033523	DK,DM,E,ED,F,G,SA,U
WARNING ASSY., STOP							2		2102206	CM
RELAY COMP., WINKER (ND)	0.1									DK,DM,E,ED,F,G,SA,U,YA
COVER COMP., SIDE										CM
RECTIFIER ASSY., REGULATE	0.3	3	30400-461-155	SPARK UNIT (NEC)				2		DK,DM,E,ED,F,G,SA,U
			31600-425-008	RECTIFIER ASSY., REGULATE	1	1	1			
			31600-461-771	RECTIFIER ASSY., REGULATE				1		
		4	32401-425-000	CABLE, STARTER BATTERY	1	1				
				32401-425-010			1			
				32401-425-010	CABLE, STARTER BATTERY			1	2117871	CM,DK,DM,E,ED,F,G,SA,U
							1			CM,DK,DM,E,ED,F,G,SA,U
							1			YA
		5	32412-425-000	HOLDER, COUPLER	1	1	1	1		

1980.12.10

E

N4

**N 5**

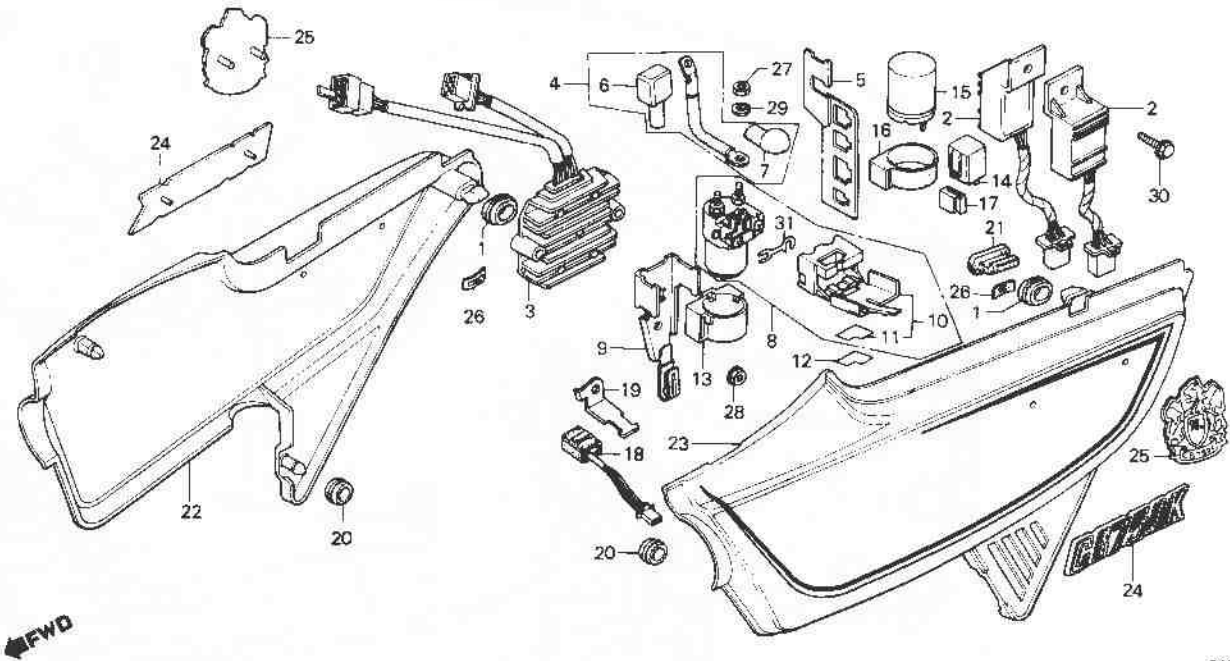
**F-15**

Side cover • Rectifier

Couvercle latéral • Rectificateur

Seitendeckel • Gleichrichter

Cubierta lateral • Rectificador



Service item	F.R.T.	Ref. No.	Part No.	Description	Reqd. No.				Serial No.	Area code
					Kz	Lz	KA	Ke		
		6	32414-425-000	COVER B, TERMINAL	1	1	1	1		
		7	32415-425-000	COVER A, MAGNETIC SWITCH	1	1	1	1		
		8	35850-425-007	SWITCH ASSY., STARTER MAGNETIC	1	1				
			35850-425-017	SWITCH ASSY., STARTER MAGNETIC			1		2117200	CM,DK,DM,E,ED,F,G,SA,U
							1		2117201	CM,DK,DM,E,ED,F,G,SA,U
							1			YA
		9	35851-425-010	STAY, STARTER MAGNETIC SWITCH	1	1	1	1		
		10	35852-425-007	COVER, FUSE	1	1				
			35852-425-017	COVER, FUSE			1		2117200	CM,DK,DM,E,ED,F,G,SA,U
							1		2117201	CM,DK,DM,E,ED,F,G,SA,U
							1			YA
							1			
		11	35853-425-300	LABEL, FUSE COVER	1	1	1	1		
		12	35853-425-720	LABEL, FUSE COVER (FRENCH)	1	1	1	1		CM

1980.12.10

E

N5

**N 6**

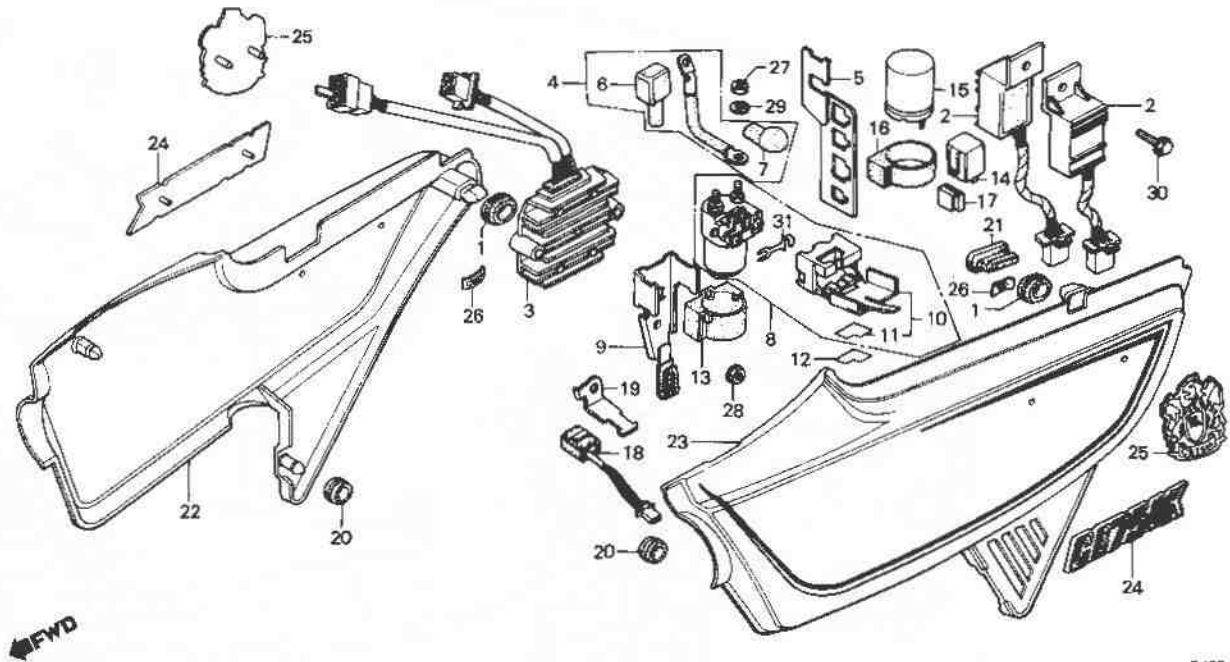
**F-15**

Side cover • Rectifier

Couvercle latéral • Rectificateur

Seitendeckel • Gleichrichter

Cubierta lateral • Rectificador



B425-38C

Service item	F.R.T.	Ref. No.	Part No.	Description	Reqd. No.				Serial No.	Area code
					Kz	Lz	KA	Kb		
		13	35856-425-000	RUBBER, MAGNETIC SHOCK	1	1	1	1		
		14	38301-404-611	RELAY COMP., WINKER (ND)	1		1	1		G
		15	38301-404-612	RELAY COMP., WINKER (MITSUBA)	1		1	1		G
			38301-415-004	RELAY COMP., WINKER (MITSUBA)	1	1	1	1		CM, DK, DM, E, ED, F, SA, U, YA
			38301-415-671	RELAY COMP., WINKER (ND)	1		1	1		CM
		16	38306-292-000	SUSPENSION, WINKER RELAY	1					CM
			38306-438-000	SUSPENSION, WINKER RELAY	1	1	1	1		DK, DM, E, ED, F, G, SA, U, YA
		17	38306-405-612	SUSPENSION, WINKER RELAY (ND)	1		1	1		CM
		18	38370-426-771	WARNING ASSY., STOP			1			G
		19	38571-425-870	STAY, STOP WARNING			1			
		20	83551-300-000	GROMMET, AIR CLEANER CASE	4	4	4	4		

1980.12.10

E

N6

**N 7**

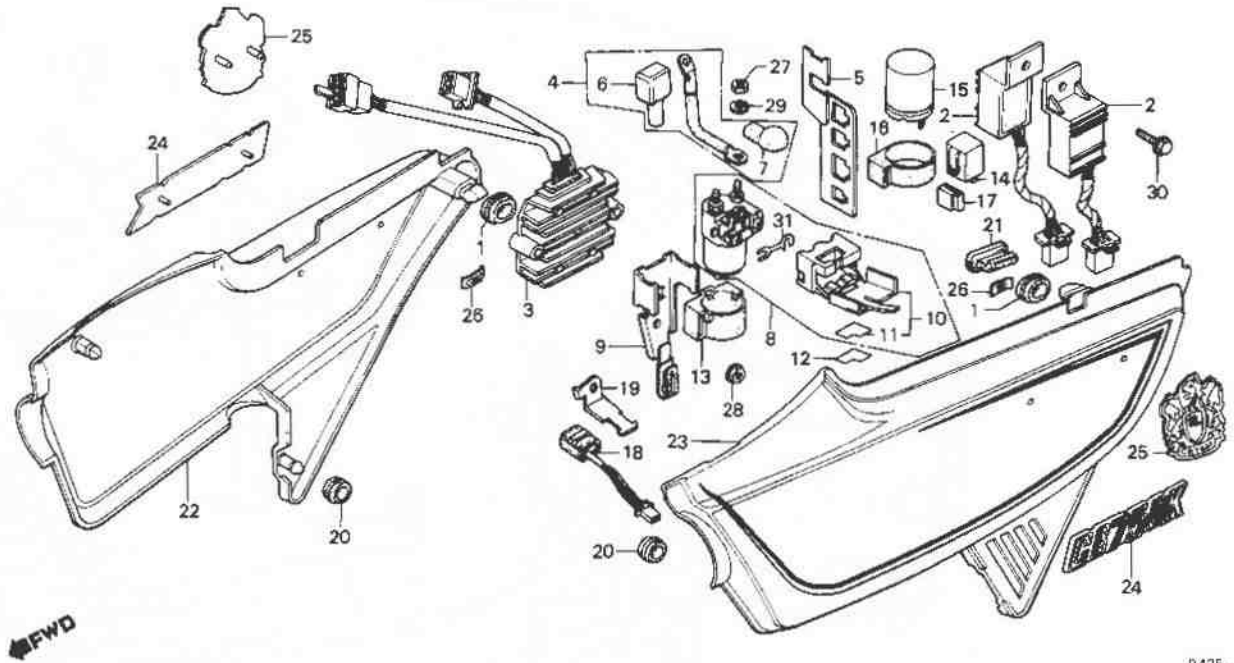
**F-15**

Side cover • Rectifier

Couvercle latéral • Rectificateur

Seitendeckel • Gleichrichter

Cubierta lateral • Rectificador



B425-38C

Service Item	F.R.T.	Ref. No.	Part No.	Description	Reqd. No.				Serial No.	Area code
					Kz	Lz	Ka	Kb		
		21	83601-425-870	COVER, SIDE COVER HOOK				1		
		22	83610-425-0002A	COVER COMP., R. SIDE	1					CM
				*R-104C-U*	1		1			DK,DM,E,ED,F,G,SA,U
			83610-425-0002B	COVER COMP., R. SIDE	1					CM
				*YR-106C-U*						
			83610-425-0002C	COVER COMP., R. SIDE	1		1			DK,DM,E,ED,F,G,SA,U
				*PB-107C-U*						
			83610-425-0002D	COVER COMP., R. SIDE	1					CM
				*NH-1*	1		1			DK,DM,E,ED,F,G,SA,U
			83610-425-0002E	COVER COMP., R. SIDE			1			DK,DM,E,ED,F,G,SA,U
				*R-107C-U*						
			83610-425-870ZA	COVER COMP., R. SIDE			1		3007980	
				*R-104C-U*						
			83610-425-871ZA	COVER COMP., R. SIDE			1		3007981	
				*R-104C-U*						
			83610-425-840ZA	COVER COMP., R. SIDE				1		YA
				*NH-0*						
			83610-425-770ZA	COVER COMP., R. SIDE				1		CM
				*R-104C-U*						

1980.12.10

E

N7

**N 8**

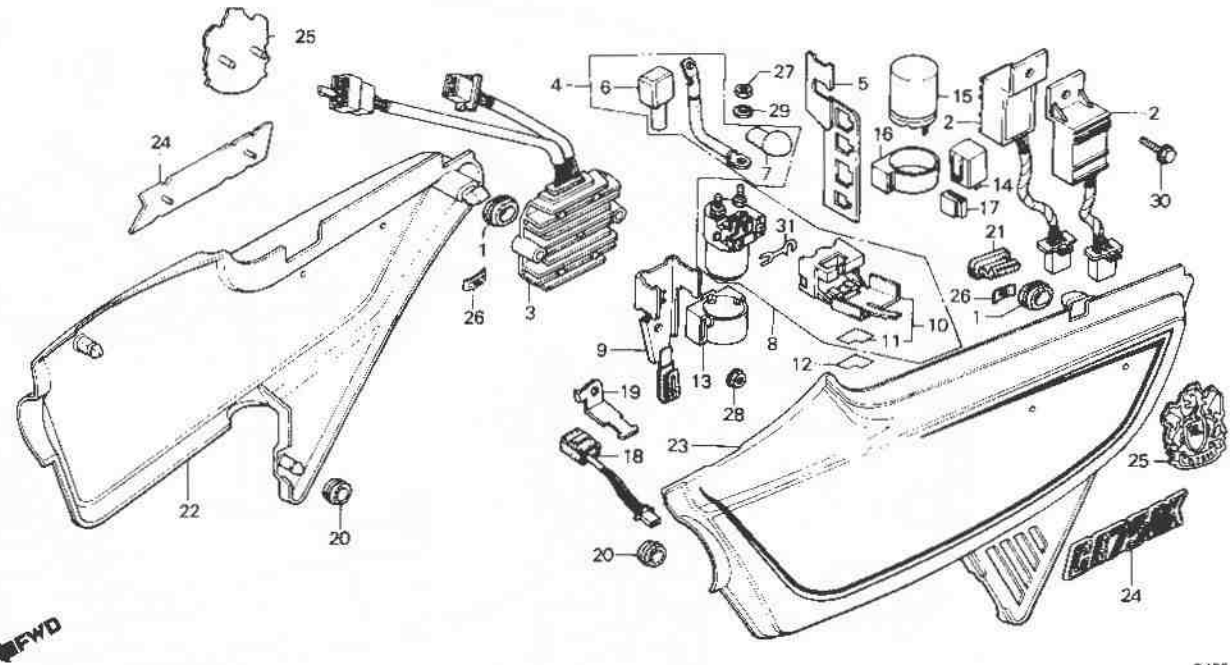
**F-15**

Side cover • Rectifier

Couvercle latéral • Rectificateur

Seitendeckel • Gleichrichter

Cubierta lateral • Rectificador



8425-38C

Service item	F.R.T.	Ref. No.	Part No.	Description	Reqd. No.				Serial No.	Area code
					CB750	Kz	Lz	Ka		
			83610-425-7702B	COVER COMP., R. SIDE *NH-1*				1		CM
			83610-MA4-6102A	COVER COMP., R.SIDE *R-107C-U*				1		DK,DM,E,ED,F,G,SA,U
			83610-MA4-6102B	COVER COMP., R.SIDE *PB-107C-U*				1		DK,DM,E,ED,F,G,SA,U
			83610-MA4-6102C	COVER COMP., R.SIDE *NH-1*				1		DK,DM,E,ED,F,G,SA,U
			83610-MA4-6702A	COVER COMP., R. SIDE *R-104C-U*				1		CM
			83610-MA4-6702B	COVER COMP., R. SIDE *B-100M-U*				1		CM
		23	83710-425-0002A	COVER COMP., L. SIDE *R-104C-U*	1			1		CM
			83710-425-0002B	COVER COMP., L. SIDE *YR-106C-U*	1	1		1		DK,DM,E,ED,F,G,SA,U
			83710-425-0002C	COVER COMP., L. SIDE *PB-107C-U*	1	1		1		DK,DM,E,ED,F,G,SA,U
			83710-425-0002D	COVER COMP., L. SIDE *NH-1*	1	1		1		CM
					1			1		DK,DM,E,ED,F,G,SA,U

1980.12.10

E

N8

**N 9**

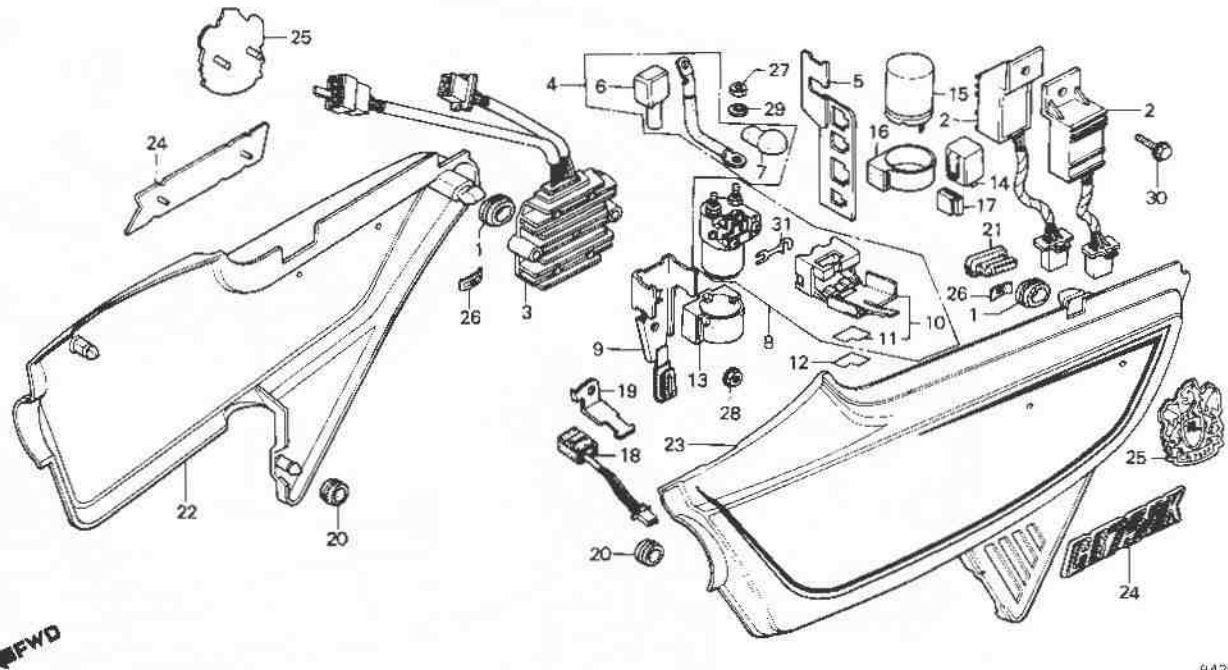
**F-15**

Side cover • Rectifier

Couvercle latéral • Rectificateur

Seitendeckel • Gleichrichter

Cubierta lateral • Rectificador



B425-38C

Service item	F.R.T.	Ref. No.	Part No.	Description	Reqd. No.				Serial No.	Area code
					CB750	Kz	Lz	Ka		
			83710-425-0002E	COVER COMP., L. SIDE				1		DK,DM,E,ED,F,G,SA,U
			83710-425-8702A	COVER COMP., L. SIDE				1		
				*R-107C-U*						
			83710-425-8402A	COVER COMP., L. SIDE				1		YA
				*NH-0*						CM
			83710-425-7702A	COVER COMP., L. SIDE				1		
				*R-104C-U*						CM
			83710-425-7702B	COVER COMP., L. SIDE				1		
				*NH-1*						DK,DM,E,ED,F,G,SA,U
			83710-MA4-6102A	COVER COMP., L. SIDE				1		DK,DM,E,ED,F,G,SA,U
				*R-107C-U*						DK,DM,E,ED,F,G,SA,U
			83710-MA4-6102B	COVER COMP., L. SIDE				1		
				*PB-107C-U*						DK,DM,E,ED,F,G,SA,U
			83710-MA4-6102C	COVER COMP., L. SIDE				1		
				*NH-1*						CM
			83710-MA4-6702A	COVER COMP., L. SIDE				1		
				*R-104C-U*						CM
			83710-MA4-6702B	COVER COMP., L. SIDE				1		
				*R-104C-U*						CM
			24 87127-425-670	EMBLEM, SIDE COVER				2	2	2
				*B-100M-U*						

1980.12.10

E

N9

**N 10**

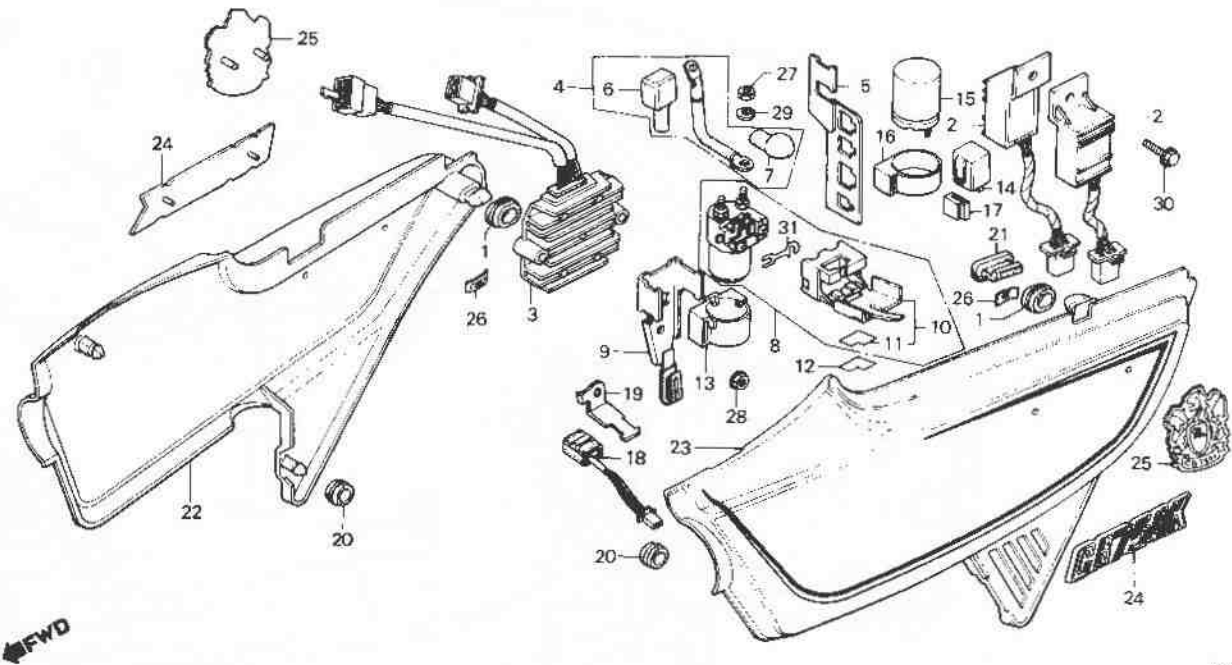
**F-15**

Side cover • Rectifier

Couvercle latéral • Rectificateur

Seitendeckel • Gleichrichter

Cubierta lateral • Rectificador



R42/ 38C

Service item	F.R.T.	Ref. No.	Part No.	Description	Reqd. No.				Serial No.	Area code
					CB750	Kz	Lz	Ka		
		25	87128-425-870	EMBLEM, SIDE COVER	2					
		26	90315-504-000	NUT, SPEED, 3MM	4	4	4	4		
		27	94002-06000	NUT, HEX., 6MM				2	2	CM
			94002-06080	NUT, HEX., 6MM	2	2				CM
		28	94050-06000	NUT, FLANGE, 6MM	2	2	2	2		DK, DM, E, ED, F, G, SA, U, YA
		29	94111-06800	WASHER, SPRING, 6MM	2	2	2	2		
		30	95700-06012-00	BOLT, FLANGE, 6X12	1	1	1	1		
		31	98200-53000	FUSE F (30A)	2	2	2	2		

1980.12.10

E

N10

**N 11**

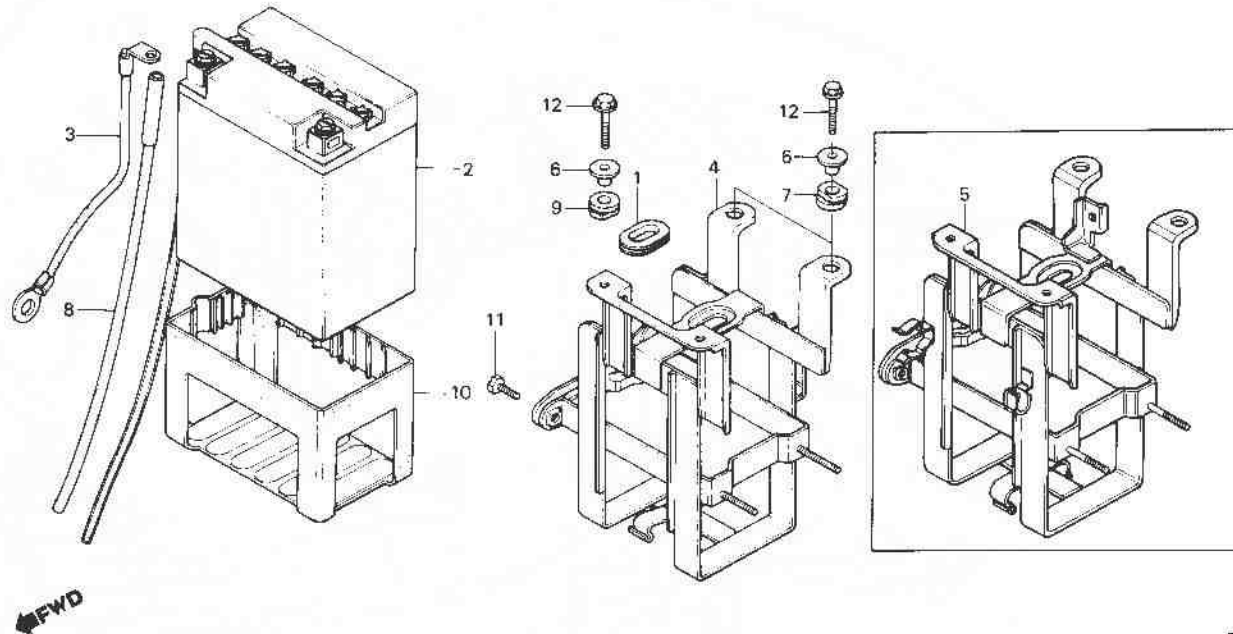
**F-16**

**Battery**

**Batterie**

**Batterie**

**Bateria**



B425-64A

Service item	F.R.T.	Ref. No.	Part No.	Description	Reqd. No				Serial No.	Area code
					Kz	Lz	Ka	Kb		
BATTERY ASSY. (12V14A YUASA)	0.2	1	17247-303-000	GROMMET A, AIR CLEANER CASE	1	1	1	1		
CABLE, BATTERY EARTH	0.4	2	31500-425-601	BATTERY ASSY. (12V14A YUASA)	1	1	1			
BOX COMP., BATTERY		3	31500-461-780	BATTERY (12V14)				1		
		4	50320-425-670	BOX COMP., BATTERY	1	1	1	1		
		5	50320-425-870	BDX COMP., BATTERY	1		1		CM	
			50320-MA4-670	BDX COMP., BATTERY		1	1		DK, DM, E, ED, F, G, SA, U, YA	
								1	CM	
		6	50324-425-010	COLLAR, 6.3X13	4	4	4	4		
		7	50328-425-000	RUBBER A, BATTERY BOX	2	2	2	2		
		8	50328-461-770	TUBE, BATTERY				1		
		9	50329-425-000	RUBBER B, BATTERY BOX	2	2	2	2		
		10	50334-425-000	CUSHION, BATTERY	1	1	1			
			50334-461-770	CUSHION, BATTERY				1		
		11	92300-06012	BOLT, SLOTTED, 6X12	1	1	1	1		

1980.12.10

E

N11

**N 12**

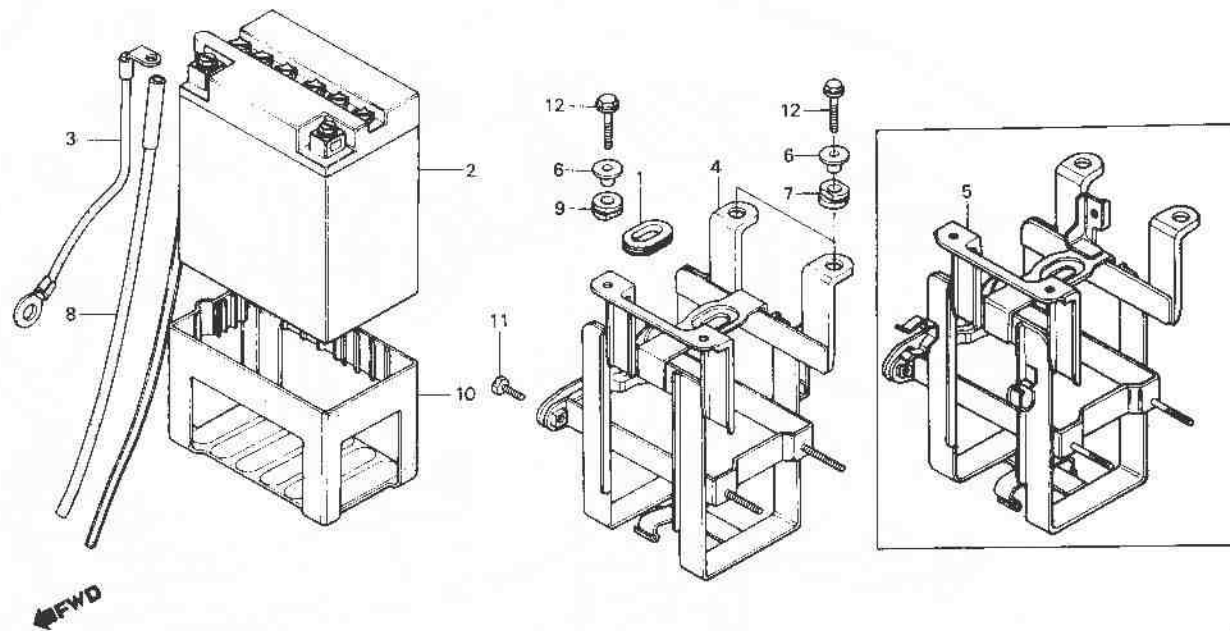
**F-16**

**Battery**

**Batterie**

**Batterie**

**Bateria**



B425-64A

Service item	F.R.T.	Ref. No.	Part No.	Description	Reqd. No. CB750 Kz Lz KA Kb	Serial No.	Area code
		12	95700-06025-00	BDLT, FLANGE, 6X25	4 4 4 4		

1980.12.10

E

N12

**N 13**

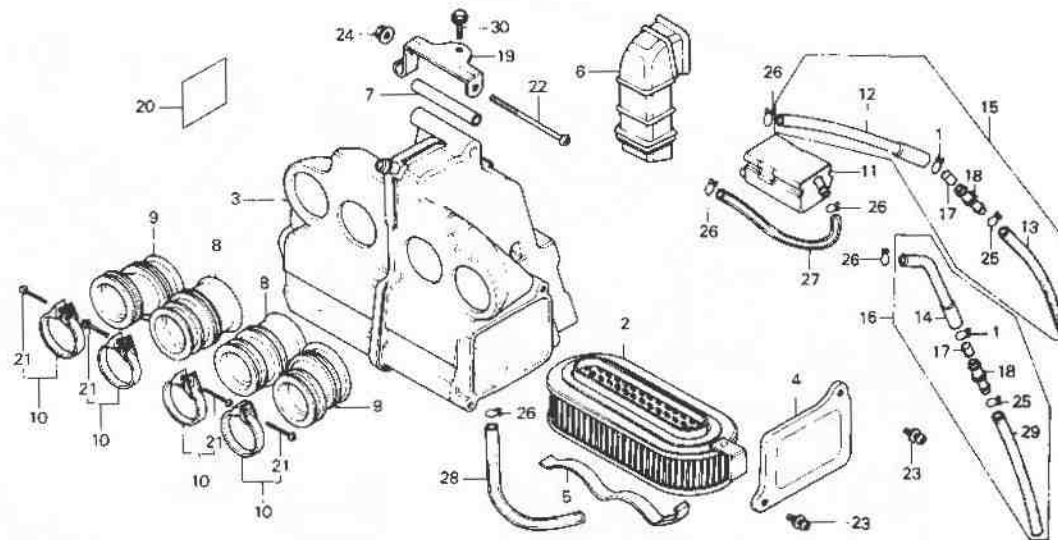
**F-17**

**Air cleaner**

**Filtre à air**

**Luftfilter**

**Limpiador de aire**



B426 40

Service item	F.R.T.	Ref. No.	Part No.	Description	Reqd. No				Serial No.	Area code
					K7	Lz	KA	KB		
ELEMENT, AIR CLEANER	0.1	1	15772-292-010	CLIP, BREATHER TUBE	1	1	1	1		
TANK, STORAGE		2	17211-425-000	ELEMENT, AIR CLEANER	1	1	1	1		
INC, RELATIVE PART		3	17213-425-000	CASE COMP., AIR CLEANER	1	1				
DUCT, AIR CLEANER IN.	0.3							1	2111048	CM,DK,E,ED,U
TUBE AIR CLEANER CONNECTING	0.6		17213-425-010	CASE COMP., AIR CLEANER				1	2111049	CM,DK,E,ED,U
(ADD 0.1 FOR EACH.)								1		DM,F,G,SA,YA
CASE COMP., AIR CLEANER	0.9		17213-425-020	CASE COMP., AIR CLEANER				1		
		4	17222-425-000	CAP, AIR CLEANER	1	1	1	1		
		5	17223-425-000	SPRING, ELEMENT SETTING	1	1	1	1		
		6	17240-425-670	DUCT, AIR CLEANER IN.	1	1	1	1		
		7	17248-425-000	COLLAR, AIR CLEANER	1	1				
								1	2111048	CM,DK,E,ED,U
		8	17253-425-000	TUBE A, AIR CLEANER CONNECTING	2	2	2	2		
		9	17254-425-000	TUBE B, AIR CLEANER CONNECTING	2	2	2	2		
		10	17256-425-010	BAND ASSY., AIR CLEANER CONNECTING TUBE	4	4	4	4		

1980.12.10

E

N13

**N 14**

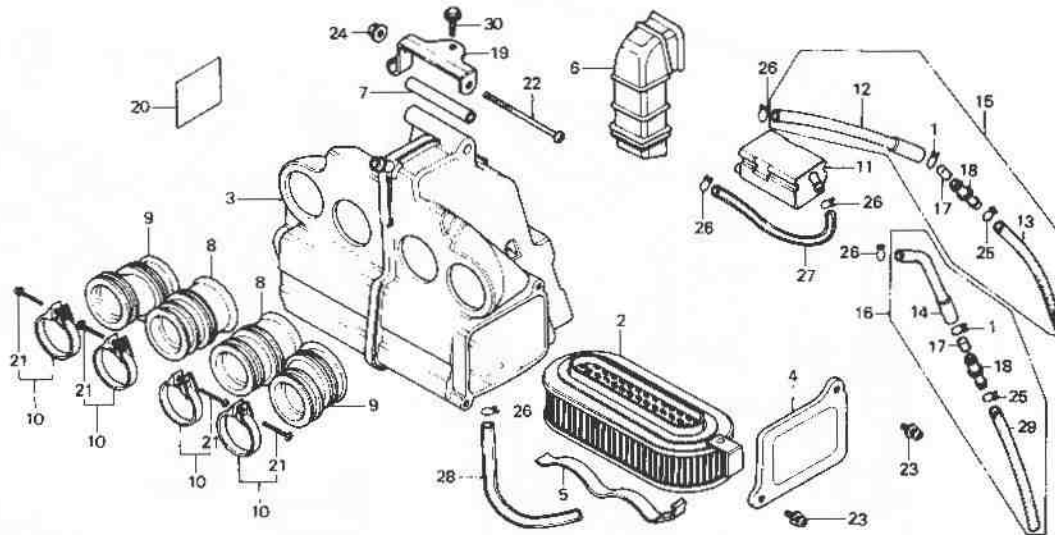
**F-17**

Air cleaner

Filtre à air

Luftfilter

Limpiador de aire



B425-40

Service item	F.R.T.	Ref. No.	Part No.	Description	Reqd. No.				Serial No.	Area code
					Kz	Lz	Ka	Kb		
		11	17300-425-000	TANK, STORAGE	1	1	1	1		CM
		12	17336-413-300	TUBE	1				2018284	E,ED,F,G,U
			17356-425-610	TUBE A, DRAIN	1		1	1		DK,DM,SA,YA
					1				2018285	E,ED,F,G,U
					1					E,ED,F,G,U
		13	17336-425-610	TUBE, DRAIN	1		1	1		DK,DM,E,ED,F,G,SA,U,YA
		14	17356-425-720	TUBE, DRAIN	1	1	1	1		CM
		15	17358-425-611	TUBE ASSY., DRAIN	1		1	1		DK,DM,E,ED,F,G,SA,U,YA
		16	17358-425-720	TUBE ASSY., DRAIN	1	1	1	1		CM
		17	17367-413-690	FILTER, DRAIN TUBE	1	1	1	1		
		18	17373-425-610	JOINT, DRAIN TUBE	1	1	1	1		
		19	17375-425-000	STAY, AIR CLEANER HANGER	1	1	1	1		
		20	87506-425-611	MARK, BATTERY CAUTION	1		1			DK,DM,E,ED,G,SA,U,YA
			87506-425-621	MARK, BATTERY CAUTION (FRENCH)	1	1	1			CM,F
			87506-425-671	MARK, BATTERY CAUTION	1		1			CM

1980.12.10

E

N14

N 15

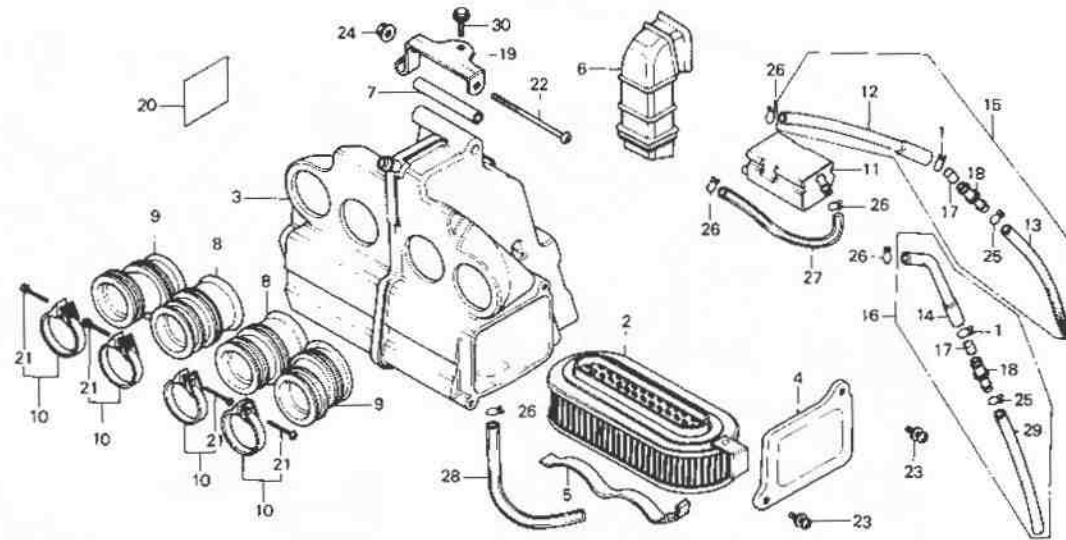
F-17

Air cleaner

Filtre à air

Luftfilter

Limpiador de aire



← FWD

9425 40

Service Item	F.R.T.	Ref. No.	Part No.	Description	Read. No. CB750				Serial No.	Area code
					Kz	Lz	Ka	Kb		
			87506-425-770	MARK, BATTERY CAUTION				1		CM
			87506-MA5-610	MARK, BATTERY CAUTION				1		DK, DM, E, ED, G, SA, U
			87506-MA5-720	MARK, BATTERY CAUTION (FRANCE)				1		F
		21	93500-05025-06	SCREW, PAN, 5X25	4	4	4	4		
		22	93500-06070	SCREW, PAN, 6X70	1	1	1	1		
		23	93891-05016-07	SCREW-WASHER, 5X16	2	2	2	2		
		24	94050-06000	NUT, FLANGE, 6MM	1	1	1	1		
		25	95002-02130	CLIP B12,5, TUBE	1	1	1	1		
		26	95002-80000	CLIP C12, TUBE	4	4	4	4		CM
		27	95003-23023-10	TUBE, VINYL, 8X12X230	2		2	2		DK, DM, E, ED, F, G, SA, U, YA
		28	95003-23036-10	TUBE, VINYL, 8X12X360	1	1	1	1		CM
		29	95005-80250-20	TUBE, 8X250	1	1	1	1		CM
		30	95700-06016-00	BOLT, FLANGE, 6X16	1	1	1	1		

1980.12.10

E

N15

**N 16**

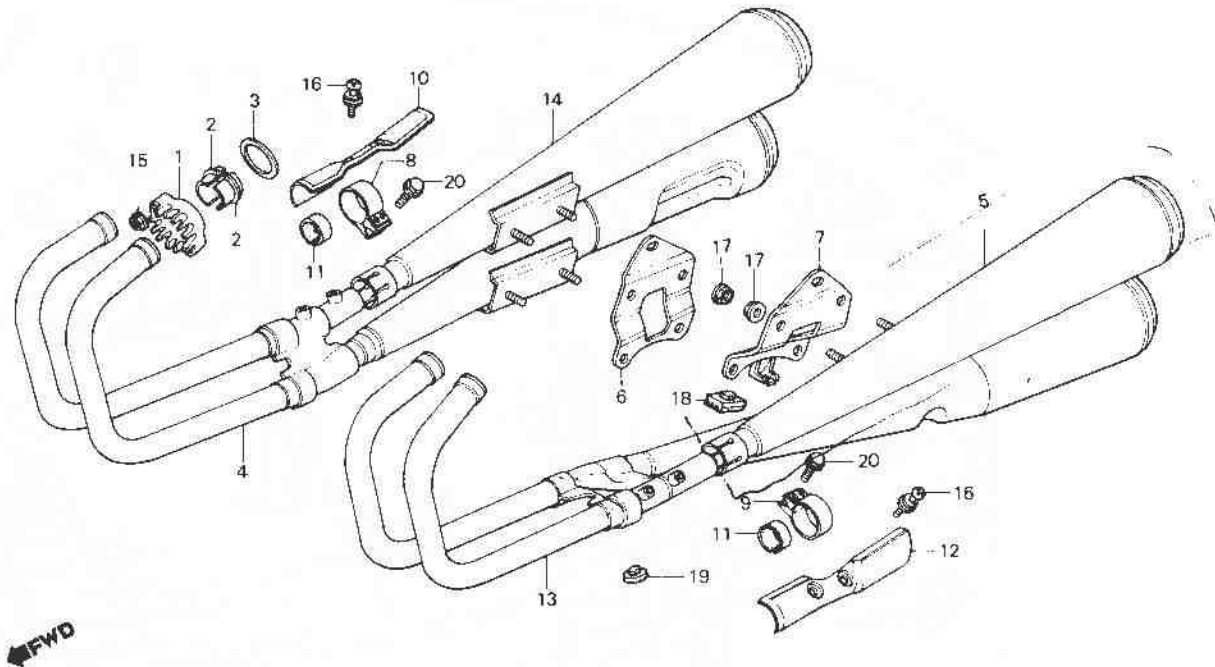
**F-18**

Exhaust muffler

Pot d'échappement

Auspufftopf

Silenciador



B425 41

Service item	F.R.T.	Ref. No.	Part No.	Description	Reqd. No				Serial No.	Area code
					K2	L7	KA	KB		
MUFFLER COMP., EX.	0.3	1	18231-425-000	JOINT, EX. PIPE	4	4	4	4		
MUFFLER COMP. 1, EX.	0.2	2	18233-425-000	COLLAR, EX. PIPE JOINT	8	8	8	8		
BRACKET, MUFFLER		3	18291-254-000	GASKET, EX. PIPE	4	4	4	4		
MUFFLER COMP. 4, EX.		4	18300-425-673	MUFFLER COMP., R. EX.	1		1			
PROTECTOR, MUFFLER JOINT	0.1		18300-425-870	MUFFLER COMP., R. EX.		1				CM
			18300-MA4-670	MUFFLER COMP., R. EX.				1		DK,DM,E,ED,F,G,SA,U
			18300-425-675	MUFFLER COMP., R. EX.				1		
		5	18310-425-671	MUFFLER COMP. 1, EX.	1		1			
			18310-425-870	MUFFLER COMP. 1, EX.		1				
			18310-MA4-670	MUFFLER COMP. 1, EX.				1		CM
			X18310-425-673	MUFFLER COMP. 1, EX.				1		DK,DM,E,ED,F,G,SA,U
		6	18312-425-003	BRACKET, R. MUFFLER	1	1	1	1		CM
			18312-425-612	BRACKET, R. MUFFLER	1	1	1	1		DK,DM,SA
										E,ED,F,G,J,YA
										DK,DM,SA

1980.12.10

E

N16

2-C1

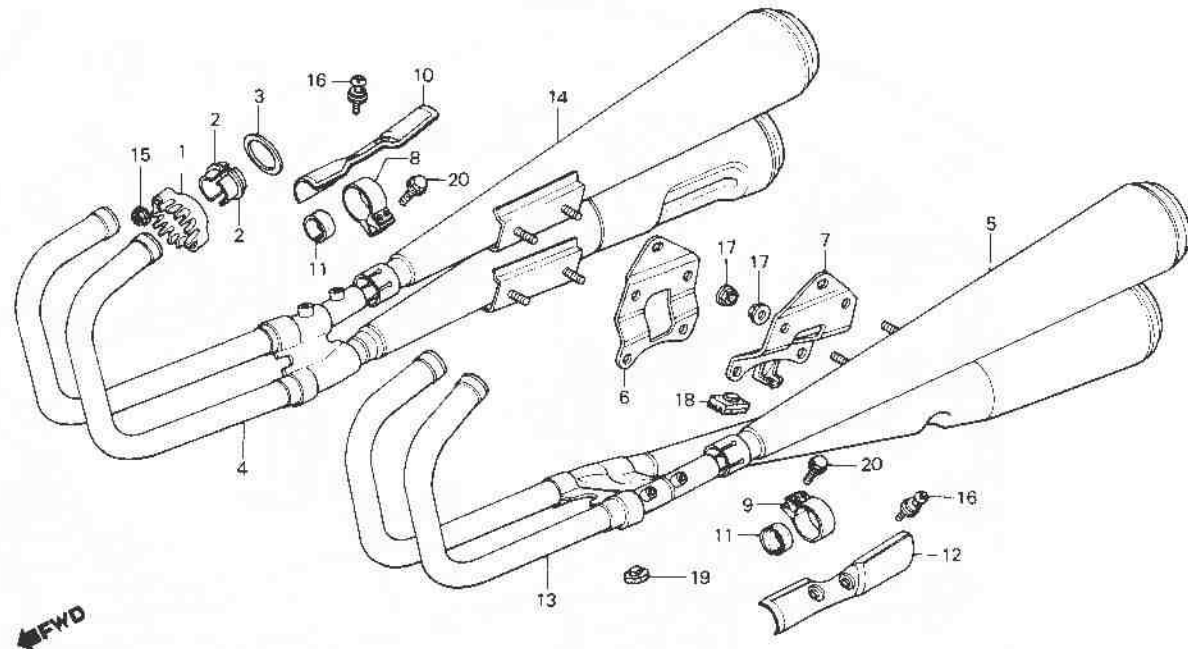
F-18

Exhaust muffler

Pot d'échappement

Auspufftopf

Silenciador



B425-41

Service item	F.R.T.	Ref. No.	Part No.	Description	Read No. CB750				Serial No.	Area code
					Kz	Lz	Ka	K#		
		7	18313-425-003	BRACKET, L. MUFFLER	1	1	1	1		CM
			18313-425-612	BRACKET, L. MUFFLER	1			1		DK,DM,SA DK,DM,SA E,ED,F,G,U,YA
		8	18373-425-000	BAND, R. EX. PIPE	1	1	1	1		
		9	18374-425-000	BAND, L. EX. PIPE	1	1	1	1		
		10	18375-425-003	PROTECTOR, R. MUFFLER JOINT	1	1	1	1		
		11	18391-425-000	PACKING, MUFFLER	2	2	2	2		
		12	18425-425-003	PROTECTOR, L. MUFFLER JOINT	1	1	1	1		
		13	18450-425-672	MUFFLER COMP., L. EX.	1			1		
			18450-425-870	MUFFLER COMP., L. EX.		1				
			18450-MA4-670	MUFFLER COMP., L. EX.				1		CM
			18450-425-674	MUFFLER COMP., L. EX.				1		DK,DM,E,ED,F,G,SA,L
		14	18460-425-671	MUFFLER COMP., 4, EX.	1		1			

1980.12.10

E

2-C1

**2-C2**

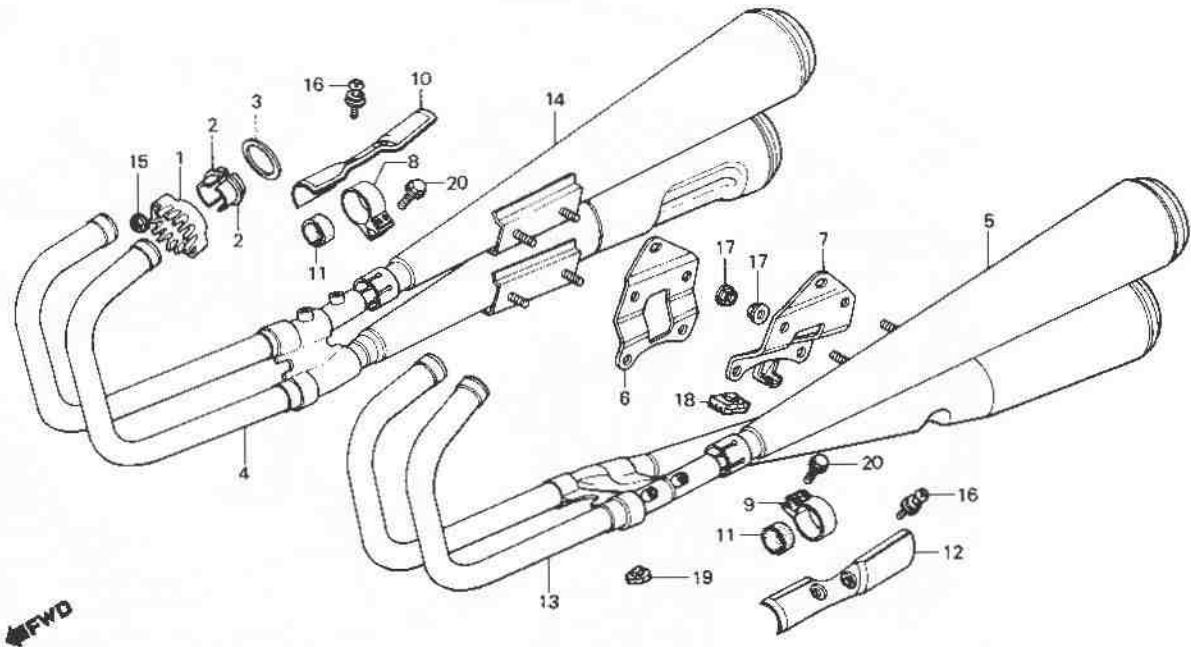
**F-18**

Exhaust muffler

Pot d'échappement

Auspufftopf

Silenciador



B425-41

Service item	F.R.T.	Ref. No.	Part No.	Description	Reqd. No.				Serial No.	Area code
					Kz	Lz	KA	KB		
			18460-425-870	MUFFLER COMP. 4, EX.	1					
			18460-MA4-670	MUFFLER COMP. 4, EX.				1		CM
			18460-425-673	MUFFLER COMP. 4, EX.				1		DK,DM,E,ED,F,G,SA,U
		15	90202-425-870	NUT, FLANGE, 8MM	8	8				
			94050-08000	NUT, FLANGE, 8MM	8		8	8		
		16	93893-06010-00	SCREW-WASHER, 6X10	4		4	4		
			90136-425-871	SCREW-WASHER, 6X10			4			
		17	94050-08000	NUT, FLANGE, 8MM	8	8	8	8		
		18	95011-61000	RUBBER A, STAND STOPPER	1	1	1	1		
		19	95011-63000	RUBBER C, STAND STOPPER	1	1	1	1		
		20	95700-08032-00	BOLT, FLANGE, 8X32	4		4	4		
			90102-425-870	BOLT, FLANGE, 8X32			4			

1980.12.10

E

2-C2

**2-C3**

**F-19**

**Brake pedal · Change pedal**

(CB750Kz·KA-E,ED,F,G,U,YA  
CB750Kb-DK,DM,E,ED,F,G,SA,U)

**Pédale de frein · Pédale de changement**

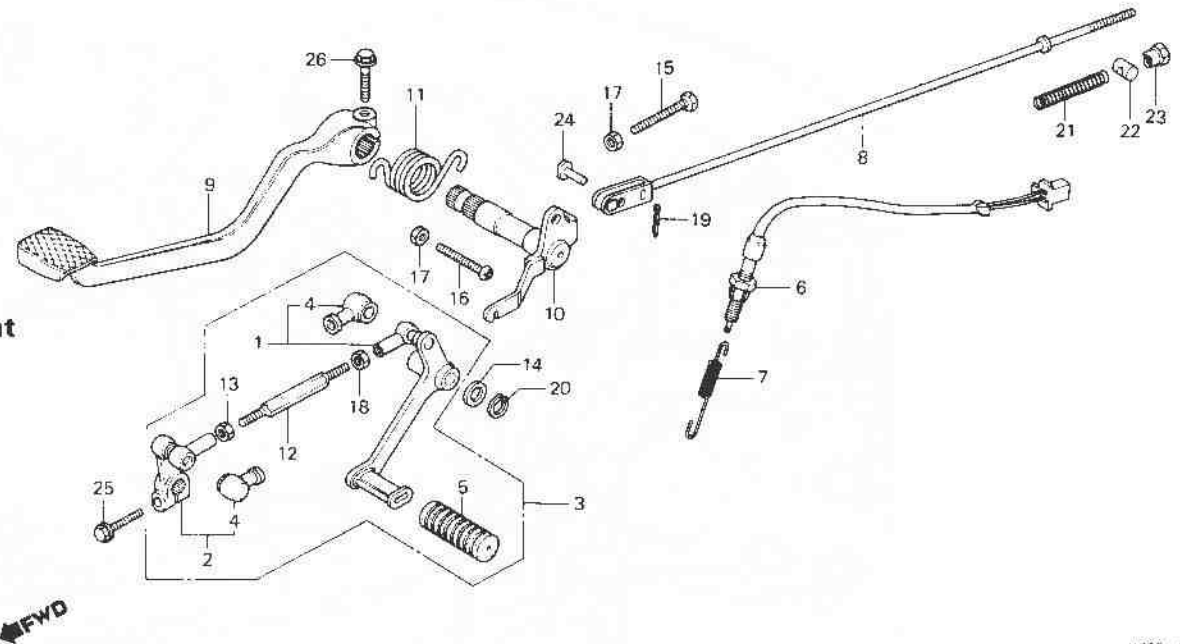
(CB750Kz·KA-E,ED,F,G,U,YA  
CB750Kb-DK,DM,E,ED,F,G,SA,U)

**Bremspedal · Schaltpedal**

(CB750Kz·KA-E,ED,F,G,U,YA  
CB750Kb-DK,DM,E,ED,F,G,SA,U)

**Pedal de freno · Pedal de cambio**

(CB750Kz·KA-E,ED,F,G,U,YA  
CB750Kb-DK,DM,E,ED,F,G,SA,U)



4425-42

Service item	F.R.T.	Ref. No.	Part No.	Description	Reqd. No.			Serial No.	Area code
					CB750	KA	KE		
					Kz	Lz	Ka	Ke	
PEDAL ASSY., GEAR CHANGE	0.1	1	24700-425-610	PEDAL COMP., GEAR CHANGE	1	1	1	1	E,ED,F,G,U,YA
INC. RELATIVE PART									DK,DM,SA
PEDAL COMP., RR. BRAKE	0.2	2	24710-425-610	ARM COMP., GEAR CHANGE	1	1	1	1	E,ED,F,G,U,YA
SPRING, STOP SWITCH									DK,DM,SA
SWITCH ASSY., RR. STOP	0.3	3	24720-425-610	PEDAL ASSY., GEAR CHANGE	1	1	1	1	E,ED,F,G,U,YA
ROD COMP., RR. BRAKE									DK,DM,SA
SPINDLE COMP., RR. BRAKE									E,ED,F,G,U,YA
									DK,DM,SA
									E,ED,F,G,U,YA
									DK,DM,SA
									E,ED,F,G,U,YA
									DK,DM,SA
									E,ED,F,G,U,YA
									DK,DM,SA
									E,ED,F,G,U,YA
									DK,DM,SA

**2-C4**

**F-19**

**Brake pedal · Change pedal**

(CB750Kz-KA-E,ED,F,G,U,YA  
CB750Kb-DK,DM,E,ED,F,G,SA,U)

**Pédale de frein · Pédale de changement**

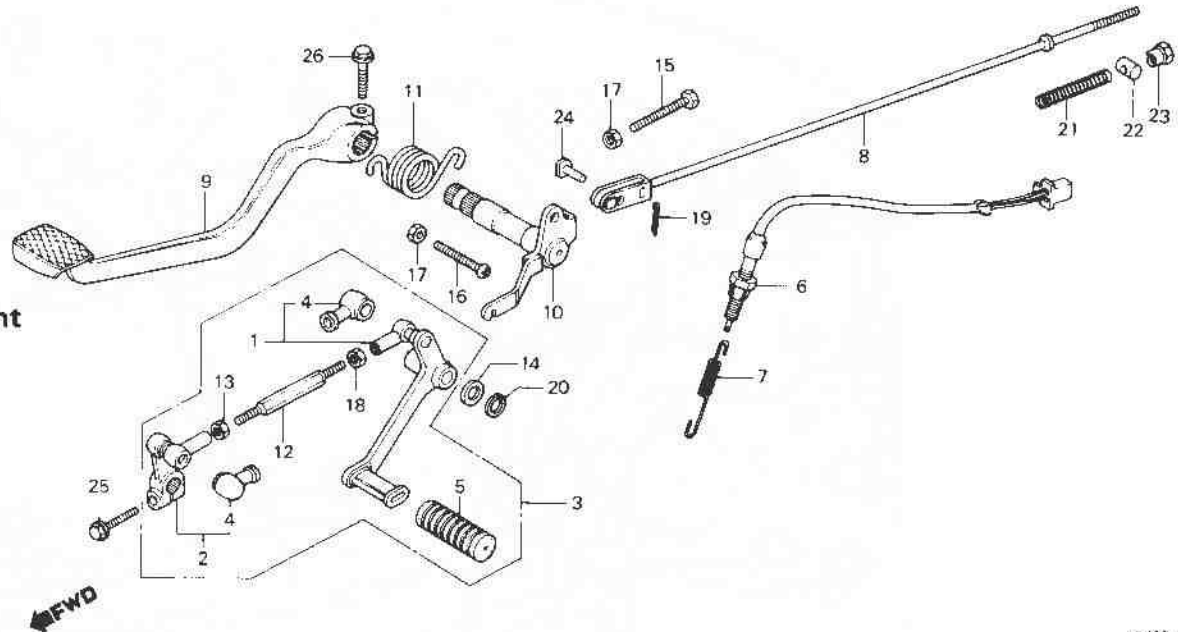
(CB750Kz-KA-E,ED,F,G,U,YA  
CB750Kb-DK,DM,E,ED,F,G,SA,U)

**Bremspedal · Schaltpedal**

(CB750Kz-KA-E,ED,F,G,U,YA  
CB750Kb-DK,DM,E,ED,F,G,SA,U)

**Pedal de freno · Pedal de cambio**

(CB750Kz-KA-E,ED,F,G,U,YA  
CB750Kb-DK,DM,E,ED,F,G,SA,U)



B425-42

Service item	F.R.T.	Ref. No.	Part No.	Description	Reqd. No.			Serial No.	Area code
					Kz	Lz	Ka		
		10	46510-425-610	SPINDLE CMP., RR, BRAKE	1	1	1	E,ED,F,G,U,YA DK,DM,SA	
		11	46514-425-610	SPRING, BRAKE PEDAL	1	1	1	E,ED,F,G,U,YA DK,DM,SA	
		12	90065-425-610	BOLT, TIE ROD	1	1	1	E,ED,F,G,U,YA DK,DM,SA	
		13	90201-700-000	NUT, GOVERNOR ARM FIXING	1	1	1	E,ED,F,G,U,YA DK,DM,SA	
		14	90474-703-000	WASHER, 12MM	1	1	1	E,ED,F,G,U,YA DK,DM,SA	
		15	92140-06040	BOLT, HEX., 6X40	1	1	1	E,ED,F,G,U,YA DK,DM,SA	
		16	93500-06032	SCREW, PAN, 6X32	1	1	1	E,ED,F,G,U,YA DK,DM,SA	
		17	94002-06000	NUT, HEX., 6MM	2	2	2	E,ED,F,G,U,YA DK,DM,SA	
		18	94002-06020	NUT, HEX., 6MM	1	1	1	E,ED,F,G,U,YA DK,DM,SA	

**2-C5**

**F-19**

**Brake pedal • Change pedal**

(CB750Kz-KA-E,ED,F,G,U,YA  
CB750Kb-DK,DM,E,ED,F,G,SA,U)

**Pédale de frein • Pédale de changement**

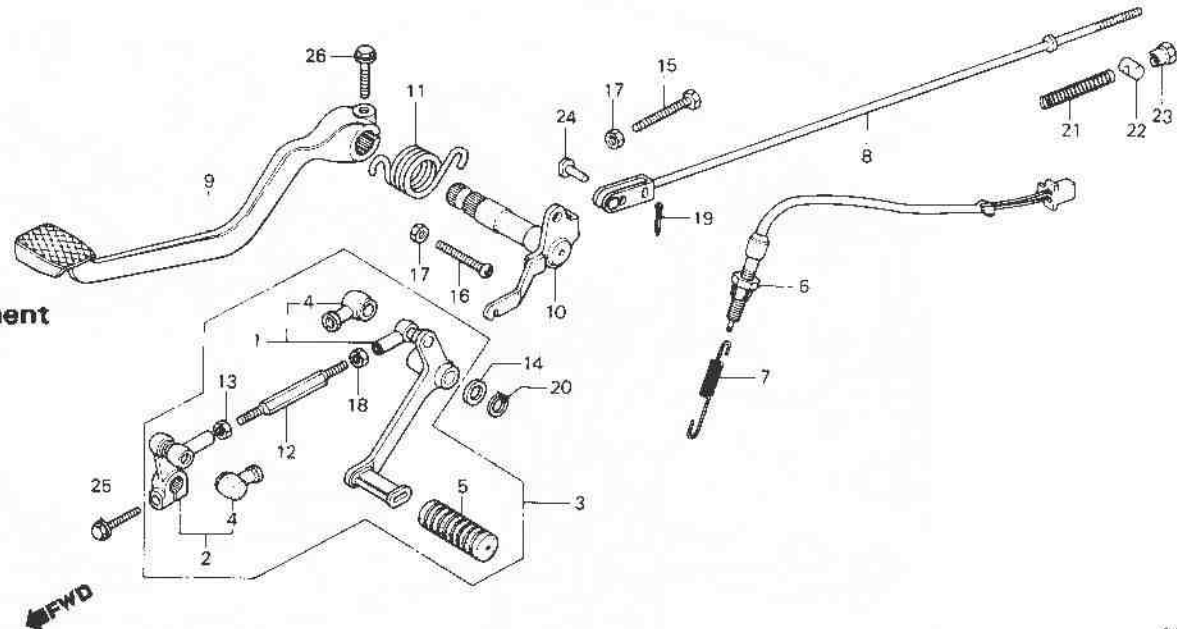
(CB750Kz-KA-E,ED,F,G,U,YA  
CB750Kb-DK,DM,E,ED,F,G,SA,U)

**Bremspedal • Schaltpedal**

(CB750Kz-KA-E,ED,F,G,U,YA  
CB750Kb-DK,DM,E,ED,F,G,SA,U)

**Pedal de freno • Pedal de cambio**

(CB750Kz-KA-E,ED,F,G,U,YA  
CB750Kb-DK,DM,E,ED,F,G,SA,U)



B425-42

Service item	F.R.T.	Ref. No.	Part No.	Description	Reqd. No				Serial No.	Area code
					CB750 Kz	Lz	KA	Ka		
		19	94201-16150	PIN, SPLIT, 1.6X15	1	1	1		E,ED,F,G,U,YA DK,DM,SA	
		20	94511-12000	CIRCLIP, EXTERNAL, 12	1	1	1		E,ED,F,G,U,YA DK,DM,SA	
		21	95014-73100	SPRING A, BRAKE ROD	1	1	1		E,ED,F,G,U,YA DK,DM,SA	
		22	95015-32001	JOINT B, BRAKE ARM	1	1	1		E,ED,F,G,U,YA DK,DM,SA	
		23	95015-42000	NUT B, BRAKE ROD ADJUSTING	1	1	1		E,ED,F,G,U,YA DK,DM,SA	
		24	95015-52000	PIN B, BRAKE ROD JOINT	1	1	1		E,ED,F,G,U,YA DK,DM,SA	
		25	95700-06025-00	BOLT, FLANGE, 6X25	1	1	1		E,ED,F,G,U,YA DK,DM,SA	
		26	95700-08025-00	BOLT, FLANGE, 8X25	1	1	1		E,ED,F,G,U,YA DK,DM,SA	

**2-C6**

**F-19-1**

**Brake pedal - Change pedal**

(CB750Kz-KA-CM,DK,DM,SA)  
(CB750Kb-CM)

**Pédale de frein - Pédale de changement**

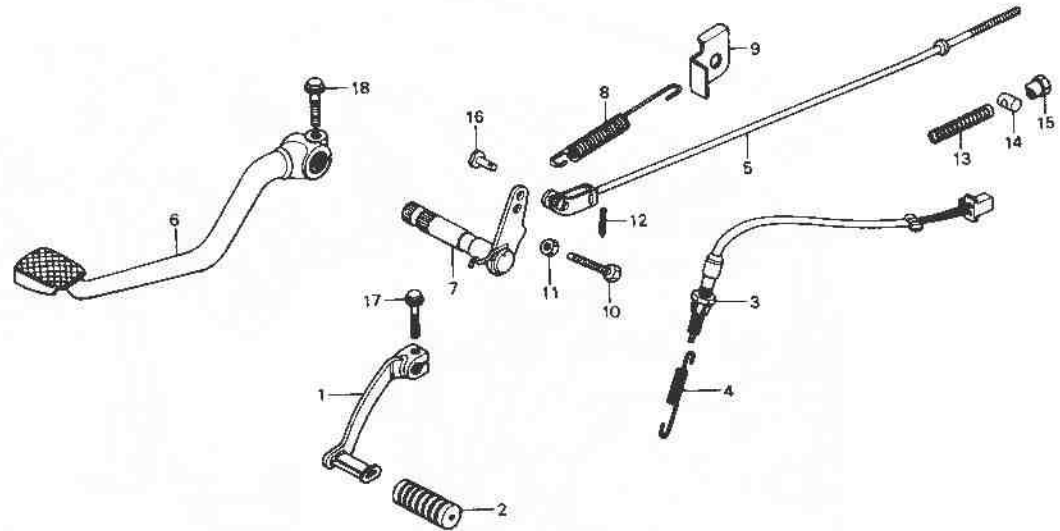
(CB750Kz-KA-CM,DK,DM,SA)  
(CB750Kb-CM)

**Bremspedal - Schaltpedal**

(CB750Kz-KA-CM,DK,DM,SA)  
(CB750Kb-CM)

**Pedal de freno - Pedal de cambio**

(CB750Kz-KA-CM,DK,DM,SA)  
(CB750Kb-CM)



B425-43

Service item	F.R.T.	Ref. No.	Part No.	Description	Reqd. No.				Serial No.	Area code
					CB750	Kz	Lz	Kr		
PEDAL, GEAR CHANGE	0.1	1	24701-425-000	PEDAL, GEAR CHANGE	1	1	1		CM	
PEDAL COMP., RR. BRAKE					1	1			DK,DM,SA	
SPRING, STOP SWITCH	0.2	2	24701-425-870	PEDAL, GEAR CHANGE		1			CM	
SWITCH ASSY., RR. STOP			24781-419-000	RUBBER, GEAR CHANGE	1	1	1		CM	
ROD COMP., RR. BRAKE	0.3	3	35350-425-003	SWITCH ASSY., RR. STOP	1	1			DK,DM,SA	
SPINDLE COMP., RR. BRAKE	0.7				1				DK,DM,SA	
			35350-438-000	SWITCH ASSY., RR. STOP		1	1		CM	
		4	35357-425-010	SPRING, STOP SWITCH	1	1	1		CM	
					1	1			DK,DM,SA	
		5	43450-425-000	ROD COMP., RR. BRAKE	1	1	1		CM	
					1				DK,DM,SA	
		6	46500-425-000	PEDAL COMP., RR. BRAKE	1				CM	
					1			2033093	DK,DM,SA	
			46500-425-870	PEDAL COMP., RR. BRAKE		1			CM	
			46500-425-010	PEDAL COMP., RR. BRAKE	1			2033094	DK,DM,SA	
						1	1		CM	
						1			DK,DM,SA	

**2-C7**

**F-19-1**

**Brake pedal - Change pedal**

(CB750Kz-KA-CM,DK,DM,SA)  
(CB750KB-CM)

**Pédale de frein - Pédale de changement**

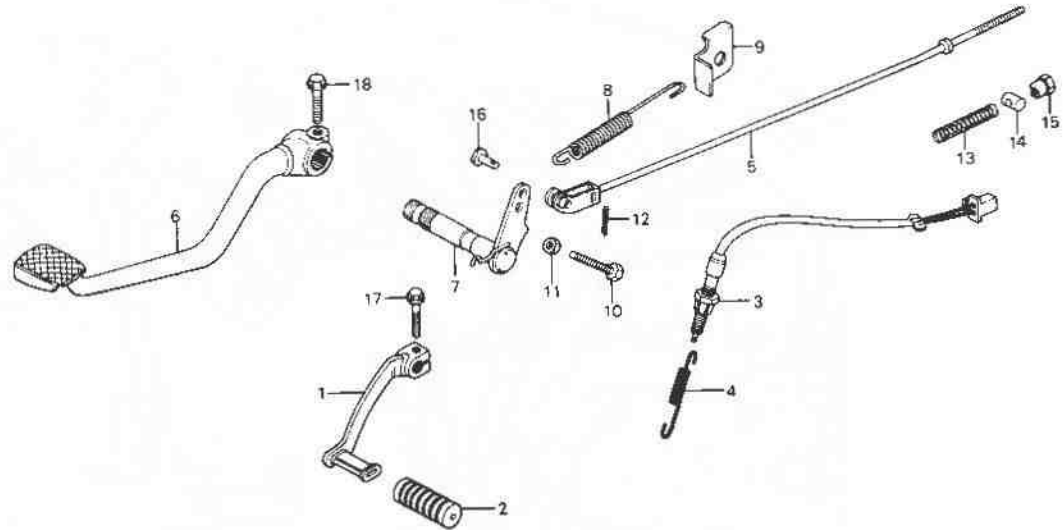
(CB750Kz-KA-CM,DK,DM,SA)  
(CB750KB-CM)

**Bremspedal - Schaltpedal**

(CB750Kz-KA-CM,DK,DM,SA)  
(CB750KB-CM)

**Pedal de freno - Pedal de cambio**

(CB750Kz-KA-CM,DK,DM,SA)  
(CB750KB-CM)



B425-43

Service item	F.R.T.	Ref. No.	Part No.	Description	Reqd. No.				Serial No.	Area code
					Kz	Lz	Ka	Kb		
		7	46510-425-000	SPINDLE COMP., RR. BRAKE	1	1	1	1		CM
		8	46514-425-000	SPRING, BRAKE PEDAL	1		1			DK,DM,SA
			46514-425-870	SPRING, BRAKE PEDAL	1				2032165	CM
			46514-425-010	SPRING, BRAKE PEDAL	1		1			DK,DM,SA
		9	46515-425-000	PLATE, BRAKE PEDAL SPRING STOPPER	1	1	1	1	2032166	CM
		10	92140-06040	BOLT, HEX., 6X40	1	1	1	1		DK,DM,SA
		11	94002-06000	NUT, HEX., 6MM	1	1	1	1		CM
		12	94201-16150	PIN, SPLIT, 1.6X15	1	1	1	1		DK,DM,SA
		13	95014-73100	SPRING A, BRAKE ROD	1		1	1		CM
			43472-425-870	SPRING A, BRAKE ROD	1		1			DK,DM,SA

2-C8

F-19-1

**Brake pedal · Change pedal**

(CB750Kz-KA-CM,DK,DM,SA)  
(CB750Lz-K8-CM)

**Pédale de frein · Pédale de changement**

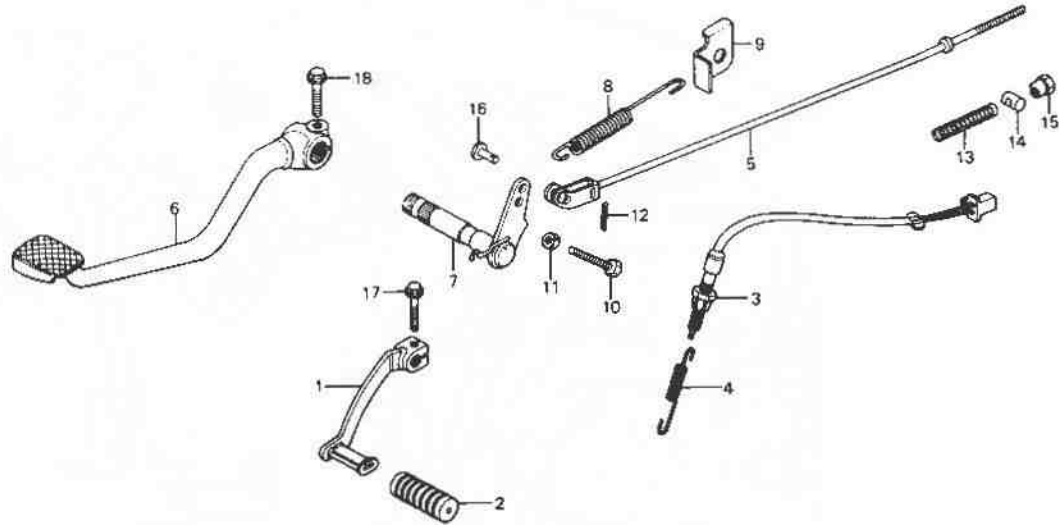
(CB750Kz-KA-CM,DK,DM,SA)  
(CB750Lz-K8-CM)

**Bremspedal · Schaltpedal**

(CB750Kz-KA-CM,DK,DM,SA)  
(CB750Lz-K8-CM)

**Pedal de freno · Pedal de cambio**

(CB750Kz-KA-CM,DK,DM,SA)  
(CB750Lz-K8-CM)



B425-43

Service item	F.R.T.	Ref. No.	Part No.	Description	Reqd. No.				Serial No.	Area code
					CB750 Kz	Lz	KA	K8		
		14	95015-32001	JOINT B, BRAKE ARM	1	1	1	1		CM
		15	95015-42000	NUT B, BRAKE ROD ADJUSTING	1	1	1	1		DK,DM,SA
					1		1			CM
		16	95015-52000	PIN B, BRAKE ROD JOINT	1	1	1	1		DK,DM,SA
					1		1			CM
		17	95700-06025-00	BOLT, FLANGE, 6X25	1		1	1		DK,DM,SA
					1		1			CM
			90111-425-870	BOLT, FLANGE, 6X20			1			CM
		18	95700-08025-00	BOLT, FLANGE, 8X25	1		1	1		DK,DM,SA
					1		1			CM
			90109-425-870	BOLT, FLANGE, 8X25			1			CM

1980.12.10

E

2-C8

**2-C9**

**F-20**

**Step**

(CB750Kz-KA-E,ED,F,G,U,YA  
CB750Kb-DK,DM,E,ED,F,G,SA,U)

**Repose pieds**

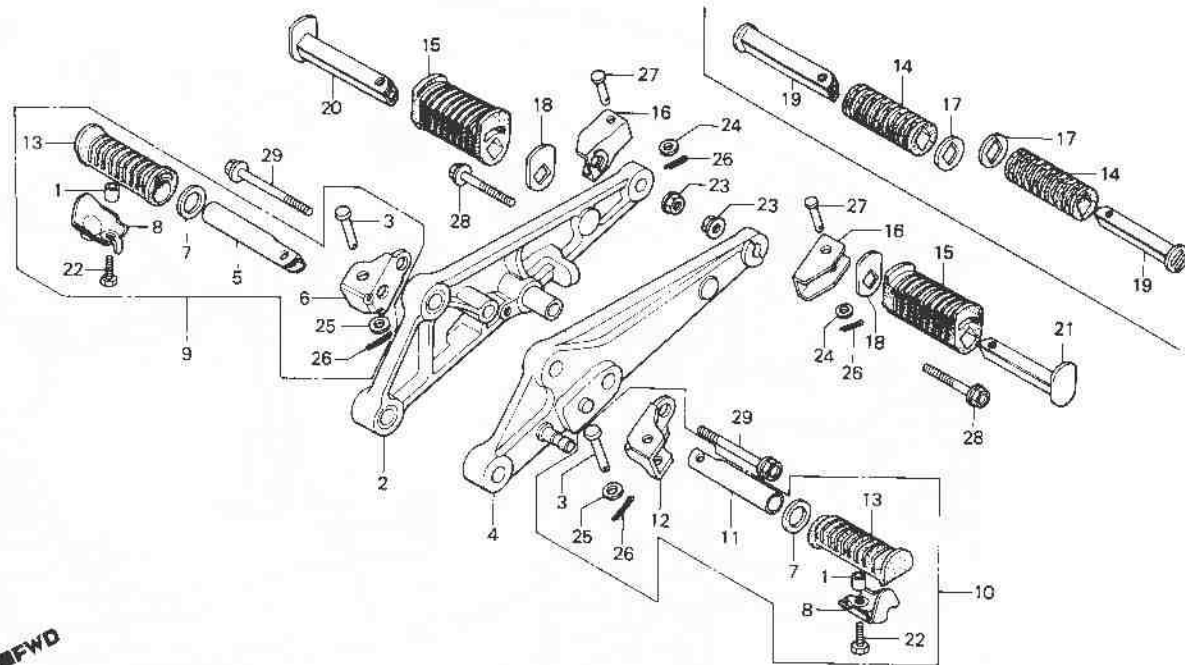
(CB750Kz-KA-E,ED,F,G,U,YA  
CB750Kb-DK,DM,E,ED,F,G,SA,U)

**Tritt**

(CB750Kz-KA-E,ED,F,G,U,YA  
CB750Kb-DK,DM,E,ED,F,G,SA,U)

**Estribo**

(CB750Kz-KA-E,ED,F,G,U,YA  
CB750Kb-DK,DM,E,ED,F,G,SA,U)



B42U 44B

Service item	F.R.T.	Ref. No.	Part No.	Description	Reqd. No.			Serial No.	Area code
					Kz	Lz	Ka		
HOLDER COMP., R. STEP	0.3	1	37243-323-000	COLLAR, METER SETTING	2	2	2	E,ED,F,G,U,YA	
HOLDER COMP., L. STEP	0.5	2	50600-425-611	HOLDER COMP., R. STEP	1		2	DK,DM,SA	
BAR, STEP	0.1		50600-425-612	HOLDER COMP., R. STEP		1	1	E,ED,F,G,U	
INC. RELATIVE PART		3	50603-033-000	PIN, STEP BAR JOINT	2	2	2	E,ED,F,G,U,YA	
BAR, PILLION STEP							2	DK,DM,SA	
INC. RELATIVE PART		4	50610-425-611	HOLDER COMP., L. STEP	1		1	E,ED,F,G,U	
			50610-425-612	HOLDER COMP., L. STEP		1	1	E,ED,F,G,U,YA	
		5	50612-413-000	BAR, R. STEP	1	1	1	DK,DM,SA	
							1	E,ED,F,G,U,YA	
		6	50613-425-610	BRACKET, R. STEP	1	1	1	DK,DM,SA	
		7	50614-413-000	WASHER, MAIN STEP	2	2	2	E,ED,F,G,U,YA	
							2	DK,DM,SA	
		8	50619-425-010	STOPPER, STEP RUBBER	2	2	2	E,ED,F,G,U,YA	
							2	DK,DM,SA	

1980.12.10

E

2-C9

**2-C10**

**F-20**

**Step**

(CB750Kz-KA-E,ED,F,G,U,YA  
CB750Kb-DK,DM,E,ED,F,G,SA,U)

**Repose pieds**

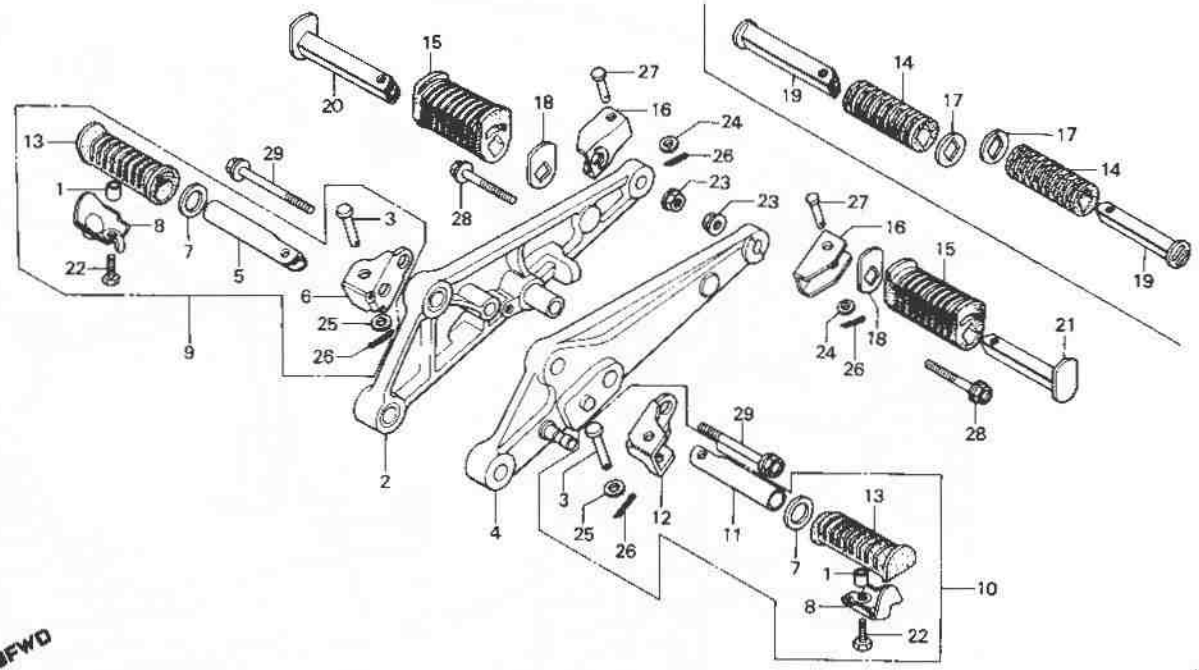
(CB750Kz-KA-E,ED,F,G,U,YA  
CB750Kb-DK,DM,E,ED,F,G,SA,U)

**Tritt**

(CB750Kz-KA-E,ED,F,G,U,YA  
CB750Kb-DK,DM,E,ED,F,G,SA,U)

**Estribo**

(CB750Kz-KA-E,ED,F,G,U,YA  
CB750Kb-DK,DM,E,ED,F,G,SA,U)



8425-44B

Service Item	F.R.T.	Ref. No.	Part No.	Description	Reqd. No.				Serial No.	Area code
					CB750					
					Kz	Lz	KA	Kb		
		9	50630-425-611	STEP ASSY., R.	1	1	1		E,ED,F,G,U,YA DK,DM,SA	
		10	50640-425-611	STEP ASSY., L.	1	1	1		E,ED,F,G,U,YA DK,DM,SA	
		11	50643-413-000	BAR, L. STEP	1	1	1		E,ED,F,G,U,YA DK,DM,SA	
		12	50643-425-610	BRACKET, L. STEP	1	1	1		E,ED,F,G,U,YA DK,DM,SA	
		13	50661-425-670	RUBBER, STEP	2	2	2		E,ED,F,G,U,YA DK,DM,SA	
		14	50710-377-000	RUBBER, PILLION STEP	2	2			E,ED,F,G,U,YA	
		15	50710-461-770	RUBBER, PILLION STEP			2		DK,DM,E,ED,F,G,SA,U	
		16	50711-425-610	BRACKET, R. PILLION STEP	2	2	2		E,ED,F,G,U,YA DK,DM,SA	
		17	50712-413-000	WASHER, PILLION STEP	2	2			E,ED,F,G,U,YA	

1980.12.10

E

2-C10

**2-C11**

**F-20**

**Step**

(CB750Kz-KA-E,ED,F,G,U,YA  
CB750Kb-DK,DM,E,ED,F,G,SA,U)

**Repose pieds**

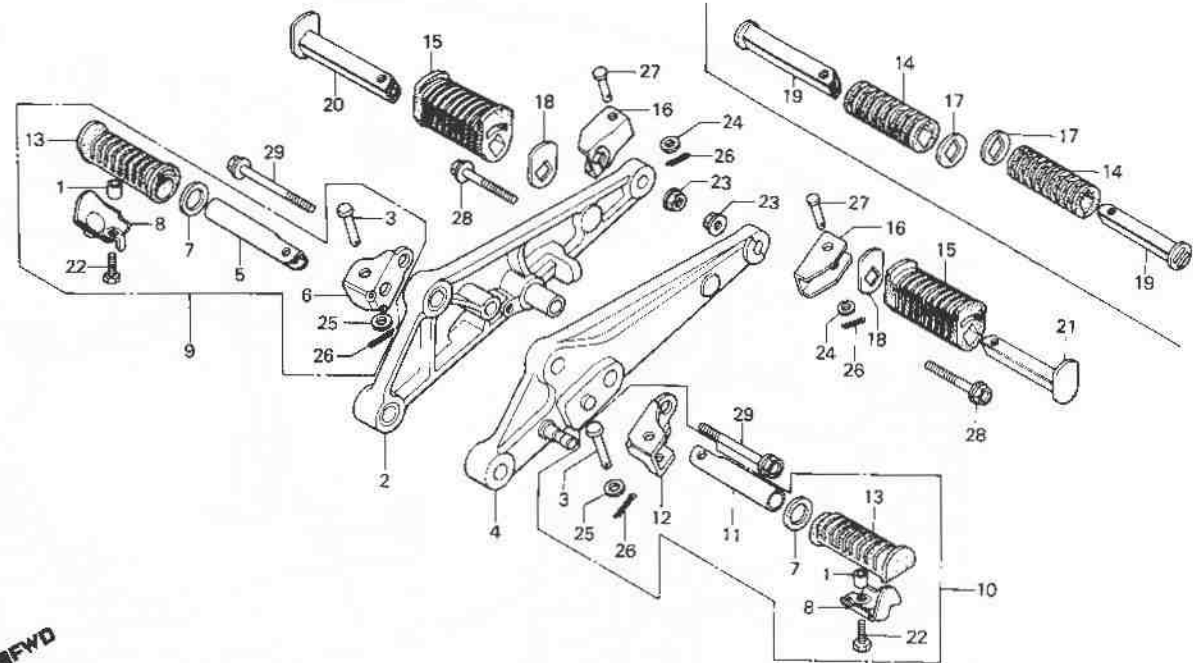
(CB750Kz-KA-E,ED,F,G,U,YA  
CB750Kb-DK,DM,E,ED,F,G,SA,U)

**Tritt**

(CB750Kz-KA-E,ED,F,G,U,YA  
CB750Kb-DK,DM,E,ED,F,G,SA,U)

**Estribo**

(CB750Kz-KA-E,ED,F,G,U,YA  
CB750Kb-DK,DM,E,ED,F,G,SA,U)



8475-14B

Service Item	F.R.T.	Ref. No.	Part No.	Description	Reqd. No.			Serial No.	Area code
					Kz	Lz	Ka		
		18	50713-438-010	WASHER, PILLION STEP			2	DK,DM,E,ED,F,G,SA,U	
		19	50715-413-000	BAR, PILLION STEP			2	E,ED,F,G,U,YA	
		20	50715-461-770	BAR, R. PILLION STEP			1	DK,DM,E,ED,F,G,SA,U	
		21	50718-461-770	BAR, L. PILLION STEP			1	DK,DM,E,ED,F,G,SA,U	
		22	92000-06016	BOLT, HEX., 6X16			2	E,ED,F,G,U,YA	
		23	94050-10000	NUT, FLANGE, 10MM			2	DK,DM,SA	
		24	94101-06000	WASHER, PLAIN, 6MM			2	E,ED,F,G,U,YA	
		25	94101-08000	WASHER, PLAIN, 8MM			2	DK,DM,SA	
		26	94201-16150	PIN, SPLIT, 1.6X15			4	E,ED,F,G,U,YA	
							4	DK,DM,SA	

1980.12.10

E

2-C11

**2-C12**

**F-20**

**Step**

(CB750Kz-KA-E,ED,F,G,U,YA  
CB750Kb-DK,DM,E,ED,F,G,SA,U)

**Repose pieds**

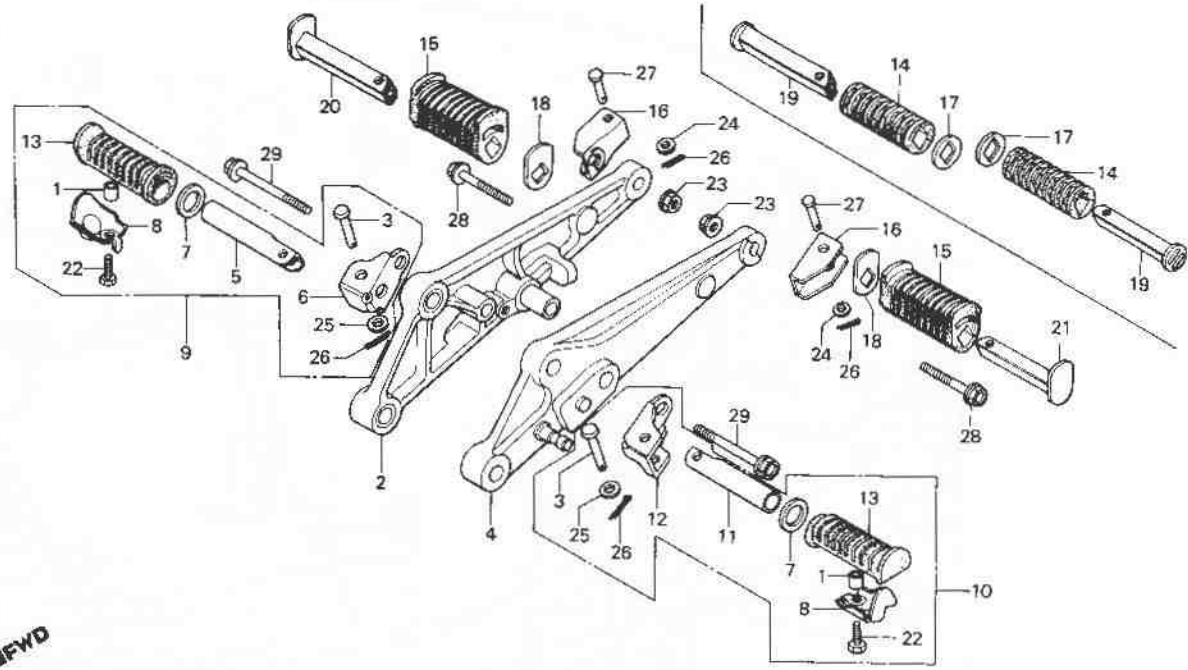
(CB750Kz-KA-E,ED,F,G,U,YA  
CB750Kb-DK,DM,E,ED,F,G,SA,U)

**Tritt**

(CB750Kz-KA-E,ED,F,G,U,YA  
CB750Kb-DK,DM,E,ED,F,G,SA,U)

**Estribo**

(CB750Kz-KA-E,ED,F,G,U,YA  
CB750Kb-DK,DM,E,ED,F,G,SA,U)



B426 446

Service item	F.R.T.	Ref. No.	Part No.	Description	Reqd. No			Serial No.	Area code
					Kz	Lz	Ka		
		27	95015-81000	PIN A, PILLION STEP	2	2	2	E,ED,F,G,U,YA	
		28	95700-10040-00	BOLT, FLANGE, 10X40	2	2	2	DK,DM,SA	
		29	95700-10065-00	BOLT, FLANGE, 10X65	2	2	2	E,ED,F,G,U,YA	
							2	DK,DM,SA	

**2-C13**

**F-20-1**

**Step**

(CB750Kz-KA-CM,DK,DM,SA)  
(CB750Kb-CM)

**Repose pieds**

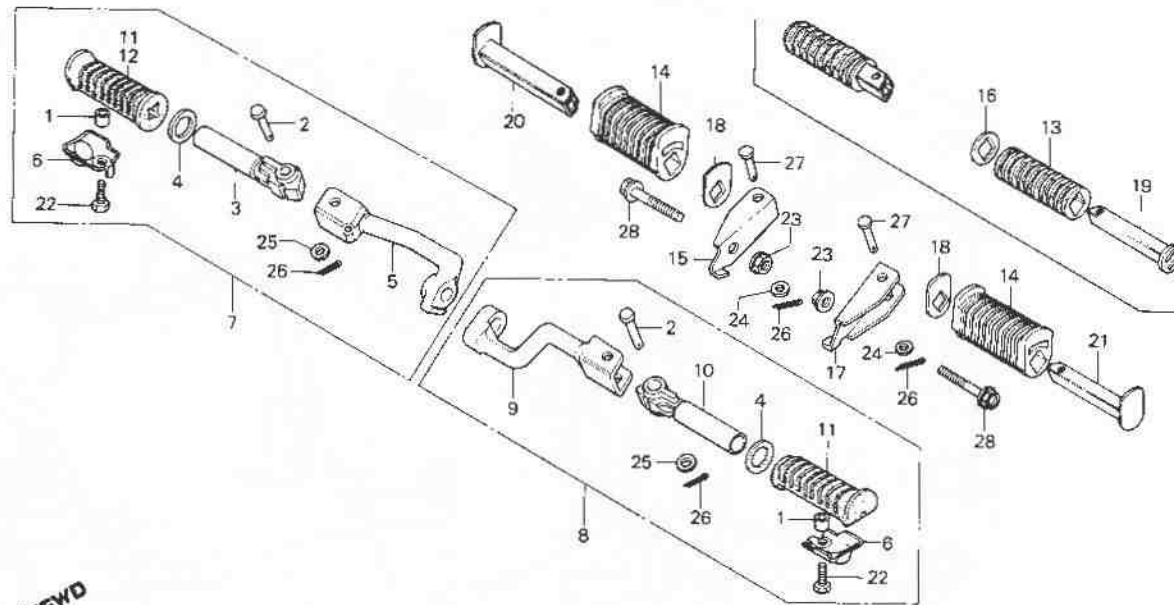
(CB750Kz-KA-CM,DK,DM,SA)  
(CB750Kb-CM)

**Tritt**

(CB750Kz-KA-CM,DK,DM,SA)  
(CB750Kb-CM)

**Estribo**

(CB750Kz-KA-CM,DK,DM,SA)  
(CB750Kb-CM)



8425-458

Service Item	F.R.T.	Ref. No.	Part No.	Description	Reqd. No.			Serial No.	Area code
					Kz	Lz	Ka		
BAR, STEP	0.1	1	37243-323-000	COLLAR, METER SETTING	2	2	2	CM	
INC, RELATIVE PART		2	50603-033-000	PIN, STEP BAR JOINT	2	2	2	DK,DM,SA	
BAR COMP., R. STEP		2	50612-413-000	BAR, R. STEP	2	2	2	CM	
STEP ASSY., R.		3	50612-413-000	BAR, R. STEP	1	1	1	DK,DM,SA	
BAR, PILLION STEP		1	50614-413-000	WASHER, MAIN STEP	1	1	1	CM	
INC, RELATIVE PART	0.2	4	50614-413-000	WASHER, MAIN STEP	2	2	2	DK,DM,SA	
BAR COMP., L. STEP		5	50615-425-020	BAR COMP., R. STEP	2	2	2	CM	
		5	50615-425-020	BAR COMP., R. STEP	1	1	1	DK,DM,SA	
		6	50619-425-010	STOPPER, STEP RUBBER	2	2	2	CM	
		7	50630-425-020	STEP ASSY., R.	2	2	2	DK,DM,SA	
		7	50630-425-030	STEP ASSY., R.	1			CM	
		7	50630-425-020	STEP ASSY., R.	1			DK,DM,SA	
		7	50630-425-020	STEP ASSY., R.	1	1	1	DK,DM,SA	
		8	50640-425-020	STEP ASSY., L.	1	1	1	CM	
		8	50640-425-020	STEP ASSY., L.	1	1	1	DK,DM,SA	

1980.12.10

E

2-C13

**2-C14**

**F-20-1**

**Step**

(CB750Kz-KA-CM,DK,DM,SA)  
(CB750Kb-CM)

**Repose pieds**

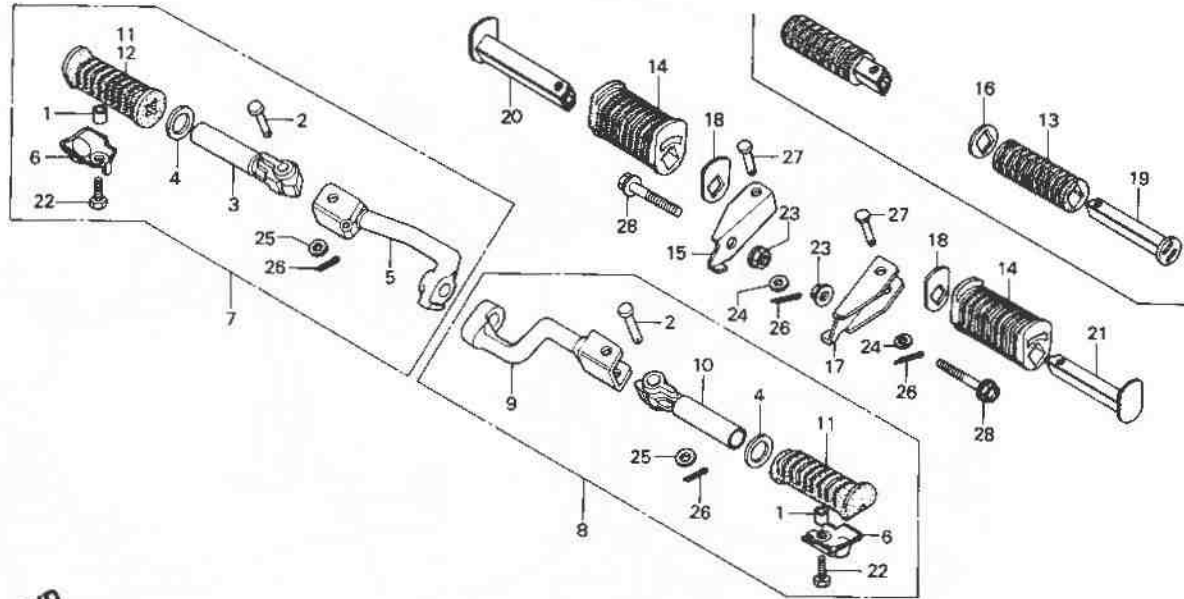
(CB750Kz-KA-CM,DK,DM,SA)  
(CB750Kb-CM)

**Tritt**

(CB750Kz-KA-CM,DK,DM,SA)  
(CB750Kb-CM)

**Estribo**

(CB750Kz-KA-CM,DK,DM,SA)  
(CB750Kb-CM)



B425-458

Service item	F.R.T.	Ref. No.	Part No.	Description	Reqd. No. CB750				Serial No.	Area code
					Kz	Lz	KA	Kb		
		9	50641-425-020	BAR COMP., L. STEP	1	1	1			CM DK,DM,SA
		10	50643-413-000	BAR, L. STEP	1	1	1			CM DK,DM,SA
		11	50661-425-670	RUBBER, STEP	2	2	2			CM 2028509 DK,DM,SA 2033093 DK,DM,SA 2033094 DK,DM,SA
		12	50662-425-670	RUBBER, R. STEP	1		2		2028510	2033094 DK,DM,SA
		13	50710-377-000	RUBBER, PILLION STEP	2	2				CM,DK,DM,SA
		14	50710-461-770	RUBBER, PILLION STEP			2			CM
		15	50711-425-000	BRACKET, R. PILLION STEP	1	1	1			CM DK,DM,SA
		16	50712-413-000	WASHER, PILLION STEP	2	2				CM,DK,DM,SA

1980.12.10

E

2-C14

**2-C15**

**F-20-1**

**Step**

(CB750Kz-KA-CM,DK,DM,SA)  
(CB750Kb-CM)

**Repose pieds**

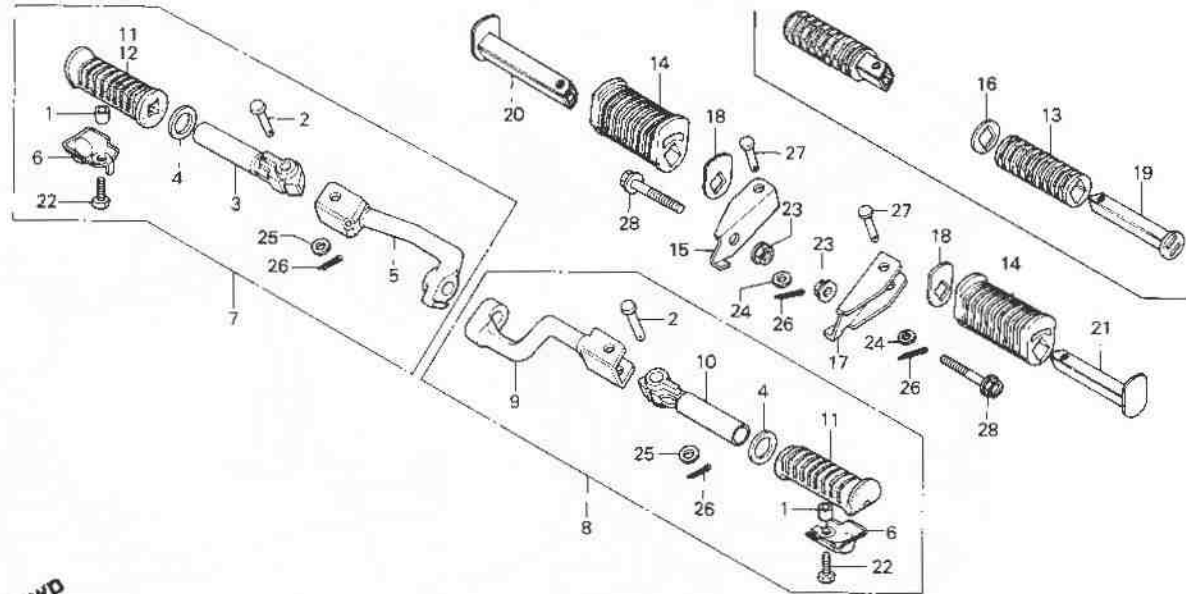
(CB750Kz-KA-CM,DK,DM,SA)  
(CB750Kb-CM)

**Tritt**

(CB750Kz-KA-CM,DK,DM,SA)  
(CB750Kb-CM)

**Estribo**

(CB750Kz-KA-CM,DK,DM,SA)  
(CB750Kb-CM)



9425 45B

Service item	F.R.T.	Ref. No.	Part No.	Description	Reqd. No			Serial No.	Area code
					CB750 Kz	Lz	KA KH		
		17	50712-425-000	BRACKET, L. PILLION STEP	1	1	1	CM	
		18	50713-438-010	WASHER, PILLION STEP	1	1	2	DK,DM,SA	
		19	50715-413-000	BAR, PILLION STEP	2	2		CM	
		20	50715-461-770	BAR, R. PILLION STEP			1	CM,DK,DM,SA	
		21	50718-461-770	BAR, L. PILLION STEP			1	CM	
		22	92000-06016	BOLT, HEX., 6X16	2	2	2	CM	
		23	94050-10000	NUT, FLANGE, 10MM	2	2	2	DK,DM,SA	
		24	94101-06000	WASHER, PLAIN, 6MM	2	2	2	CM	
		25	94101-08000	WASHER, PLAIN, 8MM	2	2	2	DK,DM,SA	
					2	2	2	CM	
					2	2	2	DK,DM,SA	

1980.12.10

E

2-C15

**2-C16**

**F-20-1**

**Step**

(CB750K2-KA-CM,DK,DM,SA)  
(CB750KB-CM)

**Repose pieds**

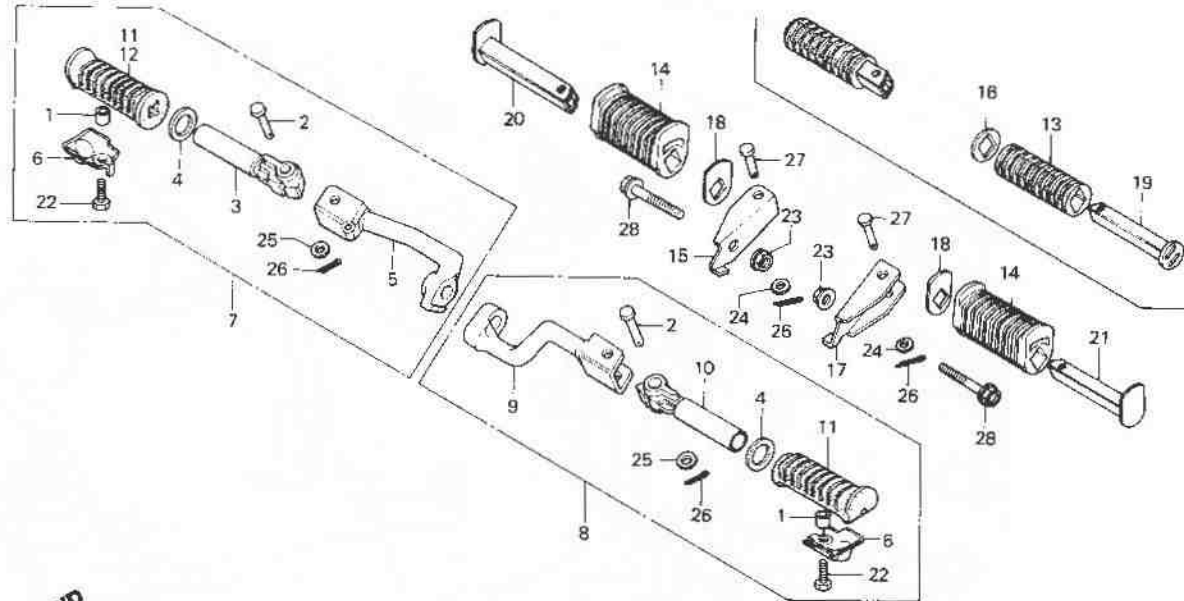
(CB750K2-KA-CM,DK,DM,SA)  
(CB750KB-CM)

**Tritt**

(CB750K2-KA-CM,DK,DM,SA)  
(CB750KB-CM)

**Estribo**

(CB750K2-KA-CM;DK,DM,SA)  
(CB750KB-CM)



B475-45B

Service item	F.R.T.	Ref. No.	Part No.	Description	Reqd. No.				Serial No.	Area code
					CB750	Kz	Lz	Ka		
		26	94201-16150	PIN, SPLIT, 1.6X15	4	4	4		CM	
		27	95015-81000	PIN A, PILLION STEP	2	2	2		CM	
		28	95700-10040-00	BOLT, FLANGE, 10X40	2	2	2		DK,DM,SA	
					2	2			CM	
									DK,DM,SA	

1980.12.10

E

2-C16

**2-D1**

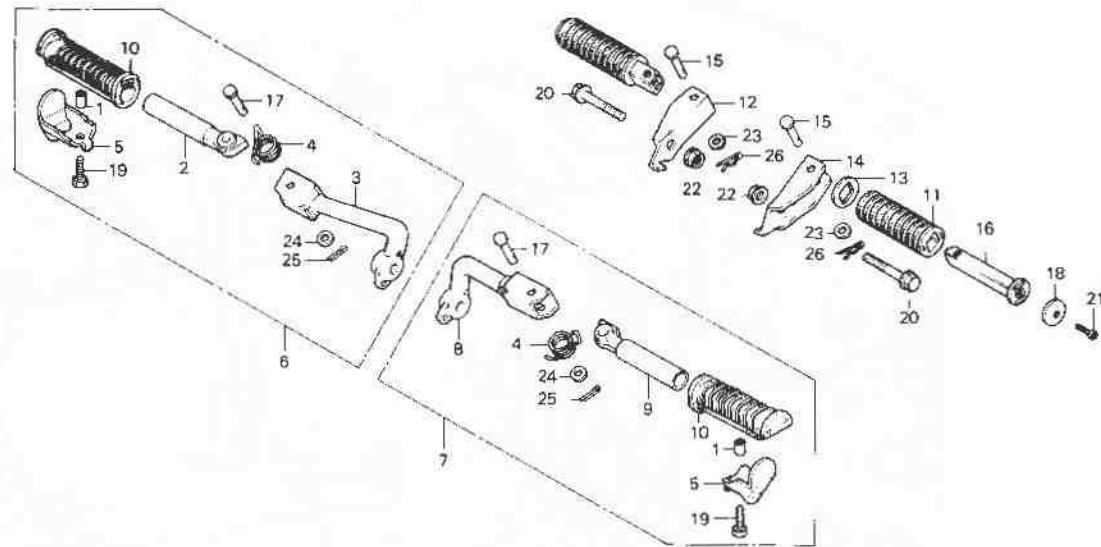
**F-20-2**

**Step  
(CB750Lz)**

**Repose pieds  
(CB750Lz)**

**Tritt  
(CB750Lz)**

**Estribo  
(CB750Lz)**



B425 65

Service item	F.R.T.	Ref. No.	Part No.	Description	Reqd. No				Serial No.	Area code	
					Kz	Lz	KA	Ka			
ARM COMP., STEP	0.1	1	37243-323-000	COLLAR, METER SETTING					2		
INC. RELATIVE PART		2	50612-438-000	ARM COMP., R. STEP					1		
BAR COMP., R. STEP		3	50615-425-870	BAR COMP., R. STEP					1		
STEP ASSY., R.		4	50617-438-000	SPRING, STEP RETURN					2		
STEP ASSY., L.		5	50619-425-010	STOPPER, STEP RUBBER					2		
BAR, PILLION STEP	0.2	6	50630-425-870	STEP ASSY., R. 50630-425-871					1		
INC. RELATIVE PART		7	50640-425-870	STEP ASSY., L.					1		
BAR COMP., L. STEP		8	50641-425-870	BAR COMP., L. STEP					1		
		9	50642-438-000	ARM COMP., L. STEP					1		
		10	50661-425-670	RUBBER, STEP					2		
		11	50710-377-000	RUBBER, PILLION STEP					2		
		12	50711-425-000	BRACKET, R. PILLION STEP					1		

1980.12.10

E

2-D1

**2-D2**

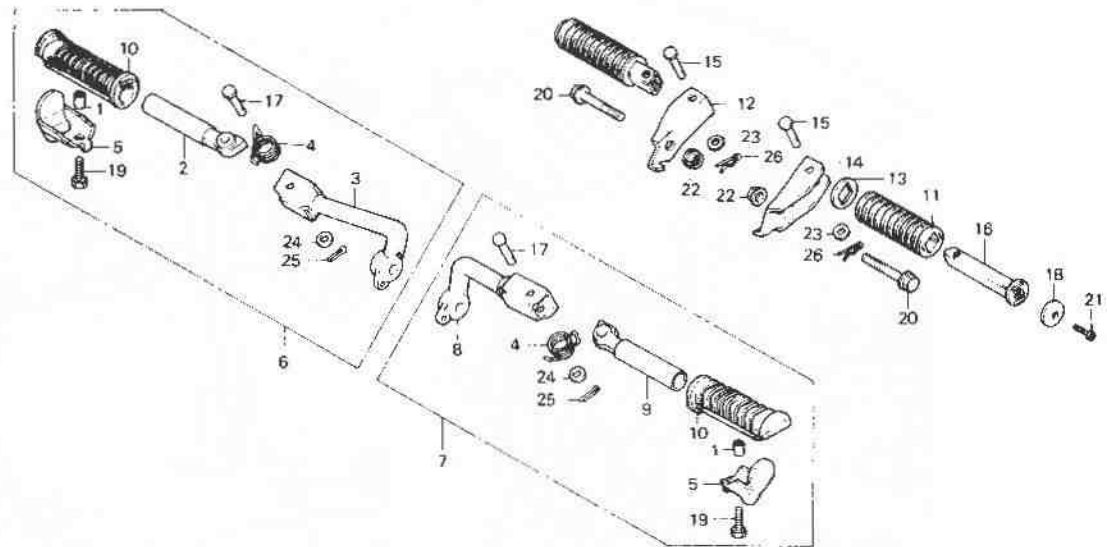
**F-20-2**

Step  
(CB750Lz)

Repose pieds  
(CB750Lz)

Tritt  
(CB750Lz)

Estribo  
(CB750Lz)



←FWD

B425 05

Service item	F.R.T.	Ref. No.	Part No.	Description	Rec'd. No.				Serial No.	Area code
					K7	LZ	KA	KB		
		13	50712-371-980	WASHER, PILLION STEP		2				
		14	50712-425-000	BRACKET, L. PILLION STEP		1				
		15	50714-425-870	PIN B, STEP		2				
		16	50715-371-980	BAR, PILLION STEP		2				
		17	50716-445-000	PIN, STEP BAR JOINT		2				
		18	50717-371-980	COVER, PILLION STEP		2				
		19	90104-430-000	BOLT, FR. BOTTOM CASE		2				
		20	90182-438-000	BOLT, SPECIAL FLANGE, 10X40		2				
		21	93700-04012-0B	SCREW, DVAL, 4X12		2				
		22	94050-10000	NUT, FLANGE, 10MM		2				
		23	94101-06200	WASHER, PLAIN, 6MM		2				
		24	94101-08200	WASHER, PLAIN, 8MM		2				
		25	94201-16150	PIN, SPLIT, 1.6X15		2				

**2-D3**

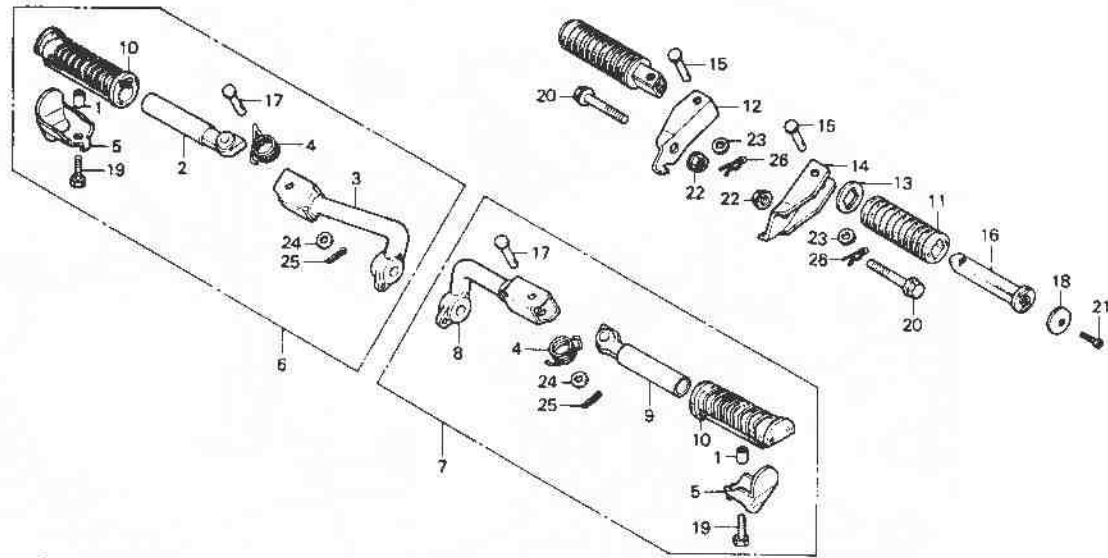
**F-20-2**

Step  
(CB750Lz)

Repose pieds  
(CB750Lz)

Tritt  
(CB750Lz)

Estribo  
(CB750Lz)



← FWD

B425-65

Service item	F.R.T.	Ref. No.	Part No.	Description	Reqd. No.				Serial No.	Area code
					Kz	Lz	Ka	Kb		
		26	94251-06000	PIN, LOCK, 6MM		2				

2-D4

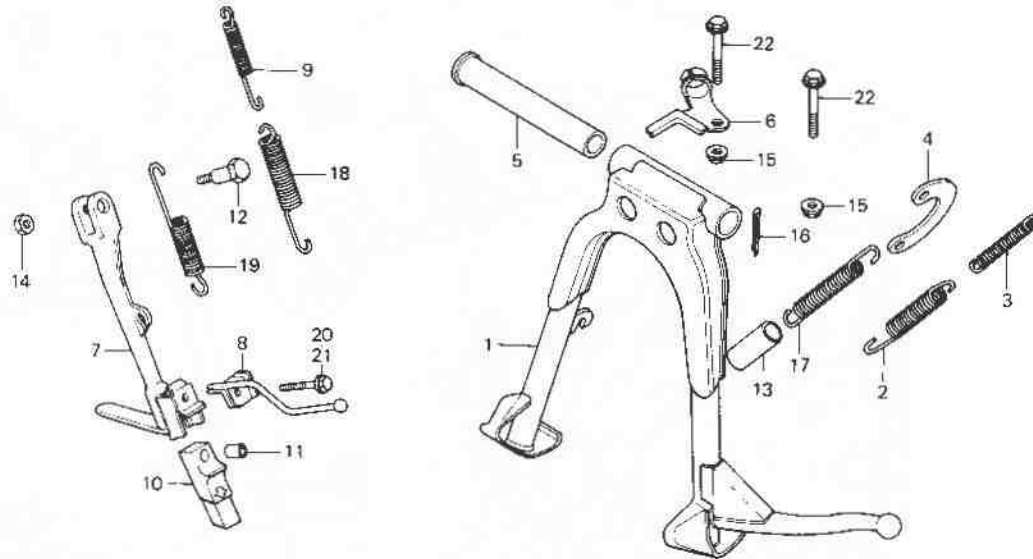
F-21

Stand

Bequille

Ständer

Estante



B425-46

Service item	F.R.T.	Ref. No.	Part No.	Description	Reqd. No				Serial No.	Area code
					Kz	Lz	KA	Kb		
STAND, MAIN	0.5	1	50500-425-010	STAND, MAIN	1	1				
SPRING, MAIN STAND	0.2		50500-425-020	STAND, MAIN			1	2109728	CM,DK,E,ED,U	
BAR COMP., SIDE STAND							1	2109729	CM,DK,E,ED,U	
BAR COMP., TREAD	0.1						1		DM,F,G,SA,YA	
SPRING A, SIDE STAND							1		CM,DK,E,ED,U	
		2	50510-413-610	SPRING, MAIN STAND	1	1	1		G	
		3	50521-425-610	SUB SPRING, MAIN STAND	1	1	1		G	
		4	50523-425-000	PLATE, MAIN STAND SPRING	1	1	1			
		5	50526-300-000	PIPE, MAIN STAND PIVOT	1	1	1			
		6	50527-425-000	GUIDE, DRAIN TUBE	1	1	1			
		7	50530-425-000	BAR COMP., SIDE STAND	1	1				
			50532-425-300	BAR, SIDE STAND	1			2111277	CM,E,ED,F,G,SA,U	
			50530-425-010	BAR COMP., SIDE STAND			1	2111278	DK,DM	
							1		CM,E,ED,F,G,SA,U	
							1		YA	

1980.12.10

E

2-D4

2-D5

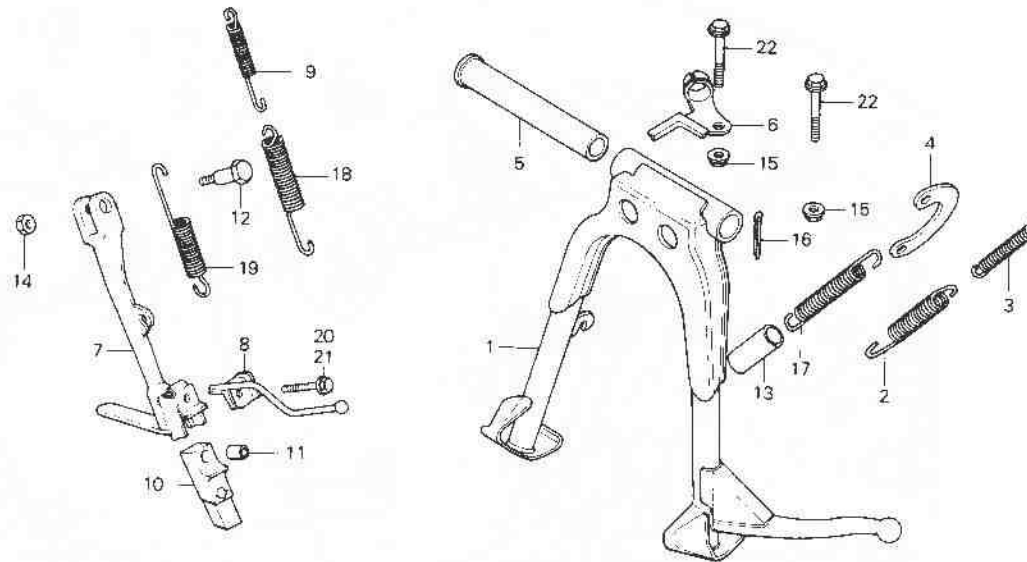
F-21

Stand

Bequille

Ständer

Estante



B425-46

Service item	F.R.T.	Ref. No.	Part No.	Description	Read No. CB750				Serial No.	Area code
					Kz	Lz	KA	Kb		
			50532-425-310	BAR, SIDE STAND				1	2111128	DK,DM
		8	50534-425-000	BAR COMP., TREAD	1	1	1	1		CM,E,ED,F,G,U,YA
			50534-425-680	BAR COMP., TREAD				1		DK,DM,SA
		9	50542-341-610	SUB SPRING, SIDE STAND	1				2031922	G
			50542-438-000	SUB SPRING, SIDE STAND	1				2031923	G
		10	50548-356-700	RUBBER, STAND			1	1		G
					1	1	1	1		CM,E,ED,F,G,U,YA
								1		DK,DM,SA
		11	50549-356-700	COLLAR, STAND RUBBER SETTING	1	1	1	1		CM,E,ED,F,G,U,YA
								1		DK,DM,SA
		12	90108-425-000	BOLT, SIDE STAND PIVCT	1		1	1		
			90108-425-870	BOLT, SIDE STAND PIVCT			1			
		13	90125-410-000	COVER, MAIN STAND SPRING	1	1	1	1		CM,DK,DM,E,ED,F,SA,U,YA
		14	94031-10000	NUT, HEX., 10MM	1	1	1	1		

1960.12.10

E

2-D5

**2-D6**

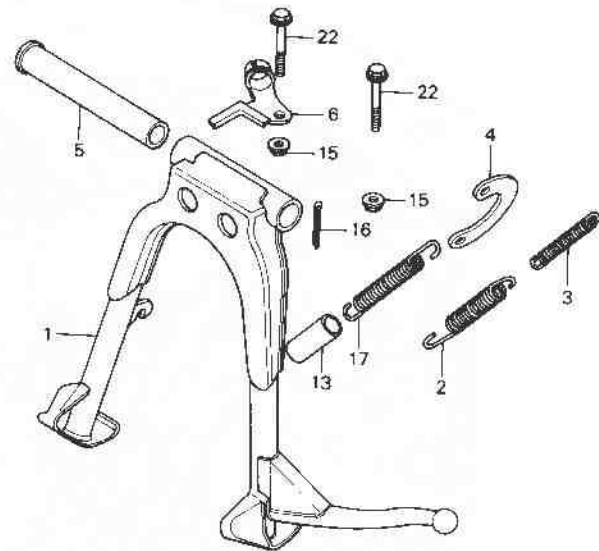
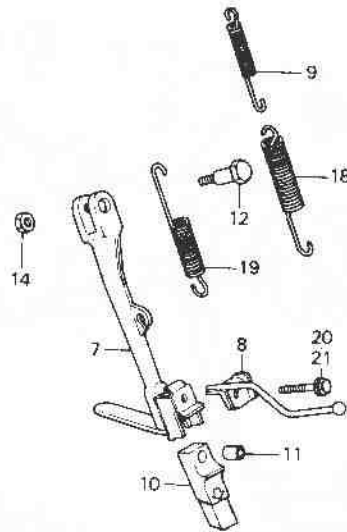
**F-21**

Stand

Bequille

Ständer

Estante



←FWD

8425-46

Service Item	F.R.T.	Ref. No.	Part No.	Description	Reqd. No.				Serial No.	Area code
					Kz	Lz	KA	Ke		
		15	94050-08000	NUT, FLANGE, 8MM	2	2	2	2		
		16	94201-25250	PIN, SPLIT, 2.5X25	1	1	1	1		
		17	95014-71702	SPRING G, MAIN STAND	1		1	1		CM,DK,DM,E,ED,F,SA,U,YA
			91571-425-870	SPRING G, MAIN STAND			1			
		18	95014-72102	SPRING A, SIDE STAND	1		1	1		G
		19	95014-72402	SPRING D, SIDE STAND	1		1	1		CM,DK,DM,E,ED,F,SA,U,YA
			91570-425-870	SPRING D, SIDE STAND			1			
		20	95700-06012-00	BOLT, FLANGE, 6X12	1		1			DK,DM,SA
		21	95700-06028-00	BOLT, FLANGE, 6X28	1		1	1		CM,E,ED,F,G,U,YA
			95700-06028-07	BOLT, FLANGE, 6X28			1	1		DK,DM,SA
		22	95700-08040-00	BOLT, FLANGE, 8X40	2	2	2	2		

1980.12.10

E

2-D6

2-D7

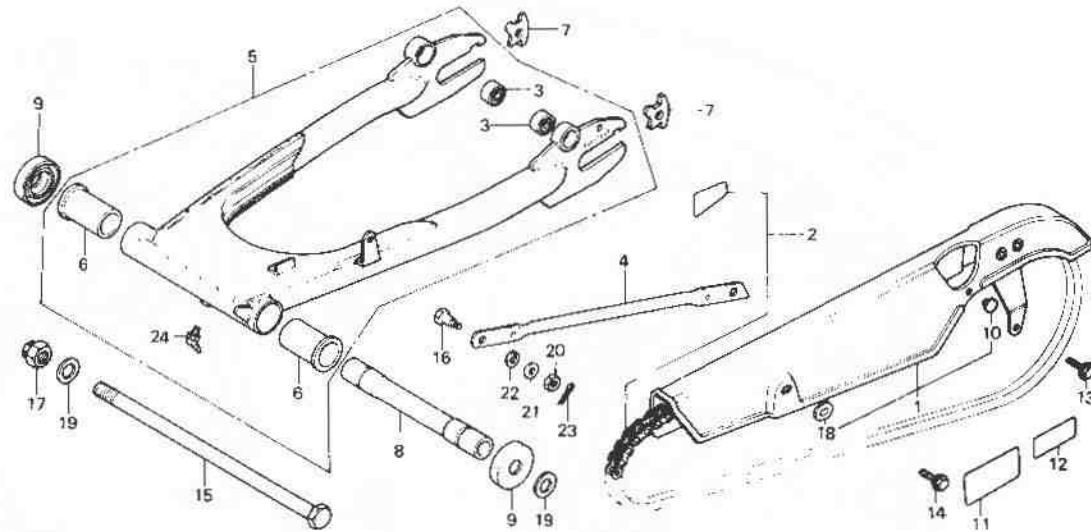
F-22

Rear fork · Chain case  
(CB750Kz · Lz)

Fourche arrière ·  
Carter de chaîne  
(CB750Kz · Lz)

Hintere Schwinge ·  
Kettenschutz  
(CB750Kz · Lz)

Horquilla trasera ·  
Caja de cadena  
(CB750Kz · Lz)



8425-47

Service item	F.R.T.	Ref. No.	Part No.	Description	Reqd. No.				Serial No.	Area code
					Kz	Lz	Ka	Ka		
CASE, DRIVE CHAIN	0.1	1	40510-425-000	CASE, DRIVE CHAIN	1				CM	
CHAIN SET, DRIVE (90L)	0.7				1			2026209	DK,DM,E,ED,F,G,SA,U	
BUSH, RR. CUSHION UNDER RUBBER	0.6		40510-425-870	CASE, DRIVE CHAIN		1				
COLLAR, RR. FORK CENTER			40510-425-010	CASE, DRIVE CHAIN				2026210	DK,DM,E,ED,F,G,SA,U	
FORK COMP., RR. *NH-1*	0.8	2	40535-425-621	CHAIN SET, DRIVE (90L)	1				F	
BUSH, RR. FORK PIVOT (ONE OR ALL)	1.0		40535-425-622	CHAIN SET, DRIVE (90L)	1				F	
ARM, RR. BRAKE STOPPER	0.2		40535-425-641	CHAIN SET, DRIVE (88L)	1				ED	
			40535-425-642	CHAIN SET, DRIVE (88L)	1				ED	
			40535-425-671	CHAIN SET, DRIVE (90L)	1				DK,DM,E,G,SA,U	
			40535-425-721	CHAIN SET, DRIVE (90L)	1				DK,DM,E,G,SA,U	
			40535-425-672	CHAIN SET, DRIVE (90L)	1				DK,DM,E,G,SA,U	
			40535-425-722	CHAIN SET, DRIVE (90L)	1				DK,DM,E,G,SA,U	

1980.12.10

E

2-D7

2-D8

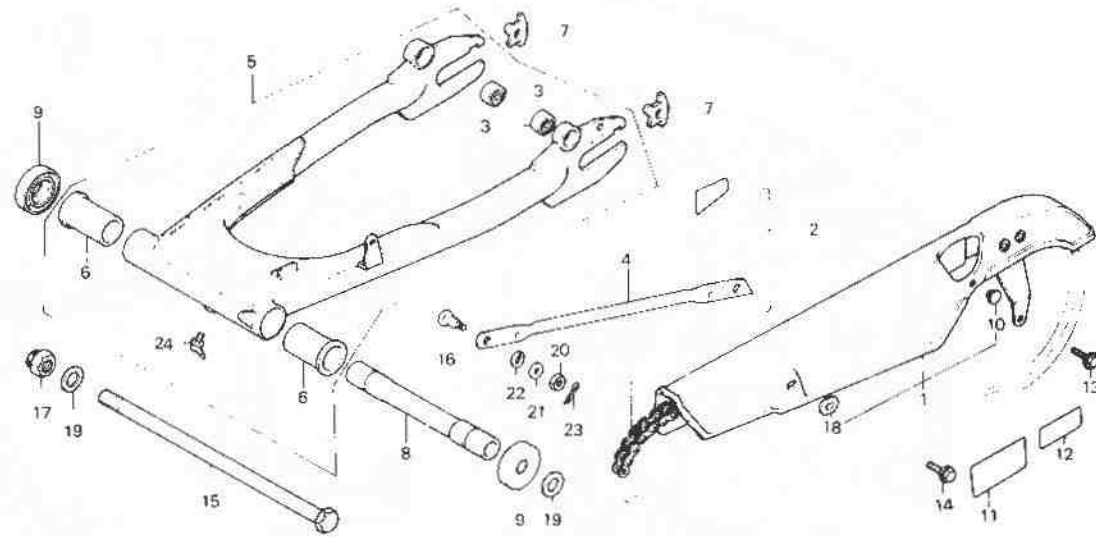
F-22

Rear fork · Chain case  
(CB750Kz · Lz)

Fourche arrière ·  
Carter de chaîne  
(CB750Kz · Lz)

Hintere Schwinge ·  
Kettenschutz  
(CB750Kz · Lz)

Horquilla trasera ·  
Caja de cadena  
(CB750Kz · Lz)



3425 47

Service item	F.R.T.	Ref. No.	Part No.	Description	Reqd. No				Serial No.	Area code
					Kz	Lz	Ka	Kb		
			40535-425-721	CHAIN SET, DRIVE (90L)	1	1				CM,DK,DM,E,F,G,SA,U
			40535-425-722	CHAIN SET, DRIVE (90L)	1	1				CM,DK,DM,E,F,G,SA,U
		3	40548-268-000	BUSH, RR. CUSHION UNDER RUBBER	2	2				
		4	43431-393-000	ARM, RR. BRAKE STOPPER	1	1				
		5	52100-425-010ZA	FORK COMP., RR. *NH-1*	1					
			52100-425-870ZA	FDRK ASSY., RR. *NH-1*		1				
		6	52108-422-300	BUSH, RR. FORK PIVOT	2	2				
		7	52136-405-000	STOPPER, CHAIN ADJUSTER	2					
			52136-425-870	STOPPER, CHAIN ADJUSTER		2				
		8	52141-422-010	COLLAR, RR. FORK CENTER	1			2013946		CM,E,ED,F,G,J
			52141-422-020	COLLAR, RR. FORK CENTER	1			2013947		CM,E,ED,F,G,U DK,DM,SA
					1					
						1				

1980.12.10

E

2-D8

**2-D9**

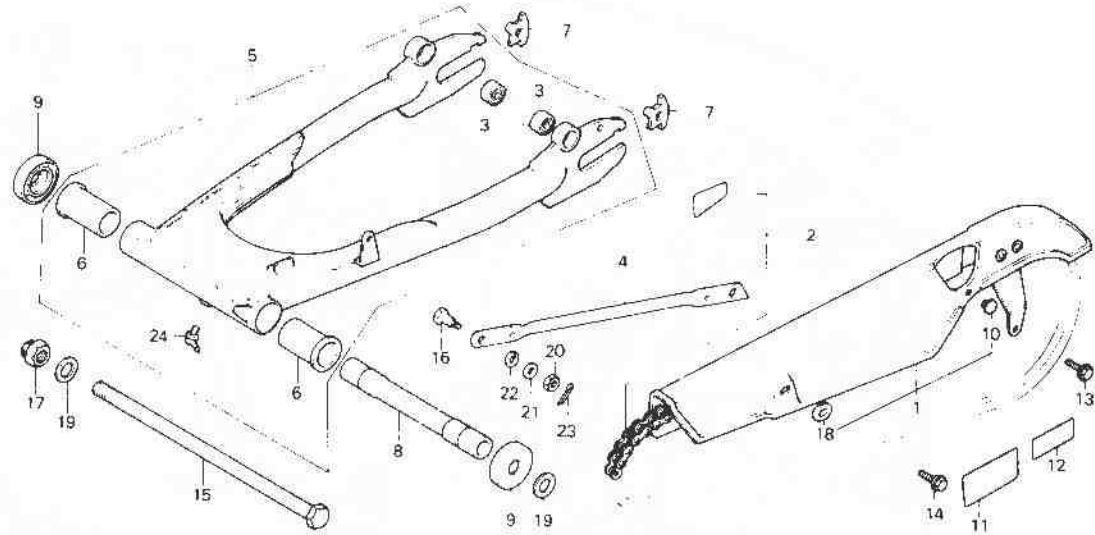
**F-22**

Rear fork • Chain case  
(CB750Kz • Lz)

Fourche arrière •  
Carter de chaîne  
(CB750Kz • Lz)

Hintere Schwinge •  
Kettenschutz  
(CB750Kz • Lz)

Horquilla trasera •  
Caja de cadena  
(CB750Kz • Lz)



FWD

3425-47

Service item	F.R.T.	Ref. No.	Part No.	Description	Reqd. No.				Serial No.	Area code
					Kz	Lz	Ka	Kb		
		9	52144-362-000	CAP, RR. FDRK DUST SEAL	2	2				
		10	80102-355-670	PLUG, USELESS HOLE	1					
		11	87505-425-610	MARK, TIRE CAUTION	1				E,ED,G,U	
			87505-425-620	MARK, TIRE CAUTION	1				F	
			87505-425-670	MARK, TIRE CAUTION	1				CM	
			87505-425-680	MARK, TIRE CAUTION	1				DK,DM	
			87505-425-720	MARK, TIRE CAUTION (FRENCH)	1				CM	
			87505-425-760	MARK, TIRE CAUTION	1				SA	
			87505-425-871	MARK, TIRE CAUTION		1				
			87505-425-881	MARK, TIRE CAUTION (FRENCH)		1				
		12	87507-425-610	MARK, DRIVE CHAIN CAUTION	1				DK,DM,E,ED,G,SA,U	
			87507-425-620	MARK, DRIVE CHAIN CAUTION	1				F	
		13	90107-425-870	BOLT, FLANGE, 6X10		1				
			95700-06012-07	BOLT, FLANGE, 6X12	1					
		14	90110-425-870	BOLT, FLANGE, 6X10		1				

1980.12.10

E

2-D9

**2-D10**

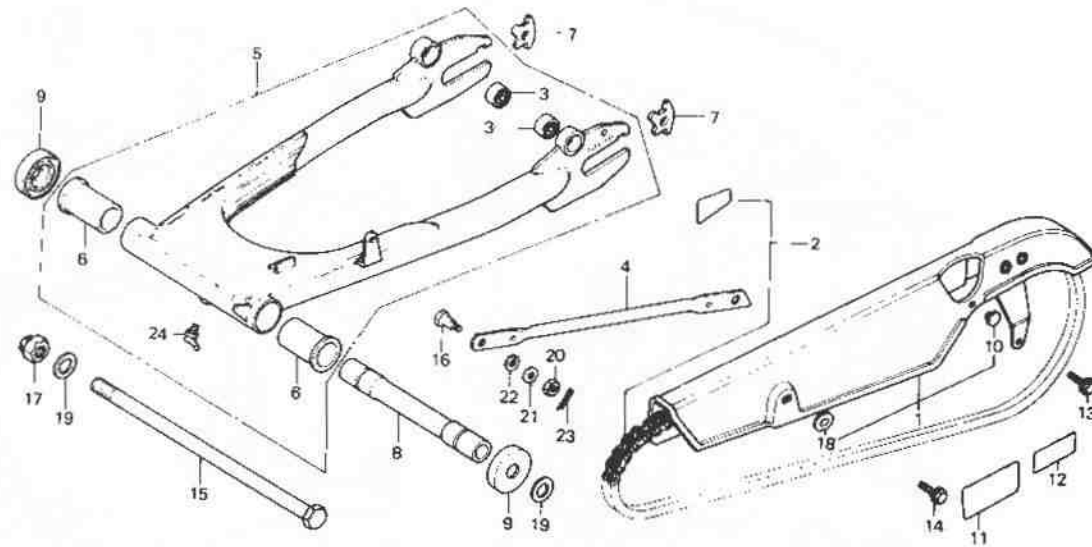
**F-22**

Rear fork · Chain case  
(CB750Kz · Lz)

Fourche arrière ·  
Carter de chaîne  
(CB750Kz · Lz)

Hintere Schwinge ·  
Kettenschutz  
(CB750Kz · Lz)

Horquilla trasera ·  
Caja de cadena  
(CB750Kz · Lz)



B475-47

Service item	F.R.T.	Ref. No.	Part No.	Description	Reqd. No				Serial No.	Area code
					CB750	Lz	KA	KB		
		15	95700-06012-07	BOLT, FLANGE, 6X12	1					
			90121-425-000	BOLT, RR. FORK PIVOT	1					CM,DK,DM,SA
			90121-425-610	BOLT, RR. FORK PIVOT	1					E,ED,F,G,U
			90121-425-870	BOLT, RR. FORK PIVOT		1				
		16	90133-286-000	BOLT, RR. BRAKE STOPPER ARM	1	1				
		17	90354-422-000	NUT, SELF LOCK, 14MM	1	1				
			90354-438-000	NUT, SELF LOCK, 14MM		1				
		18	90513-405-000	WASHER, 6X9	1					
		19	90600-422-000	WASHER, PLAIN, 14MM	1					CM,DK,DM,SA
			90600-425-870	WASHER, PLAIN, 14MM	2					E,ED,F,G,U
		20	94001-08000-0S	NUT, HEX., 8MM	1	1				
		21	94101-08000	WASHER, PLAIN, 8MM	1	1				
		22	94111-10000	WASHER, SPRING, 10MM	1	1				
		23	94201-20180	PIN, SPLIT, 2.0X18	1	1				

1980.12.10

E

2-D10

**2-D11**

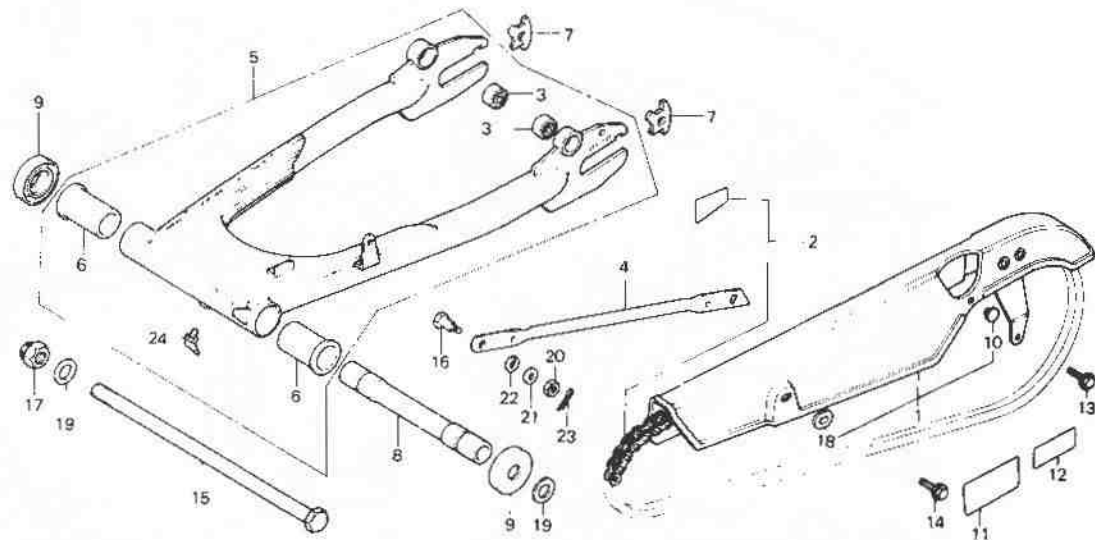
**F-22**

Rear fork · Chain case  
(CB750Kz · Lz)

Fourche arrière ·  
Carter de chaîne  
(CB750Kz · Lz)

Hintere Schwinge ·  
Kettenschutz  
(CB750Kz · Lz)

Horquilla trasera ·  
Caja de cadena  
(CB750Kz · Lz)



←FWD

B425-47

Service item	F.R.T.	Ref. No.	Part No.	Description	Reqd. No.				Serial No.	Area code
					Kz	Lz	Ka	Ke		
		24	96201-60000	NIPPLE, GREASE, C.T6	1	1				

1980.12.10

E

2-011

2-D12

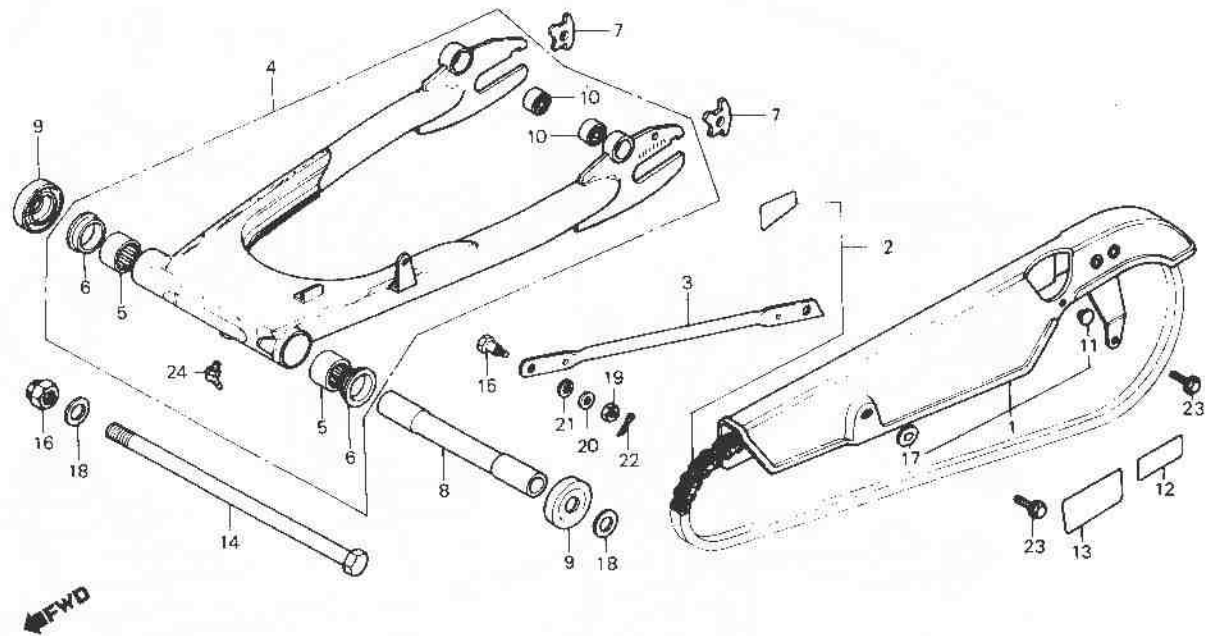
F-22-1

Rear fork · Chain case  
(CB750KA·KB)

Fourche arrière ·  
Carter de chaîne  
(CB750KA·KB)

Hintere Schwinge ·  
Kettenschutz  
(CB750KA·KB)

Horquilla trasera ·  
Caja de cadena  
(CB750KA·KB)



B425-90

Service item	F.R.T.	Ref. No.	Part No.	Description	Read No				Serial No.	Area code
					CB750	Kz	Lz	KA		
CASE, DRIVE CHAIN	0.1	1	40510-425-010	CASE, DRIVE CHAIN				1	1	
CHAIN SET, DRIVE	0.7	2	40535-425-643	CHAIN SET, DRIVE (106L DA100)				1	1	ED
COLLAR, RR. FORK CENTER			40535-425-644	CHAIN SET, DRIVE				1	1	ED
FORK COMP., RR. *NH-1*	0.8		40535-425-771	(106L TAKASAGO)				1	1	CM,DK,DM,E,F,G,SA,U,YA
BEARING, RR. FORK PIVOT	1.0		40535-425-772	CHAIN SET, DRIVE (108L)				1	1	CM,DK,DM,E,F,G,SA,U,YA
(ONE OR ALL)			43431-393-000	ARM, RR. BRAKE STOPPER				1	1	
ARM, RR. BRAKE STOPPER	0.2	4	52100-425-830ZB	FORK COMP., RR. *NH-1*				1	1	
		5	52108-425-831	BEARING, RR. FORK PIVOT				2	2	
			52108-425-832	(TOMUSON)				2	2	
			52108-425-832	BEARING, RR. FORK PIVOT (KOYD)				2	2	
		6	52109-425-831	BUSH, THRUST				2	2	
		7	52136-405-000	STOPPER, CHAIN ADJUSTER				2	2	
		8	52141-425-830	COLLAR, RR. FORK CENTER				1	1	
		9	52144-425-831	CAP, DUST SEAL				2	2	

1980.12.10

E

2-D12

**2-D13**

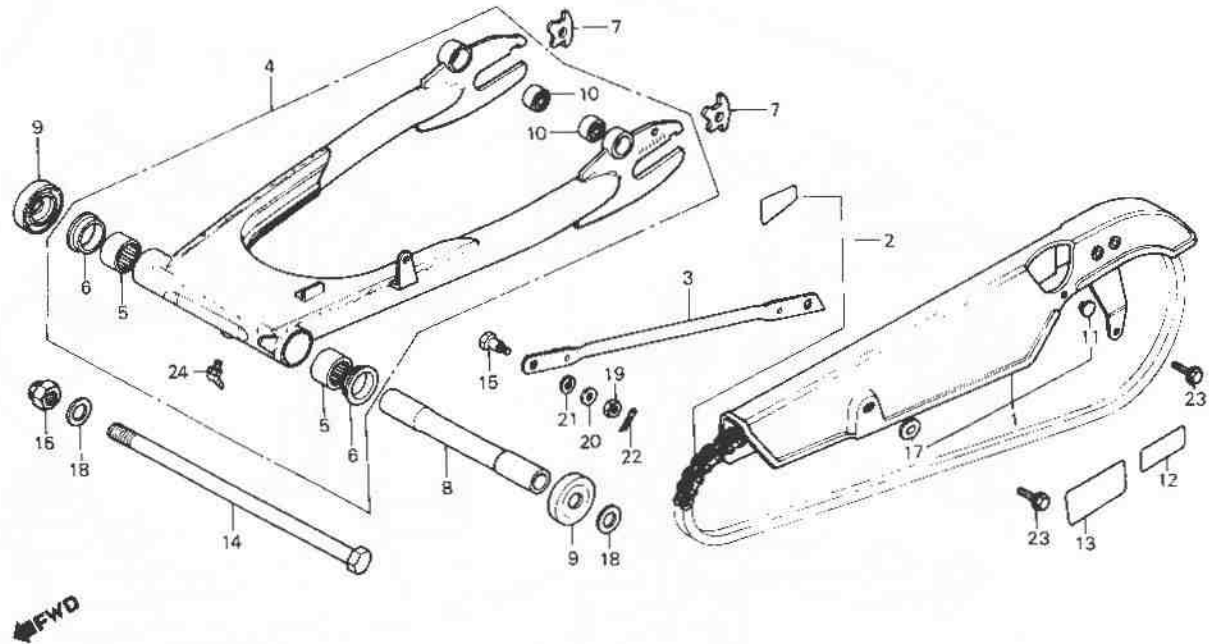
**F-22-1**

Rear fork · Chain case  
(CB750KA·KB)

Fourche arrière ·  
Carter de chaîne  
(CB750KA·KB)

Hintere Schwinge ·  
Kettenschutz  
(CB750KA·KB)

Horquilla trasera ·  
Caja de cadena  
(CB750KA·KB)



B425-90

Service item	F.R.T.	Ref. No.	Part No.	Description	Reord. No. CB750				Serial No.	Area code
					K7	L2	KA	Ke		
		10	52451-357-000	BUSH, RR, DAMPER			2	2		
		11	80102-355-670	PLUG, USELESS HOLE			1	1		
		12	87505-425-610	MARK, TIRE CAUTION			1			E,ED,G,U,YA
			87505-425-620	MARK, TIRE CAUTION			1			F
			87505-425-680	MARK, TIRE CAUTION			1			DK,DM
			87505-425-760	MARK, TIRE CAUTION			1			SA
			87505-425-770	MARK, TIRE CAUTION			1			CM
			87505-425-780	MARK, TIRE CAUTION (FRENCH)			1			CM
			87505-MA4-610	MARK, TIRE CAUTION				1		DK,DM,E,ED,G,U
			87505-MA4-620	MARK, TIRE CAUTION (FRANCE)				1		F
			87505-MA4-660	MARK, TIRE CAUTION				1		SA
			87505-MA4-670	MARK, TIRE CAUTION				1		CM
			87505-MA4-720	MARK, TIRE CAUTION (FRENCH)				1		CM
		13	87507-425-611	MARK, DRIVE CHAIN CAUTION			1	1		DK,DV,E,ED,G,SA,U,YA
			87507-425-621	MARK, DRIVE CHAIN CAUTION (FRENCH)			1	1		F

1980.12.10

E

2-D13

2-D 14

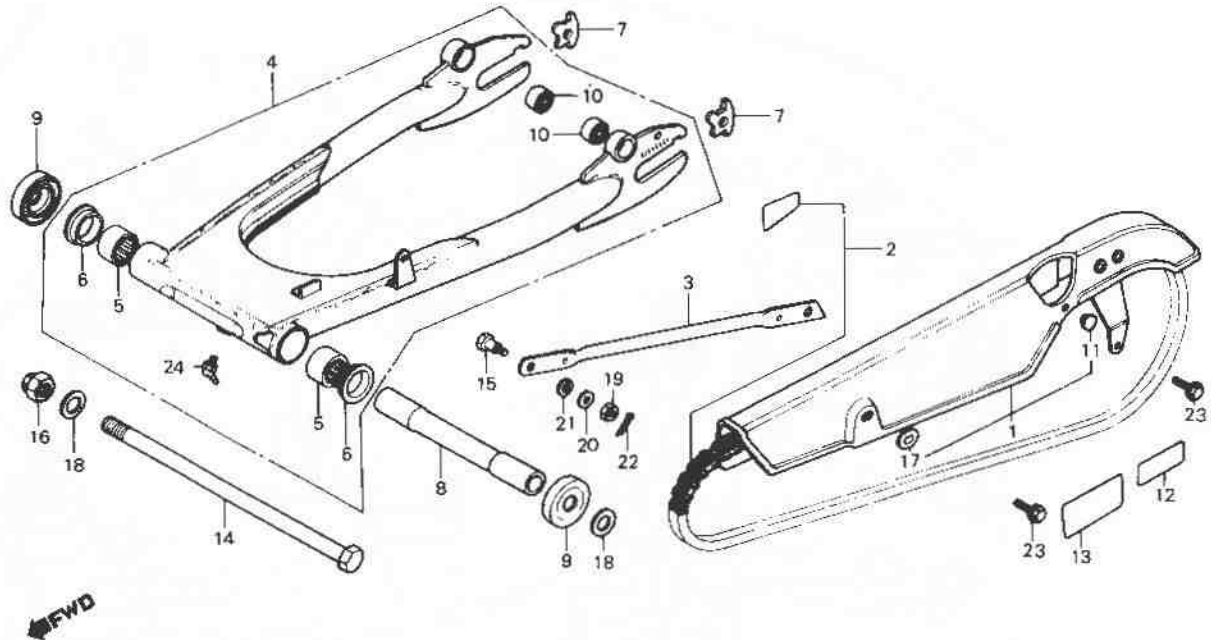
F-22-1

Rear fork · Chain case  
(CB750KA·KB)

Fourche arrière ·  
Carter de chaîne  
(CB750KA·KB)

Hintere Schwinge ·  
Kettenschutz  
(CB750KA·KB)

Horquilla trasera ·  
Caja de cadena  
(CB750KA·KB)



B425-90

Service item	F.R.T.	Ref. No.	Part No.	Description	Reqd. No.				Serial No.	Area code
					CB750	Kz	Lz	KA		
			87512-425-770	MARK, ACCESSORIES & LOADING CAUTION	1					CM
			87512-425-780	MARK, ACCESSORIES & LOADING CAUTION (FRENCH)	1					CM
			87512-MA4-670	MARK, ACCESSORIES & LOADING CAUTION			1			CM
			87512-MA4-720	MARK, ACCESSORIES & LOADING CAUTION (FRENCH)			1			CM
		14	90121-425-830	BOLT, RR. FORK PIVOT	1	1				CM DK,DM,SA
			90121-445-770	BOLT, RR. FORK PIVOT	1	1				E,ED,F,G,U,YA DK,DM,SA
		15	90133-286-000	BOLT, RR. BRAKE STOPPER ARM	1	1				
		16	90354-425-830	NUT, SELF LOCK, 16MM	1	1				
		17	90513-405-000	WASHER, 6X9	1	1				
		18	90600-425-830	WASHER, PLAIN, 16MM	2	2				
		19	94001-08000-0S	NUT, HEX., 8MM	1	1				
		20	94101-08000	WASHER, PLAIN, 8MM	1	1				

1980.12.10

E

2-D14

**2-D15**

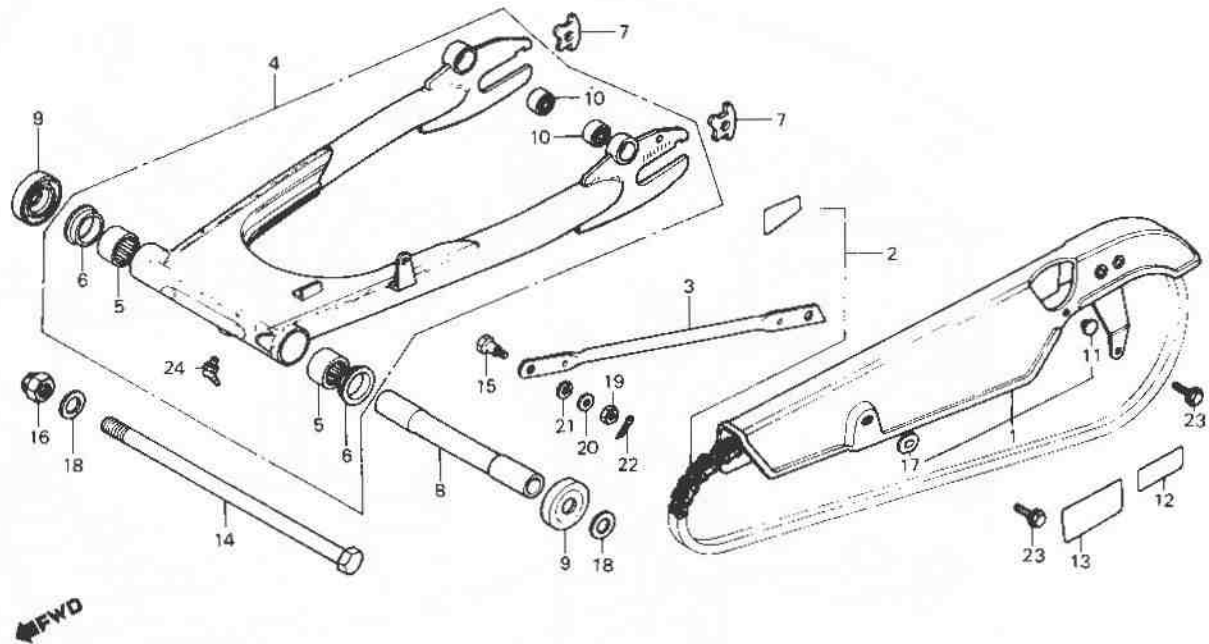
**F-22-1**

Rear fork • Chain case  
(CB750KA•KB)

Fourche arrière •  
Carter de chaîne  
(CB750KA•KB)

Hintere Schwinge •  
Kettenschutz  
(CB750KA•KB)

Horquilla trasera •  
Caja de cadena  
(CB750KA•KB)



B42b 90

Service Item	F.R.T.	Ref. No.	Part No.	Description	Reqd. No.				Serial No.	Area code
					CB750	Kz	Lz	KA		
		21	94111-10000	WASHER, SPRING, 10MM			1	1		
		22	94201-20180	PIN, SPLIT, 2.0X18			1	1		
		23	95700-06012-07	BOLT, FLANGE, 6X12			2	2		
		24	96201-60000	NIPPLE, GREASE, C.T6			1	1		

1980.12.10

E

2-D15

**2-D16**

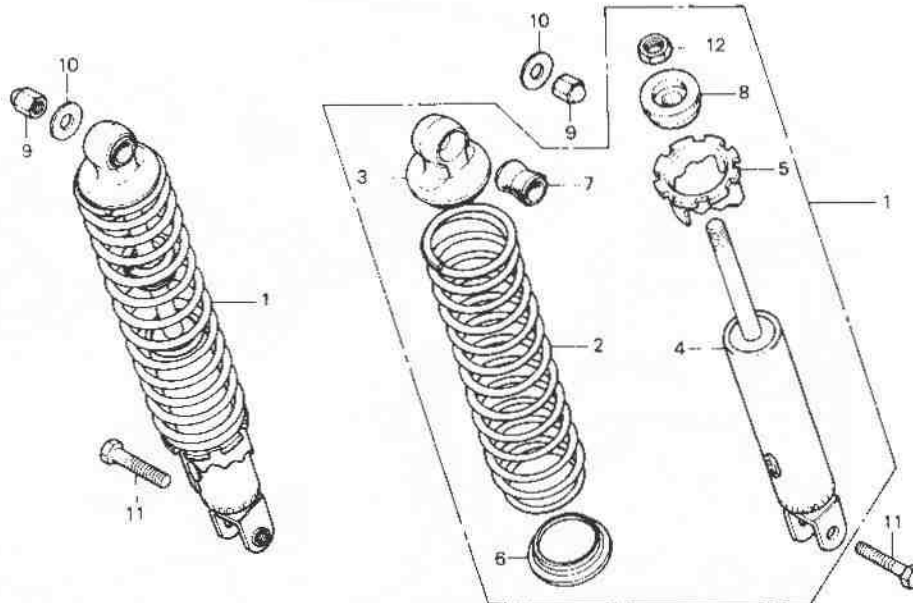
**F-23**

Rear cushion

Amortisseur arrière

Hinterer Stoßdämpfer

Amortiguador trasero



←FWD

642b 63

Service item	F.R.T.	Ref. No.	Part No.	Description	Reqd. No.				Serial No.	Area code				
					CB750	K/	Lz	Ka			Kb			
CUSHION ASSY., RR. DAMPER COMP., RR. INC. RELATIVE PART	0.1 0.3	1	52400-425-003	CUSHION ASSY., RR. 52400-425-013	2					CM, YA				
			52400-425-871	CUSHION ASSY., RR.		2			2119815	DK, DM, E, ED, F, G, SA, U				
			52400-MA4-671	CUSHION ASSY., RR. 52400-MA4-672			2			BM204790	CM			
			52400-MA4-672	CUSHION ASSY., RR.				2		BM204791	CM			
			52400-425-013	CUSHION ASSY., RR.			2			2119816	DK, DM, E, ED, F, G, SA, U			
			52401-425-000	SPRING, RR. CUSHION	2		2	2						
			52401-425-870	SPRING, RR. CUSHION			2							
			52403-425-003	JOINT COMP., UPPER	2		2	2						
			52403-425-871	JOINT COMP., UPPER			2							
			52410-425-003	DAMPER COMP., RR. 52410-425-013			2					CM, YA		
												2119815	DK, DM, E, ED, F, G, SA, U	
												BM204790	CM	
													2119816	DK, DM, E, ED, F, G, SA, U
													BM204791	CM
										DK, DM, E, ED, F, G, SA, U				

2-E1

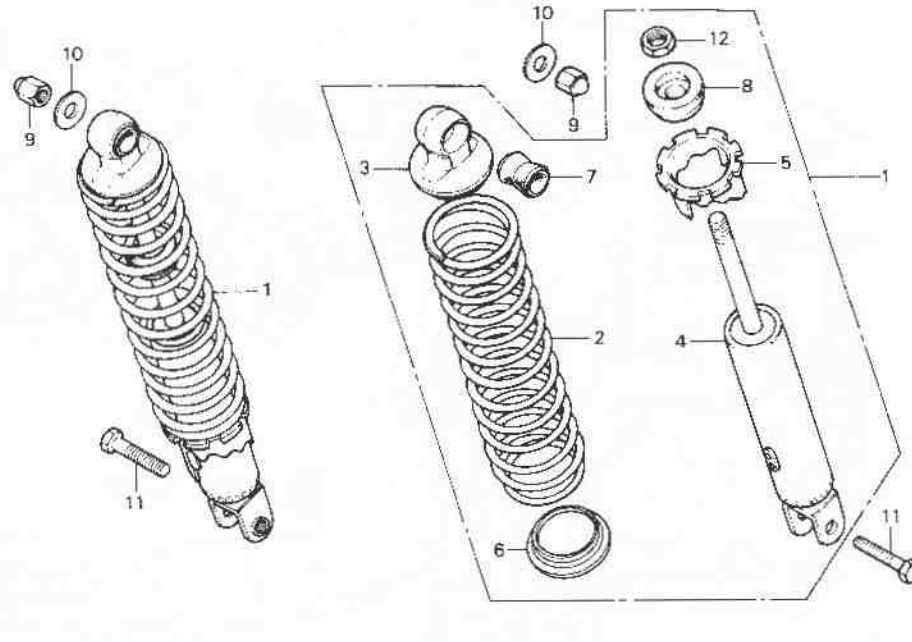
F-23

Rear cushion

Amortisseur arrière

Hinterer Stoßdämpfer

Amortiguador trasero



B425-63

Service item	F.R.T.	Ref. No.	Part No.	Description	Reqd. No.				Serial No.	Area code
					Kz	Lz	KA	KH		
		5	52422-404-003	ADJUSTER, SPRING	2		2	2		
			52422-425-871	ADJUSTER, SPRING			2			
		6	52458-329-000	SEAT, RR. CUSHION SPRING UNDER	2	2	2	2		
		7	52484-292-000	RUBBER, JOINT	2	2	2	2		
		8	52517-404-003	RUBBER, STOPPER	2	2	2	2		
		9	90309-315-000	NUT, RR. CUSHION UPPER	2		2	2		
			90309-371-980	NUT, RR. CUSHION UPPER			2			
		10	90521-292-000	WASHER, 10.3MM	2		2	2		
			90521-371-980	WASHER, 10.3MM			2			
		11	91911-371-980	BOLT, HEX., 10X32			2			
			93200-10032-0A	BOLT, HEX., 10X32	2		2			
			93000-10032-0A	BOLT, HEX., 10X32						2
		12	94002-10000-05	NUT, HEX., 10MM	2	2	2	2		2

1980.12.10

E

2-E1

2-E2

F-24

Rear fender

(CB750Kz, KA-DK, DM, E, ED, F, G, SA, U, YA)  
(CB750Kb- DK, DM, E, ED, F, G, SA, U)

Garde-boue arrière

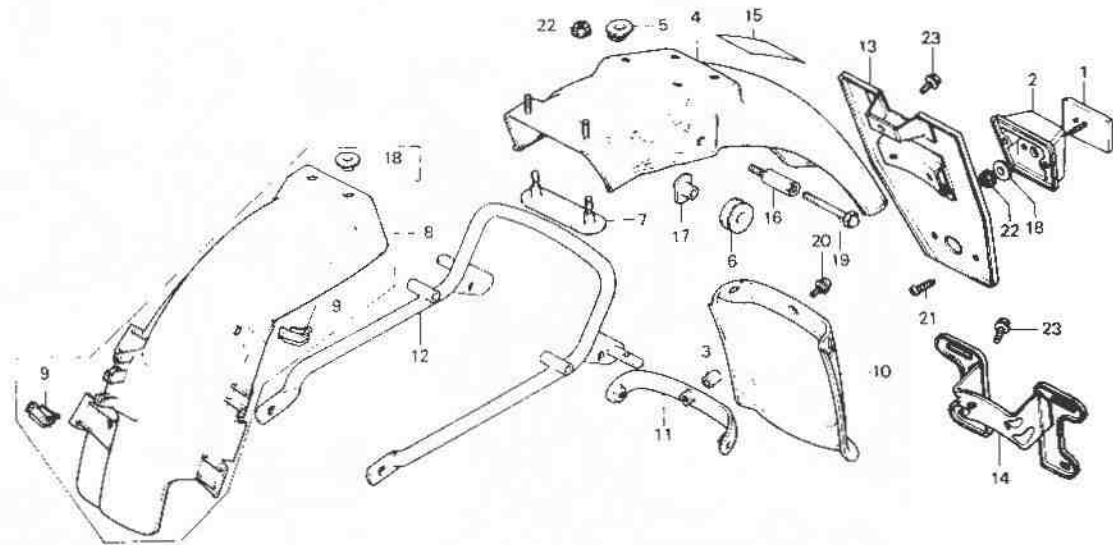
(CB750Kz, KA-DK, DM, E, ED, F, G, SA, U, YA)  
(CB750Kb- DK, DM, E, ED, F, G, SA, U)

Hinterer Kotflügel

(CB750Kz, KA-DK, DM, E, ED, F, G, SA, U, YA)  
(CB750Kb- DK, DM, E, ED, F, G, SA, U)

Parafango trasero

(CB750Kz, KA-DK, DM, E, ED, F, G, SA, U, YA)  
(CB750Kb- DK, DM, E, ED, F, G, SA, U)



B425-48

Service item	F.R.T.	Ref. No.	Part No.	Description	Reqd. No			Serial No.	Area code
					CB750	KA	Kb		
FENDER A, RR.	0.3	1	33741-415-601	REFLECTOR, RR, REFLEX (STANLEY)	1	1	1	E, ED, F, G, YA	
FENDER B, RR.		2	33745-425-610	BASE, RR, REFLEX REFLECTOR	1	1	1	E, ED, F, G, YA	
BUMPER COMP., RR.	0.1	3	78326-909-610	COLLAR, 10MM	3	3	3	ED	
MUDGUARD, RR. FENDER BRACKET, NUMBER PLATE	0.2	4	80100-425-000	FENDER A, RR.	1	1	1	CM	
			80100-425-610	FENDER A, RR.	1	1	1	DK, DM, SA, U	
			80100-425-640	FENDER A, RR.	1	1	1	E, F, G, YA	
		5	80102-425-000	RUBBER A, RR. FENDER	2	2	2	DK, DM, SA, U	
			80103-425-000	RUBBER B, RR. FENDER	2	2	2	ED	
		7	80104-425-000	PLATE, RR. FENDER UNDER	1	1	1	CM	
			80105-425-000	FENDER B, RR.	1	1	1	DK, DM, SA, U	
			80106-425-610	FENDER ASSY. B, RR.	1	1	1	CM	
		9	80110-147-000	CLAMP, CABLE	2	2	2	DK, DM, SA, U	
					2	2	2	DK, DM, E, ED, F, G, SA, U, YA	

1980.12.10

E

2-E2

**2-E3**

**F-24**

**Rear fender**

(CB750Kz, KA-DK, DM, E, ED, F, G, SA, U, YA)  
(CB750Kb-DK, DM, E, ED, F, G, SA, U)

**Garde-boue arrière**

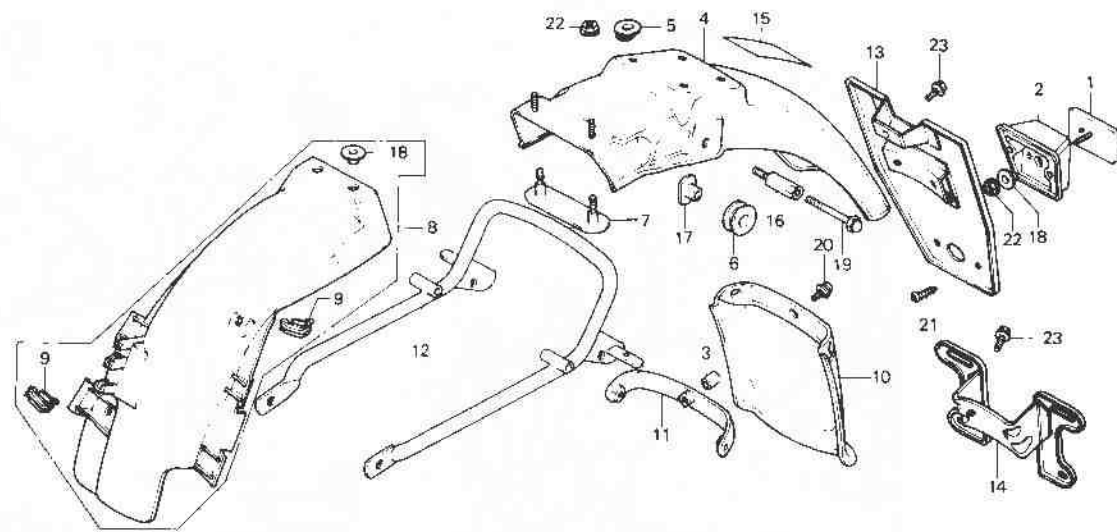
(CB750Kz, KA-DK, DM, E, ED, F, G, SA, U, YA)  
(CB750Kb-DK, DM, E, ED, F, G, SA, U)

**Hinterer Kotflügel**

(CB750Kz, KA-DK, DM, E, ED, F, G, SA, U, YA)  
(CB750Kb-DK, DM, E, ED, F, G, SA, U)

**Parafango trasero**

(CB750Kz, KA-DK, DM, E, ED, F, G, SA, U, YA)  
(CB750Kb-DK, DM, E, ED, F, G, SA, U)



9425 48

Service Item	F.R.T.	Ref. No.	Part No.	Description	Reqd. No				Serial No.	Area code
					Kz	Lz	KA	Kb		
		10	80121-425-640	MUDGUARD, RR. FENDER	1		1	1		ED
		11	80122-425-640	STAY, MUDGUARD	1		1	1		ED
		12	84100-425-000	BUMPER COMP., RR.	1					CM
			84100-425-610	BUMPER COMP., RR.	1		1	1		DK, DM, SA, U E, ED, F, G, YA
		13	84701-425-610	BRACKET, NUMBER PLATE	1		1	1		DK, DM, SA, U E, ED, F, G, YA
		14	84701-425-670	BRACKET, NUMBER PLATE	1			1		DK, DM, SA, U CM
		15	87512-422-300	MARK, ACCESSORIES LOADING CAUTION	1		1			DK, DM, SA, U CM
			87512-422-720	MARK, ACCESSORIES LOADING CAUTION (FRENCH)	1					CM
		16	90160-425-000	BDLT, RR. BUMPER SETTING	2					CM
					2		2	2		DK, DM, E, ED, F, G, SA, U, YA
		17	90362-425-000	NUT, SPECIAL, 8MM	2					CM
					2		2			DK, DM, SA, U

**2-E4**

**F-24**

**Rear fender**

(CB750Kz,KA-DK,DM,E,ED,F,G,SA,U,YA)  
(CB750Kb-DK,DM,E,ED,F,G,SA,U)

**Garde-boue arrière**

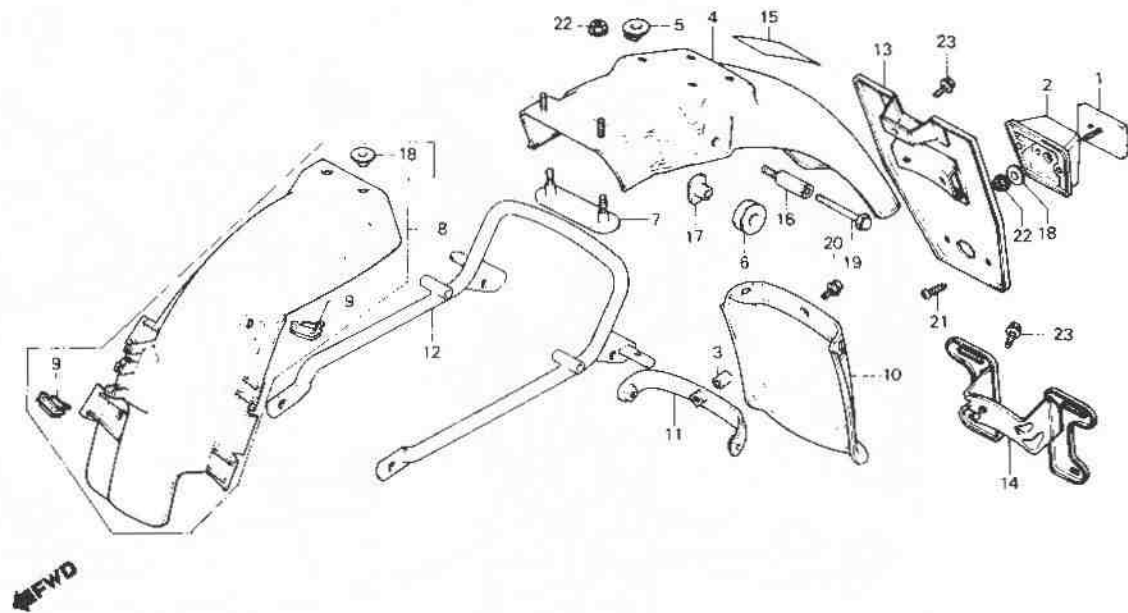
(CB750Kz,KA-DK,DM,E,ED,F,G,SA,U,YA)  
(CB750Kb-DK,DM,E,ED,F,G,SA,U)

**Hinterer Kotflügel**

(CB750Kz,KA-DK,DM,E,ED,F,G,SA,U,YA)  
(CB750Kb-DK,DM,E,ED,F,G,SA,U)

**Parafango trasero**

(CB750Kz,KA-DK,DM,E,ED,F,G,SA,U,YA)  
(CB750Kb-DK,DM,E,ED,F,G,SA,U)



B425-4B

Service item	F.R.T.	Ref. No.	Part No.	Description	Reqd. No				Serial No.	Area code
					CB750 Kz	Lz	KA	Kb		
		18	90512-300-000	WASHER, 6X20	3		3	3		E,ED,F,G,YA CM
		19	92500-08050-08	BOLT, CAP, 8X50	2		2	2		DK,DM,SA,U CM
		20	93891-06012-00	SCREW-WASHER, 6X12	2		2	2		DK,DM,E,ED,F,G,SA,U,YA ED
		21	93903-35380	SCREW, TAPPING, 5X16	2		2	2		E,ED,F,G,YA CM
		22	94050-06000	NUT, FLANGE, 6MM	2		2	2		DK,DM,SA,U E,ED,F,G,YA CM
		23	95700-06010-00	BOLT, FLANGE, 6X10	3		3	3		DK,DM,SA,U E,ED,F,G,YA CM

1980.12.10

E

2-E4

2-E5

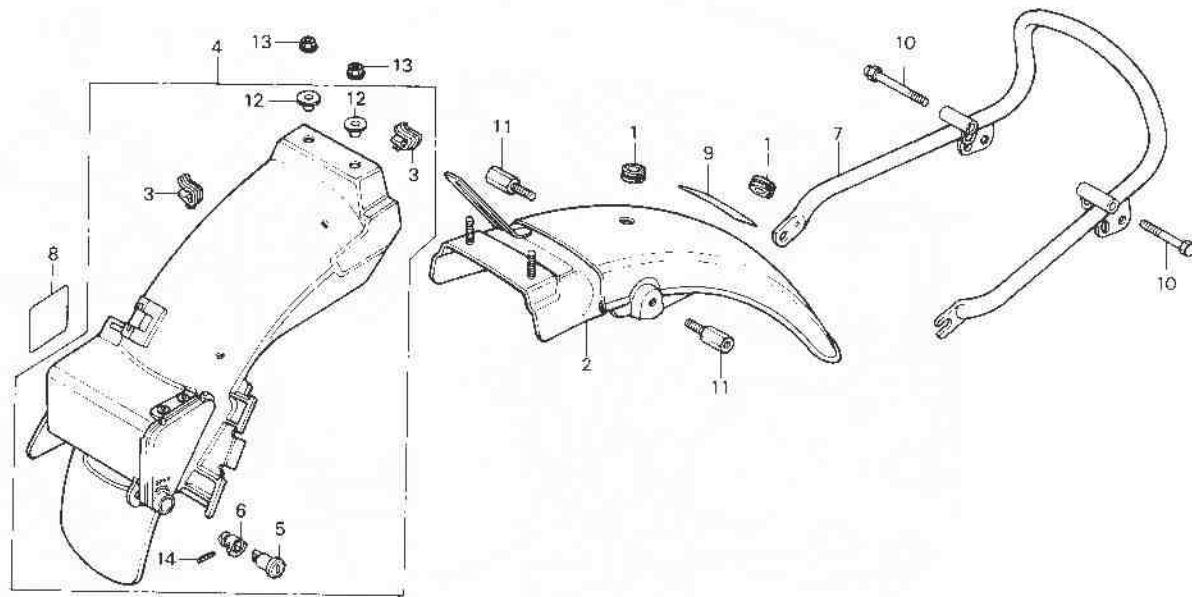
F-24-1

Rear fender  
(CB750LZ·KA·KB·CM)

Garde-boue arrière  
(CB750LZ·KA·KB·CM)

Hinterer Kotflügel  
(CB750LZ·KA·KB·CM)

Parafango trasero  
(CB750LZ·KA·KB·CM)



B425 /1A

Service item	F.R.T.	Ref. No.	Part No.	Description	Reqd. No.				Serial No.	Area code
					CB750	KA	KB	CM		
FENDER A, RR.	0.3	1	32983-011-000	GROMMET, WIRE HARNESS		2				
FENDER ASSY, B, RR.	0.2	2	80102-425-770	GROMMET, TAILLIGHT CORD		2	2			CM
BUMPER COMP., RR.		3	80100-425-870	FENDER A, RR.		1	1			CM
		3	80100-425-770	FENDER A, RR.		2	2	2		CM
		4	80110-147-000	CLAMP, CABLE		1	1	1		CM
		4	80120-438-000	FENDER ASSY, B, RR.		1	1	1		CM
		5	83507-438-000	BODY, KEY		1	1	1		CM
		6	83508-438-000	STOPPER, KEY BODY		1	1	1		CM
		7	84100-425-870	BUMPER COMP., RR.		1				CM
		7	84100-425-770	BUMPER, RR.		1	1			CM
		8	87506-MA5-670	MARK, BATTERY CAUTION				1		CM
		8	87506-MA5-720	MARK, BATTERY CAUTION (FRANCE)				1		CM
		9	87512-371-670	MARK, ACCESSORIES & LOADING CAUTION		1				CM
		9	87512-431-790	MARK, ACCESSORIES & LOADING CAUTION (FRENCH)		1				CM
		10	90112-425-870	BOLT, CAP, 8X50		2				CM
			92500-08050-GB	BOLT, CAP, 8X50		2	2			CM

1980.12.10

E

2-E5

**2-E6**

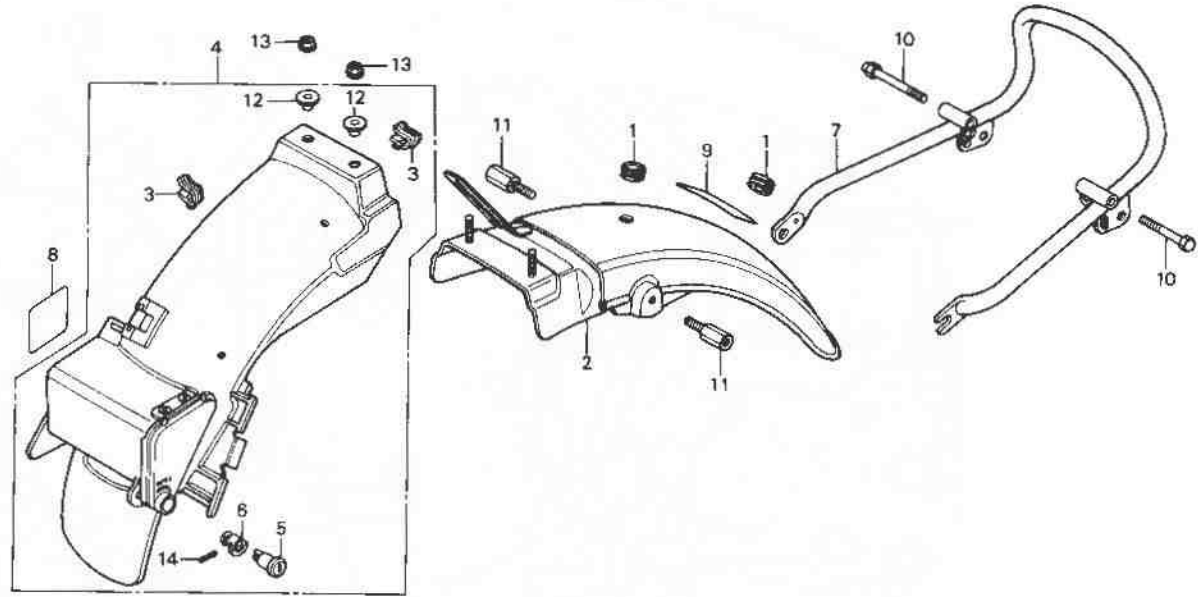
**F-24-1**

Rear fender  
(CB750LZ·KA·KB·CM)

Garde-boue arrière  
(CB750LZ·KA·KB·CM)

Hinterer Kotflügel  
(CB750LZ·KA·KB·CM)

Parafango trasero  
(CB750LZ·KA·KB·CM)



B425-71A

Service item	F.R.T.	Ref. No.	Part No.	Description	Reqd. No.				Serial No.	Area code
					CB750	Kz	Lz	KA		
		11	90160-425-870	BOLT, RR. BUMPER SETTING	2					CM
			90160-425-000	BOLT, RR. BUMPER SETTING		2	2			CM
		12	90512-300-000	WASHER, 6X20	2	2	2			CM
		13	94050-06000	NUT, FLANGE, 6MM	2	2	2			CM
		14	94305-20141	PIN, SPRING, 2X14	1	1	1			CM

1980.12.10

E

2-E6

2-E7

F-25

**Winker**

(CB750Kz-Kb-E,ED,F,G)  
(CB750Ka-E,ED,F,G,YA)

**Clignotant**

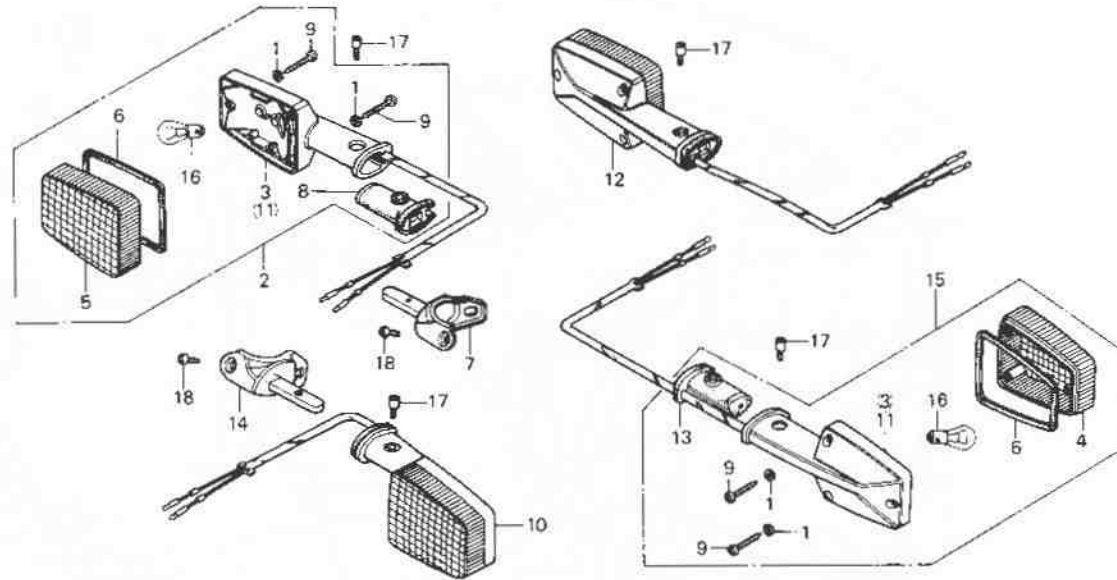
(CB750Kz-Kb-E,ED,F,G)  
(CB750Ka-E,ED,F,G,YA)

**Blinker**

(CB750Kz-Kb-E,ED,F,G)  
(CB750Ka-E,ED,F,G,YA)

**Luz intermitente**

(CB750Kz-Kb-E,ED,F,G)  
(CB750Ka-E,ED,F,G,YA)



←FWD

B425-50

Service item	F.R.T.	Ref. No.	Part No.	Description	Reqd. No.				Serial No.	Area code
					Kz	Lz	Ka	Ke		
WINKER ASSY. (ADD 0.1 FOR EACH.) INC. RELATED PART (EXC. RELATED PARTS BELOW) BULB (12V21W) (WHEN SERVICING COMP. UNIT, F.R.T. IS 0.2.)	0.2	1	33318-567-003	WASHER	12	12	12		E,ED,F,G,YA	
		2	33400-425-603	WINKER ASSY., R. FR.	1				E,ED,F,G	
	0.1			33400-425-611	WINKER ASSY., R. FR. (12V21W STANLEY)		1			E,ED,F,G,YA
			3	33400-426-631	WINKER ASSY., R. FR.			1		E,ED,F,G
				33401-425-602	BASE COMP., R. FR. WINKER	2				E,ED,F,G
				33401-438-601	BASE COMP., R. FR. WINKER		2			E,ED,F,G,YA
				33401-426-631	BASE COMP., R. FR. WINKER			2		E,ED,F,G
	4	33402-425-601	LENS, WINKER	2	2	2		E,ED,F,G,YA		
	5	33402-431-782	LENS, WINKER	2	2	2		E,ED,F,G,YA		
	6	33406-431-781	PACKING, WINKER LENS	4	4	4		E,ED,F,G,YA		
	7	33410-425-000	STAY, R. FR. WINKER	1	1			E,ED,F,G,YA		

2-E8

F-25

**Winker**

(CB750Kz-Kb-E,ED,F,G)  
(CB750KA-E,ED,F,G,YA)

**Clignotant**

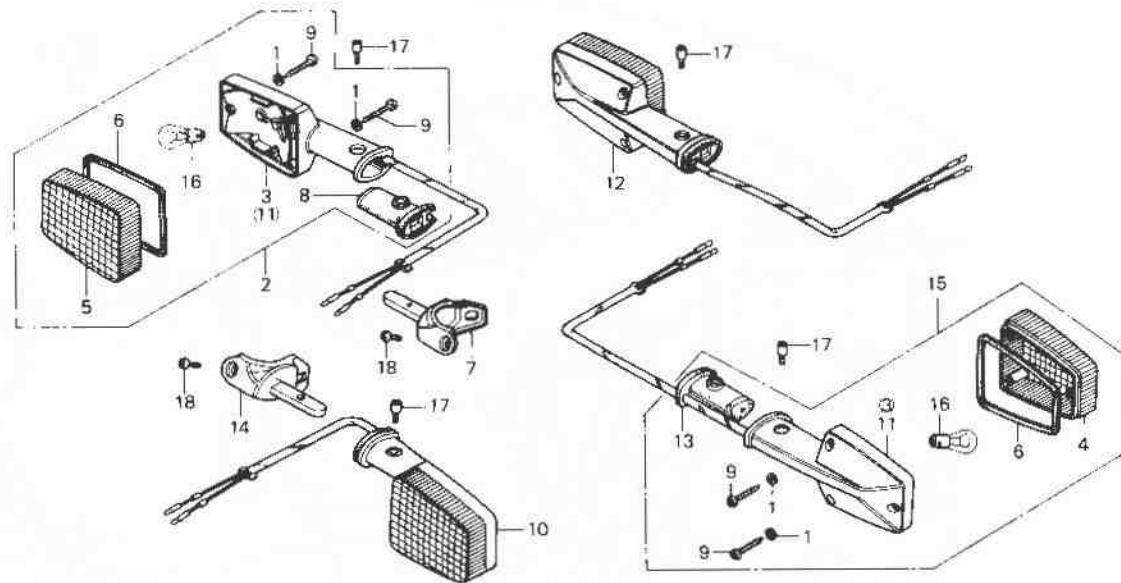
(CB750Kz-Kb-E,ED,F,G)  
(CB750KA-E,ED,F,G,YA)

**Blinker**

(CB750Kz-Kb-E,ED,F,G)  
(CB750KA-E,ED,F,G,YA)

**Luz intermitente**

(CB750Kz-Kb-E,ED,F,G)  
(CB750KA-E,ED,F,G,YA)



B425-50

Service item	F.R.T.	Ref. No.	Part No.	Description	Reqd. No.				Serial No.	Area code
					CB750	Kz	Lz	Ka		
			33410-445-630	STAY, R. FR. WINKER				1		E,ED,F,G
		8	33417-425-000	RUBBER, FR. WINKER	2		2			E,ED,F,G,YA
			33417-445-631	RUBBER, FR. WINKER MOUNTING				2		E,ED,F,G
		9	33420-431-780	SCREW, TAPPING, 4X25	12					E,ED,F,G
			93901-24680	SCREW, TAPPING, 4X25			12	12		E,ED,F,G,YA
		10	33450-425-603	WINKER ASSY., L. FR.	1					E,ED,F,G
			33450-425-611	WINKER ASSY., L. FR. (12V21W STANLEY)				1		E,ED,F,G,YA
			33450-426-631	WINKER ASSY., L. FR.					1	E,ED,F,G
		11	33451-425-602	BASE COMP., L. FR. WINKER	2					E,ED,F,G
			33451-438-601	BASE COMP., L. FR. WINKER			2			E,ED,F,G,YA
			33451-426-631	BASE COMP., L. FR. WINKER				2		E,ED,F,G

1980.12.10

E

2-E8

**2-E9**

**F-25**

**Winker**

(CB750Kz-Kb-E,ED,F,G)  
(CB750Ka-E,ED,F,G,YA)

**Clignotant**

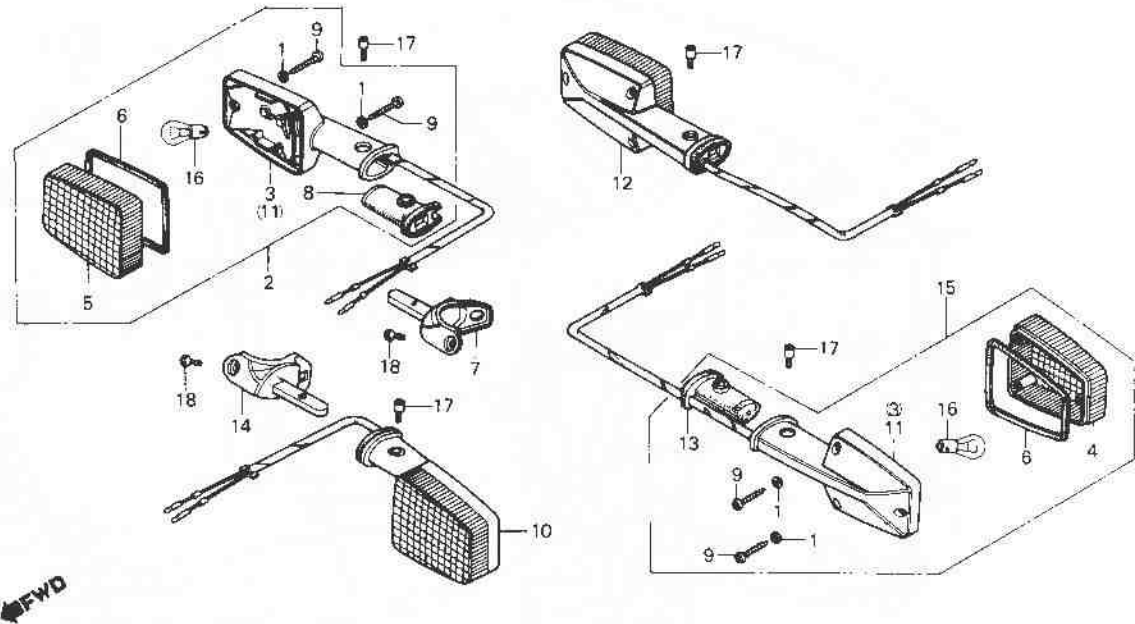
(CB750Kz-Kb-E,ED,F,G)  
(CB750Ka-E,ED,F,G,YA)

**Blinker**

(CB750Kz-Kb-E,ED,F,G)  
(CB750Ka-E,ED,F,G,YA)

**Luz intermitente**

(CB750Kz-Kb-E,ED,F,G)  
(CB750Ka-E,ED,F,G,YA)



B425-50

Service item	F.R.T.	Ref. No.	Part No.	Description	Read No				Serial No.	Area code
					CB750	Kz	Lz	KA		
		12	33600-425-603	WINKER ASSY., R. RR.	1					E,ED,F,G
			33600-438-602	WINKER ASSY., R. RR. (12V 21W)		1				E,ED,F,G,YA
			33600-426-631	WINKER ASSY., R. RR. (12V 23W)			1			E,ED,F,G
		13	33609-425-000	RUBBER, RR. WINKER MOUNTING	2	2				E,ED,F,G,YA
			33609-443-631	RUBBER, RR. WINKER MOUNTING			2			E,ED,F,G
		14	33610-425-000	STAY, L. FR. WINKER	1	1				E,ED,F,G,YA
			33610-443-630	STAY, L. FR. WINKER			1			E,ED,F,G
		15	33650-425-603	WINKER ASSY., L. RR. (12V 21W)	1					E,ED,F,G
			33650-438-602	WINKER ASSY., L. RR. (12V 21W)		1				E,ED,F,G,YA
			33650-426-631	WINKER ASSY., L. RR. (12V 23W)			1			E,ED,F,G

1980.12.10

E

2-E9

2-E10

F-25

**Winker**

(CB750Kz-KB-E,ED,F,G)  
(CB750KA-E,ED,F,G, YA)

**Clignotant**

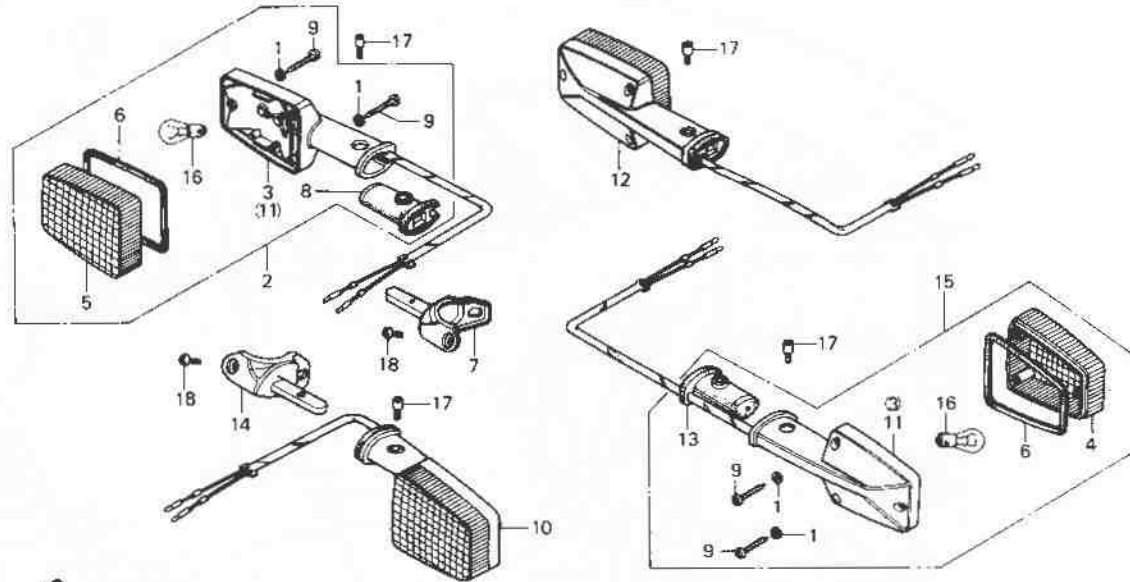
(CB750Kz-KB-E,ED,F,G)  
(CB750KA-E,ED,F,G, YA)

**Blinker**

(CB750Kz-KB-E,ED,F,G)  
(CB750KA-E,ED,F,G, YA)

**Luz intermitente**

(CB750Kz-KB-E,ED,F,G)  
(CB750KA-E,ED,F,G, YA)



B425-50

Service item	F.R.T.	Ref. No.	Part No.	Description	Reqd. No.				Serial No.	Area code
					Kz	Lz	KA	Kb		
		16	34908-634-611	BULB (12V21W)	4	4	4		E,ED,F,G, YA	
		17	90380-431-780	SCREW, OVAL, 5X8	4	4			E,ED,F,G, YA	
			90380-445-630	SCREW, OVAL, 5X8				4	E,ED,F,G	
		18	93500-06012-0G	SCREW, PAN, 6X12	2	2			E,ED,F,G, YA	
			93500-06010-0G	SCREW, PAN, 6X10				2	E,ED,F,G	

1980.12.10

E

2-E10

2-E11

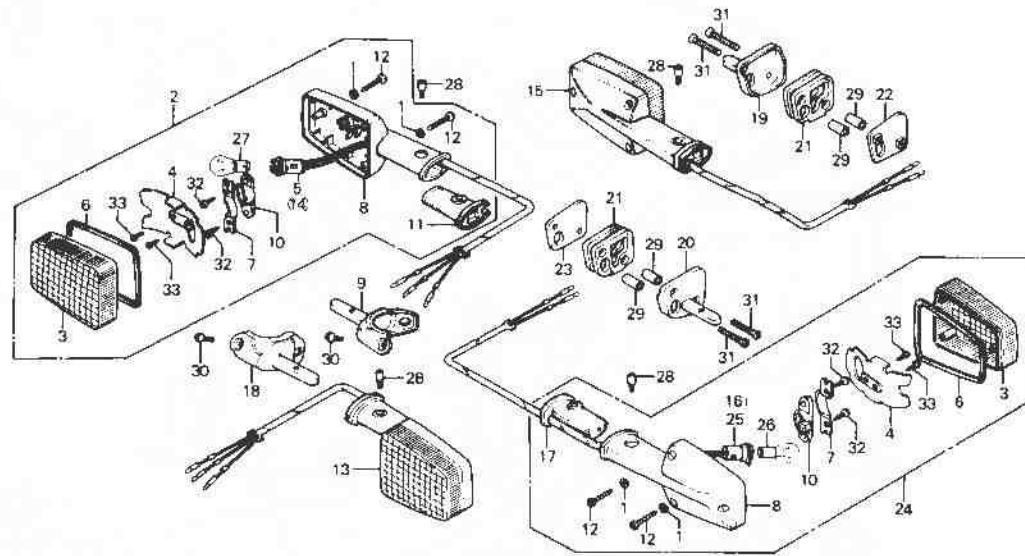
F-25-1

Winker  
(CB750Kz·Lz·Ka·Kb·Cm)

Clignotant  
(CB750Kz·Lz·Ka·Kb·Cm)

Blinker  
(CB750Kz·Lz·Ka·Kb·Cm)

Luz intermitente  
(CB750Kz·Lz·Ka·Kb·Cm)



FWD

B42b 66

Service item	F.R.T.	Ref. No.	Part No.	Description	Reqd. No. CB750				Serial No.	Area code	
					Kz	Lz	Ka	Kb			
WINKER ASSY. (ADD 0.1 FOR EACH.) INC. RELATIVE PART (EXC. RELATED PARTS BELOW) BULB, WINKER (12V23W) (WHEN SERVICING COMP., UNIT, F.R.T. IS 0.2.)	0.2	1	33318-567-003	WASHER	12	12	12	12		CM	
		2	33400-425-673	WINKER ASSY., R. FR.	1	1	1	1		CM	
	0.1	3	33402-431-782	LENS, WINKER	4	4	4	4		CM	
		4	33403-431-782	REFLECTOR, WINKER	4	4	4	4		CM	
		5	33405-425-671	SOCKET CMP., R. FR. WINKER	1	1	1	1		CM	
		6	33406-431-781	PACKING, WINKER LENS	4	4	4	4		CM	
		7	33407-431-781	HOLDER, SOCKET	4	4	4	4		CM	
		8	33409-431-781	BASE, WINKER	4	4	4	4		CM	
		9	33410-425-000	STAY, R. FR. WINKER	1	1	1	1		CM	
				33410-425-870	STAY, R. FR. WINKER	1	1				
		10	33411-431-782	RUBBER, SOCKET	4	4	4	4		CM	
				33417-425-000	RUBBER, FR. WINKER	2	2	2	2		CM
12	33420-431-780	SCREW, TAPPING, 4X25	12	12	12	12		CM			

1980.12.10

E

2-E11

**2-E12**

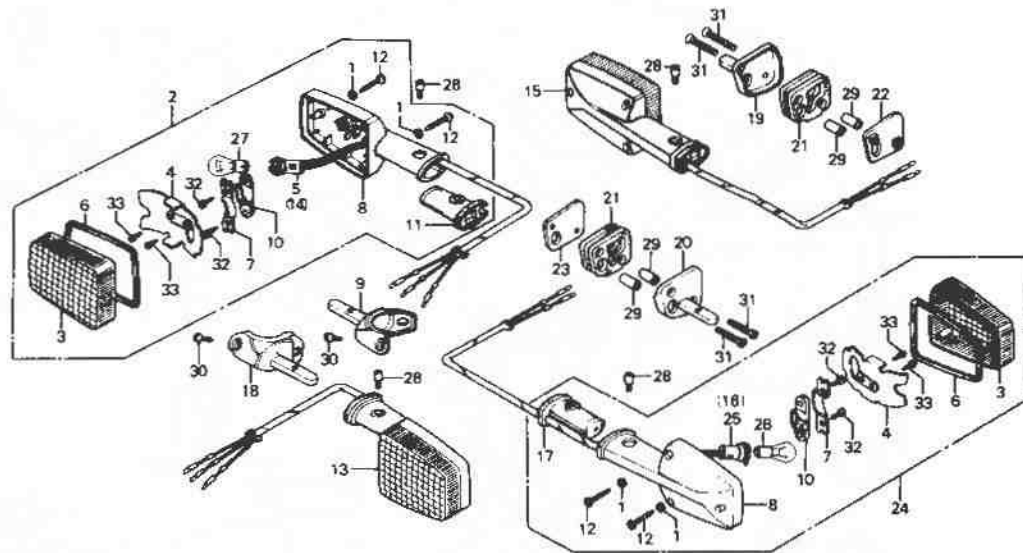
**F-25-1**

**Winker**  
(CB750Kz·Lz·KA·KB·CM)

**Clignotant**  
(CB750Kz·Lz·KA·KB·CM)

**Blinker**  
(CB750Kz·Lz·KA·KB·CM)

**Luz intermitente**  
(CB750Kz·Lz·KA·KB·CM)



**FWD**

B425-66

Service Item	F.R.T.	Ref. No.	Part No.	Description	Reqd. No.				Serial No.	Area code
					CB750	Kz	Lz	KA		
		13	33450-425-673	WINKER ASSY., L. FR.	1	1	1	1		CM
		14	33455-425-671	SOCKET COMP., L. FR. WINKER	1	1	1	1		CM
		15	33600-425-673	WINKER ASSY., R. RR.	1	1	1	1		CM
		16	33605-431-781	SOCKET COMP., R. RR. WINKER	1	1	1	1		CM
		17	33609-425-000	RUBBER, RR. WINKER MOUNTING	2	2	2	2		CM
		18	33610-425-000	STAY, L. FR. WINKER	1		1	1		CM
			33610-425-870	STAY, L. FR. WINKER				1		
		19	33611-425-870	STAY, R. RR. WINKER				1		
		20	33612-425-870	STAY, L. RR. WINKER				1		

1980.12.10

E

2-E12

**2-E13**

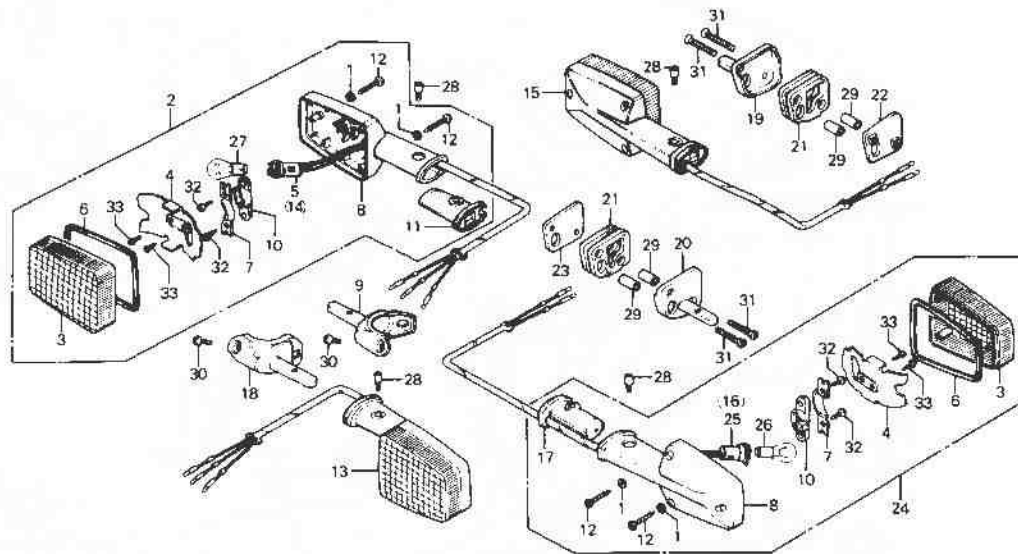
**F-25-1**

**Winker**  
(CB750Kz·Lz·KA·KB·CM)

**Clignotant**  
(CB750Kz·Lz·KA·KB·CM)

**Blinker**  
(CB750Kz·Lz·KA·KB·CM)

**Luz intermitente**  
(CB750Kz·Lz·KA·KB·CM)



B425-66

Service Item	F.R.T.	Ref. No.	Part No.	Description	Reord. No. CB750				Serial No.	Area code
					Kz	Lz	KA	KB		
		21	33613-425-870	RUBBER, RR. WINKER MOUNTING		2				
		22	33614-425-870	PLATE, R. RR. WINKER BACK		1				
		23	33615-425-870	PLATE, L. RR. WINKER BACK		1				
		24	33650-425-673	WINKER ASSY., L. RR. (12V 23W)	1	1	1	1		CM
		25	33655-431-781	SDCKET COMP., L. RR. WINKER	1	1	1	1		CM
		26	34905-268-671	BULB, WINKER (12V23W)		2	2	2		CM
		27	34906-313-671	BULB, STOP & TAILLIGHT (12V23/8W)		2	2			CM
			34905-425-671	BULB, WINKER (12V23/8W STANLEY)			2	2		CM
		28	90380-431-780	SCREW, DVAL, 5X8	4	4	4	4		CM
		29	90507-425-870	COLLAR, 5,6X13,5		4				
		30	93500-06012-06	SCREW, PAN, 6X12		2	2			CM
			90128-425-870	SCREW, PAN, 6X12		2				

1980.12.10

E

2-E13

**2-E14**

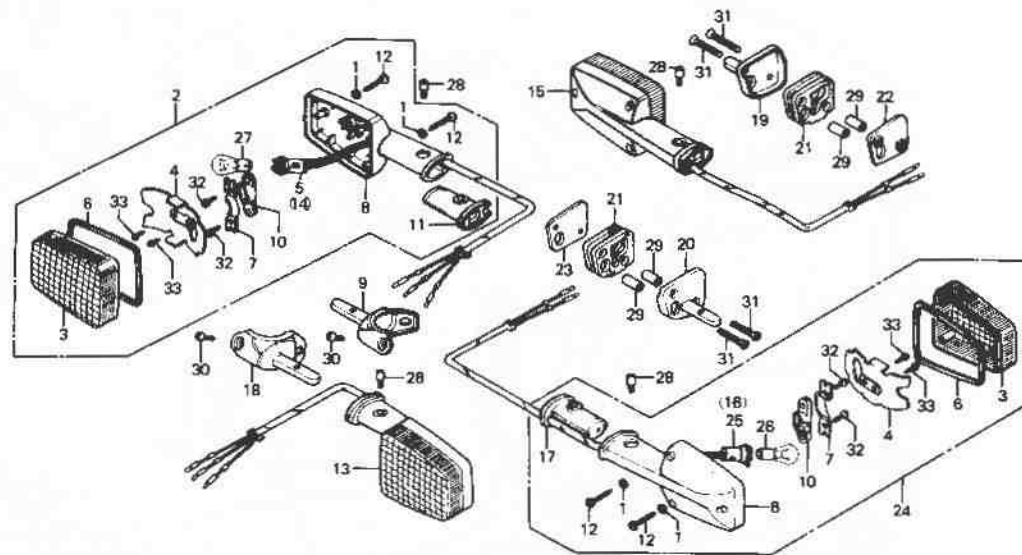
**F-25-1**

**Winker**  
(CB750Kz·Lz·KA·KB·CM)

**Clignotant**  
(CB750Kz·Lz·KA·KB·CM)

**Blinker**  
(CB750Kz·Lz·KA·KB·CM)

**Luz intermitente**  
(CB750Kz·Lz·KA·KB·CM)



8425-66

Service Item	F.R.T.	Ref. No.	Part No.	Description	Head No. CB750				Serial No.	Area code
					Kz	Lz	KA	Ke		
			93500-06010-0G	SCREW, PAN, 6X10				2		CM
		31	93600-05022-0B	SCREW, FLAT, 5X22		4				
		32	93901-24120	SCREW, TAPPING, 4X8	8	8	8	8		CM
		33	93901-32020	SCREW, TAPPING, 3X6	8	8	8	8		CM

1980.12.10

E

2-E14

**2-E15**

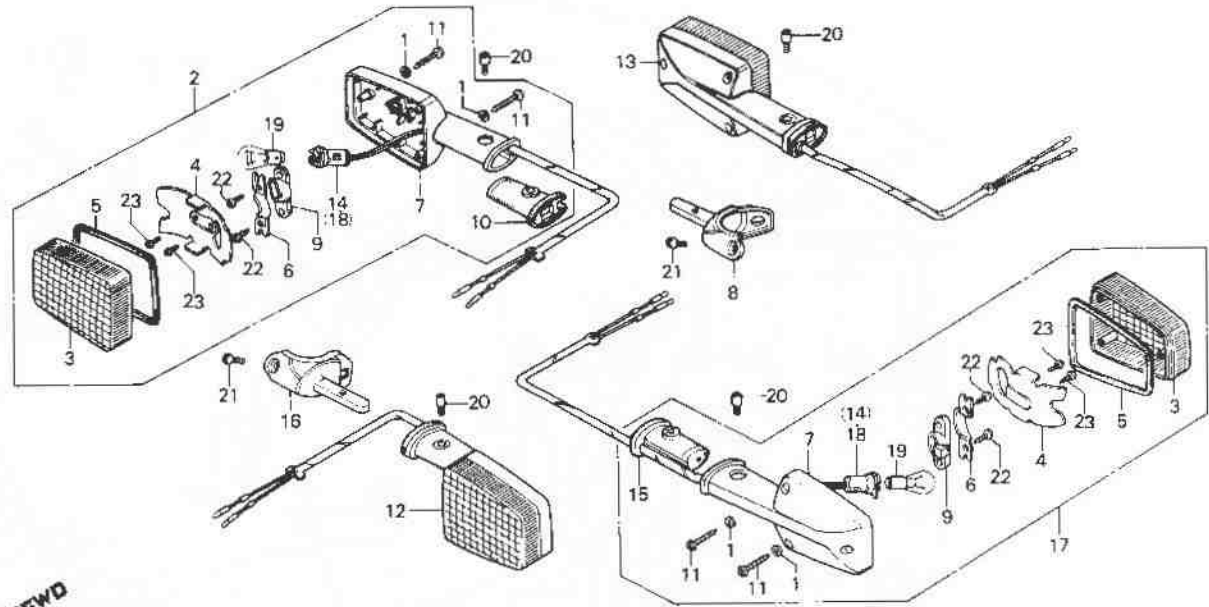
**F-25-2**

**Winker**  
(CB750Kz·KA·KB-DK,DM,SA,U)

**Clignotant**  
(CB750Kz·KA·KB-DK,DM,SA,U)

**Blinker**  
(CB750Kz·KA·KB-DK,DM,SA,U)

**Luz intermitente**  
(CB750Kz·KA·KB-DK,DM,SA,U)



8425-52

Service Item	F.R.T.	Ref. No.	Part No.	Description	Reqd. No.				Serial No.	Area code
					CB750	Kz	Lz	KA		
WINKER ASSY. (ADD 0.1 FOR EACH.) INC. RELATIVE PART (EXC. RELATED PARTS BELOW) BULB, WINKER (12V23W) (WHEN SERVICING COMP., UNIT, F.R.T. IS 0.2.)	0.2	1	33318-567-003	WASHER	12		12	12		DK,DM,SA,U
		2	33400-425-023	WINKER ASSY., R. FR.	1					DK,DM,SA,U
			33400-425-681	WINKER ASSY., R. FR. (12V23W STANLEY)			1			DK,DM,SA,U
	0.1		33400-426-731	WINKER ASSY., R. FR.				1		DK,DM,SA,U
		3	33402-431-782	LENS, WINKER	4		4	4		DK,DM,SA,U
		4	33403-425-003	REFLECTOR, WINKER	4		4	4		DK,DM,SA,U
		5	33406-431-781	PACKING, WINKER LENS	4		4	4		DK,DM,SA,U
		6	33407-431-781	HOLDER, SOCKET	4		4	4		DK,DM,SA,U
		7	33409-431-781	BASE, WINKER	4					DK,DM,SA,U
			33409-438-003	BASE, WINKER			4			DK,DM,SA,U
			33409-445-631	BASE, WINKER				4		DK,DM,SA,U
		8	33410-425-000	STAY, R. FR. WINKER	1		1			DK,DM,SA,U
			33410-445-630	STAY, R. FR. WINKER				1		DK,DM,SA,U
		9	33411-431-782	RUBBER, SOCKET	4		4	4		DK,DM,SA,U

1980.12.10

E

2-E15

**2-E16**

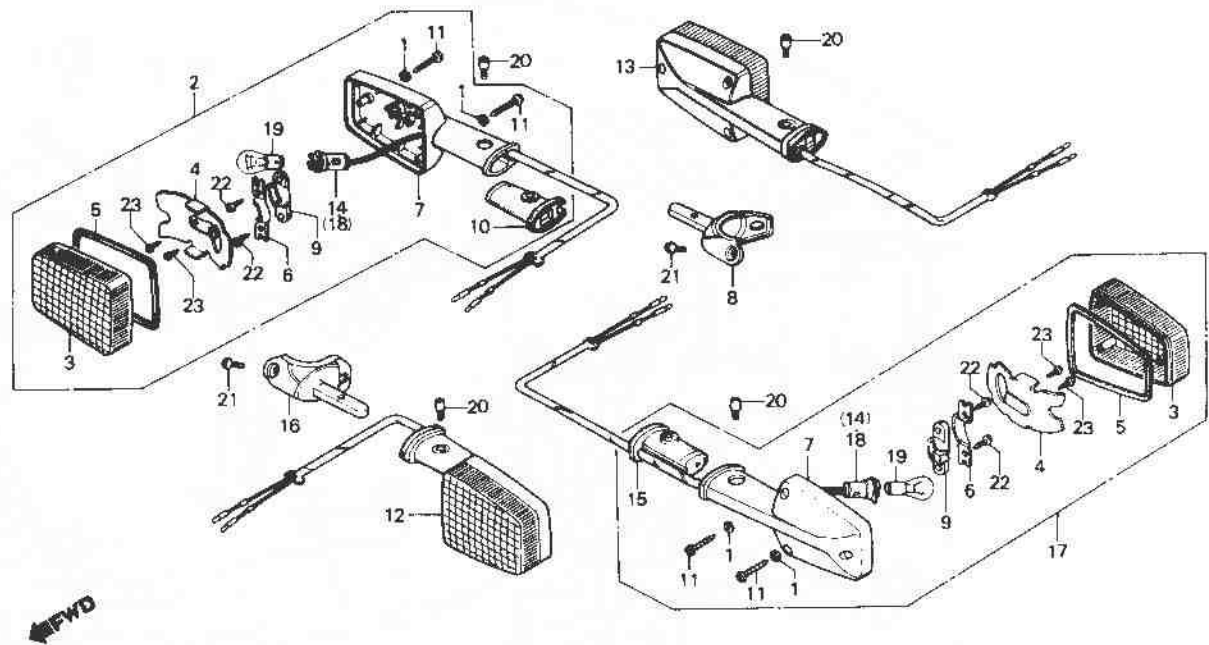
**F-25-2**

**Winker**  
(CB750Kz·KA·KB-DK,DM,SA,U)

**Clignotant**  
(CB750Kz·KA·KB-DK,DM,SA,U)

**Blinker**  
(CB750Kz·KA·KB-DK,DM,SA,U)

**Luz intermitente**  
(CB750Kz·KA·KB-DK,DM,SA,U)



B425-52

Service item	F.R.T.	Ref. No.	Part No.	Description	Reqd. No.				Serial No.	Area code
					CB750	Kz	Lz	KA		
		10	33417-425-000	RUBBER, FR. WINKER	2		2			DK,DM,SA,U
			33417-445-631	RUBBER, FR. WINKER MOUNTING				2		DK,DM,SA,U
		11	33420-431-780	SCREW, TAPPING, 4X25	12		12			DK,DM,SA,U
			93901-24680	SCREW, TAPPING, 4X25			12			DK,DM,SA,U
		12	33450-425-023	WINKER ASSY., L. FR.	1					DK,DM,SA,U
			33450-425-681	WINKER ASSY., L. FR. (12V23W STANLEY)				1		DK,DM,SA,U
			33450-426-731	WINKER ASSY., L. FR.					1	DK,DM,SA,U
		13	33600-425-023	WINKER ASSY., R. RR. (12V 23W)	1					DK,DM,SA,U
			33600-438-691	WINKER ASSY., R. RR. (12V 23W)				1		DK,DM,SA,U
			33600-426-731	WINKER ASSY., R. RR. (12V 23W)					1	DK,DM,SA,U
		14	33605-431-781	SOCKET COMP., R. RR. WINKER	2		2	2		DK,DM,SA,U

2-F1

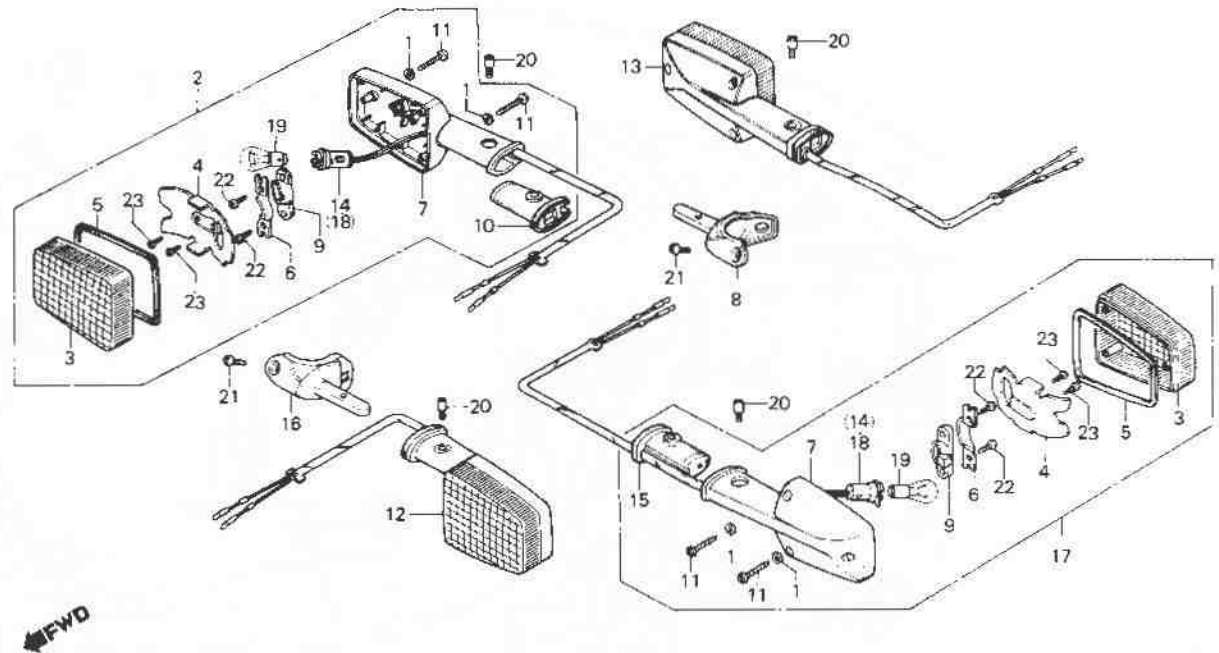
F-25-2

Winker  
(CB750Kz·KA·KB-DK,DM,SA,U)

Clignotant  
(CB750Kz·KA·KB-DK,DM,SA,U)

Blinker  
(CB750Kz·KA·KB-DK,DM,SA,U)

Luz intermitente  
(CB750Kz·KA·KB-DK,DM,SA,U)



B42: 52

Service item	F.R.T.	Ref. No.	Part No.	Description	Reqd. No			Serial No.	Area code
					CB750	KA	KB		
		15	33609-425-000	RUBBER, RR. WINKER MOUNTING	2	2		DK,DM,SA,U	
			33609-445-631	RUBBER, RR. WINKER MOUNTING			2	DK,DM,SA,U	
		16	33610-425-000	STAY, L. FR. WINKER	1	1		DK,DM,SA,U	
			33610-445-630	STAY, L. FR. WINKER			1	DK,DM,SA,U	
		17	33650-425-023	WINKER ASSY., L. RR. (12V 23W)	1			DK,DM,SA,U	
			33650-438-691	WINKER ASSY., L. RR. (12V 23W)		1		DK,DM,SA,U	
			33650-426-731	WINKER ASSY., L. RR. (12V 23W)			1	DK,DM,SA,U	
		18	33655-431-781	SOCKET COMP., L. RR. WINKER	2	2		DK,DM,SA,U	
		19	34905-268-671	BULB, WINKER (12V23W)	4	4	4	DK,DM,SA,U	
		20	90380-431-780	SCREW, OVAL, 5X8	4	4		DK,DM,SA,U	
			90380-445-630	SCREW, OVAL, 5X8			4	DK,DM,SA,U	

1980.12.10

E

2-F1

**2-F2**

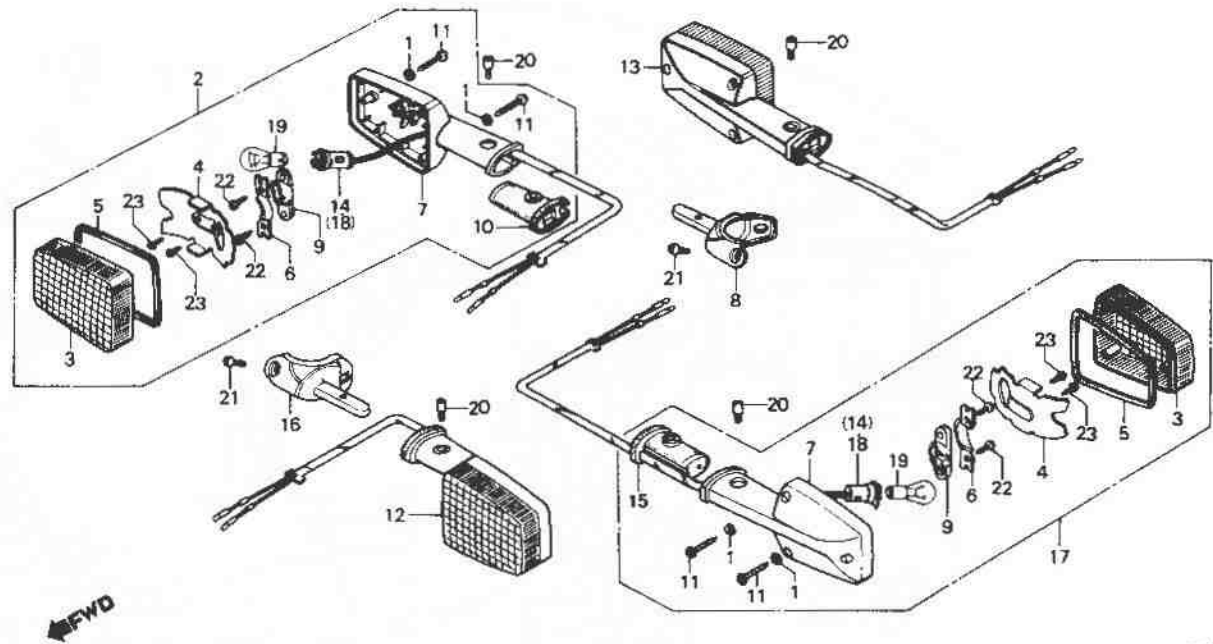
**F-25-2**

**Winker**  
(CB750Kz·KA·KB-DK,DM,SA,U)

**Clignotant**  
(CB750Kz·KA·KB-DK,DM,SA,U)

**Blinker**  
(CB750Kz·KA·KB-DK,DM,SA,U)

**Luz intermitente**  
(CB750Kz·KA·KB-DK,DM,SA,U)



B425-52

Service item	F.R.T.	Ref. No.	Part No.	Description	Reqd. No.				Serial No.	Area code
					CB750	Kz	Lz	KA		
		21	93500-06012-0G	SCREW, PAN, 6X12	2					DK,DM,SA,U
			93500-06010-0G	SCREW, PAN, 6X10				2		DK,DM,SA,U
		22	93901-24120	SCREW, TAPPING, 4X8	8	8	8			DK,DM,SA,U
		23	93901-32020	SCREW, TAPPING, 3X6	8	8	8			DK,DM,SA,U

1980.12.10

E

2-F2

2-F3

F-26

**Taillight**

(CB750Kz,KA-DK,DM,E,ED,F,G,SA,U,YA)  
(CB750Kb-DK,DM,E,ED,F,G,SA,U)

**Feu arrière**

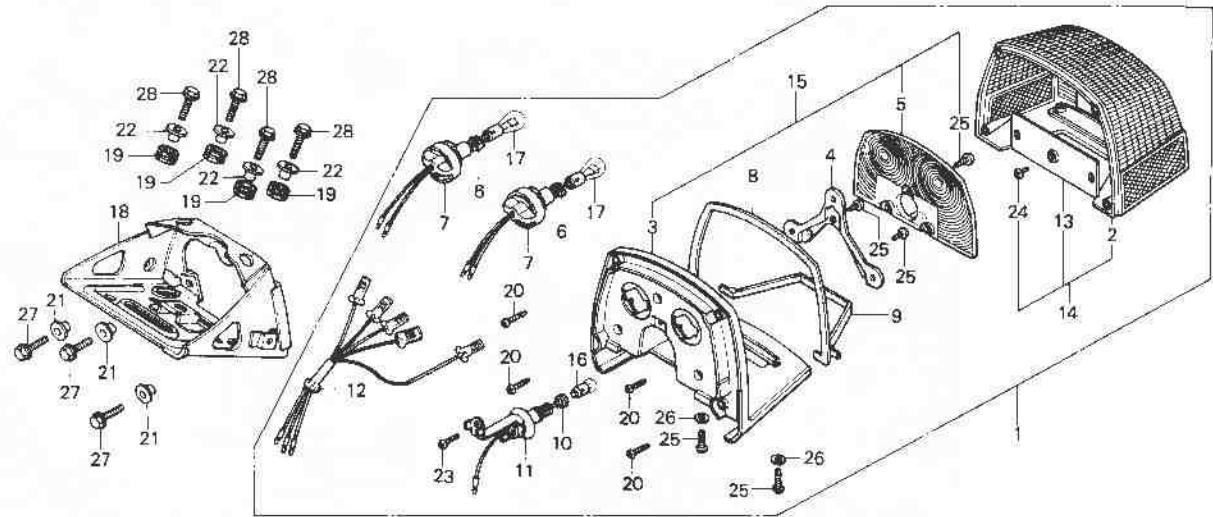
(CB750Kz,KA-DK,DM,E,ED,F,G,SA,U,YA)  
(CB750Kb-DK,DM,E,ED,F,G,SA,U)

**Rücklicht**

(CB750Kz,KA-DK,DM,E,ED,F,G,SA,U,YA)  
(CB750Kb-DK,DM,E,ED,F,G,SA,U)

**Luz trasera**

(CB750Kz,KA-DK,DM,E,ED,F,G,SA,U,YA)  
(CB750Kb-DK,DM,E,ED,F,G,SA,U)



9425-53

Service item	F.R.T.	Ref. No.	Part No.	Description	Reqd. No.			Serial No.	Area code
					Kz	Lz	KA		
TAILLIGHT ASSY. (STANLEY)	0.2	1	33700-415-013	TAILLIGHT ASSY. (STANLEY)	1	1	1	DK,DM,SA,U	
LENS, TAILLIGHT	0.3		33700-415-602	TAILLIGHT ASSY. (STANLEY)	1	1	1	E,ED,F,YA	
SUB LENS, TAILLIGHT			33700-415-612	TAILLIGHT ASSY. (STANLEY)	1	1	1	G	
BASE COMP., TAILLIGHT			33700-415-672	TAILLIGHT ASSY. (STANLEY)	1			CM	
CORD COMP., TAILLIGHT	0.1	2	33702-415-601	LENS, TAILLIGHT	1	1	1	E,ED,F,YA	
SOCKET COMP., STOP & TAILLIGHT			33702-415-671	LENS, TAILLIGHT	1			CM	
CORD COMP., LICENSE LIGHT					1	1	1	DK,DM,SA,U	
SOCKET COMP., LICENSE LIGHT		3	33703-415-013	BASE, TAILLIGHT	1			CM	
SUB CORD, TAILLIGHT					1	1	1	DK,DM,E,ED,F,SA,U,YA	
BULB (ONE OR ALL)		4	33704-415-003	STAY COMP., TAILLIGHT	1			CM	
BASE, TAILLIGHT	0.4	5	33705-415-601	SUB LENS, TAILLIGHT	1	1	1	DK,DM,E,ED,F,G,SA,U,YA	
BRACKET, TAILLIGHT			33705-415-671	SUB LENS, TAILLIGHT	1	1	1	E,ED,F,YA	
					1			CM	
					1	1	1	DK,DM,SA,U	
		6	33708-371-601	CORD COMP., TAILLIGHT	2			CM	
					2	2	2	DK,DM,E,ED,F,G,SA,U,YA	
		7	33710-415-003	SOCKET COMP., STOP & TAILLIGHT	2			CM	
					2	2	2	DK,DM,E,ED,F,G,SA,U,YA	
		8	33711-415-003	PACKING A, TAILLIGHT LENS	1			CM	
					1	1	1	DK,DM,E,ED,F,G,SA,U,YA	

1980.12.10

E

2-F3

2-F4

F-26

**Taillight**

(CB750Kz,Ka-DK,DM,E,ED,F,G,SA,U,YA)  
(CB750Kb-DK,DM,E,ED,F,G,SA,U)

**Feu arrière**

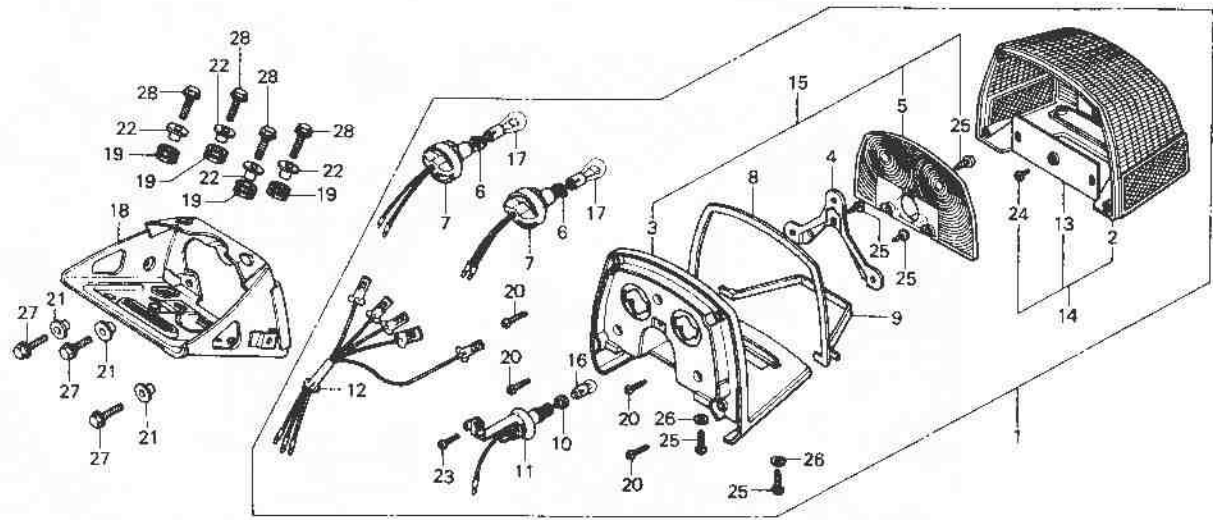
(CB750Kz,Ka-DK,DM,E,ED,F,G,SA,U,YA)  
(CB750Kb-DK,DM,E,ED,F,G,SA,U)

**Rücklicht**

(CB750Kz,Ka-DK,DM,E,ED,F,G,SA,U,YA)  
(CB750Kb-DK,DM,E,ED,F,G,SA,U)

**Luz trasera**

(CB750Kz,Ka-DK,DM,E,ED,F,G,SA,U,YA)  
(CB750Kb-DK,DM,E,ED,F,G,SA,U)



B425-53

Service item	F.R.T.	Ref. No.	Part No.	Description	Reqd. No.				Serial No.	Area code
					Kz	Lz	Ka	Ke		
		9	33712-415-003	PACKING B, TAILLIGHT LENS	1				CM	
		10	33713-415-003	CORD COMP., LICENSE LIGHT	1	1	1		DK,DM,E,ED,F,G,SA,U,YA	
					1				CM	
					1	1	1		DK,DM,E,ED,F,G,SA,U,YA	
		11	33715-415-003	SOCKET COMP., LICENSE LIGHT	1				CM	
					1	1	1		DK,DM,E,ED,F,G,SA,U,YA	
		12	33718-415-003	SUB CORD, TAILLIGHT	1				CM	
					1	1	1		DK,DM,E,ED,F,G,SA,U,YA	
		13	33721-415-601	SHADE, LICENSE LIGHT	1				E,ED,F,YA	
		14	33725-415-611	LENS COMP., TAILLIGHT	1	1	1		G	
		15	33726-415-611	BASE COMP., TAILLIGHT	1	1	1		G	
		16	34616-568-671	BULB, LICENSE LIGHT (12V 4CP)	1				CM	
			34905-271-000	BULB, WINKER (12V 10W)	1	1	1		DK,DM,SA,U	
			34907-634-611	BULB (12V10W)	1	1	1		E,ED,F,G,YA	
			34906-313-671	BULB, STOP & TAILLIGHT (12V23/8W)	2	2	2		DK,DM,SA,U	

1980.12.10

E

2-F4

**2-F5**

**F-26**

**Taillight**

(CB750Kz,KA-DK,DM,E,ED,F,G,SA,U,YA)  
(CB750Kb-DK,DM,E,ED,F,G,SA,U)

**Feu arrière**

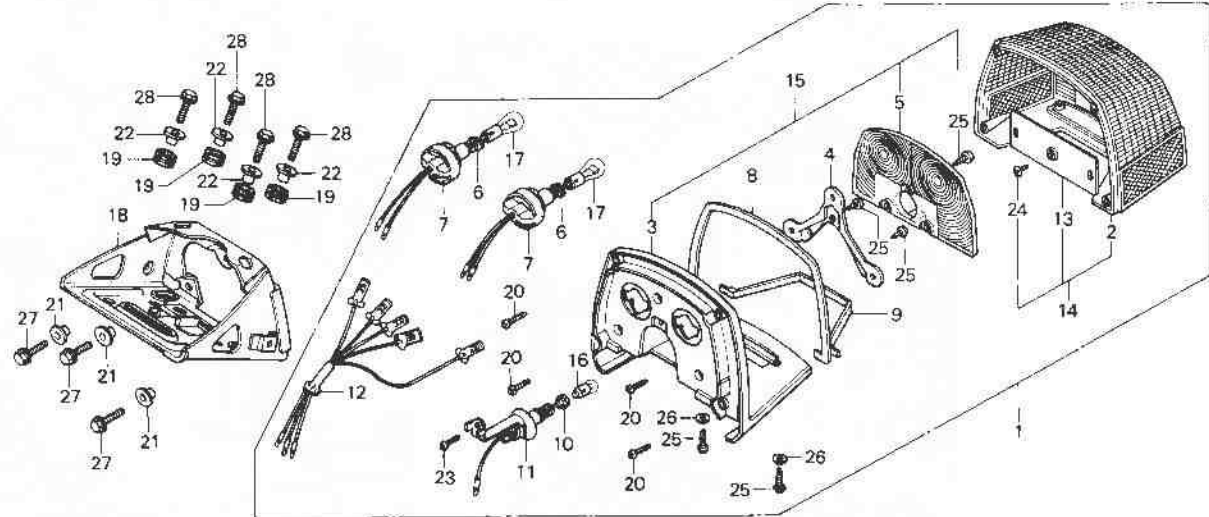
(CB750Kz,KA-DK,DM,E,ED,F,G,SA,U,YA)  
(CB750Kb-DK,DM,E,ED,F,G,SA,U)

**Rücklicht**

(CB750Kz,KA-DK,DM,E,ED,F,G,SA,U,YA)  
(CB750Kb-DK,DM,E,ED,F,G,SA,U)

**Luz trasera**

(CB750Kz,KA-DK,DM,E,ED,F,G,SA,U,YA)  
(CB750Kb-DK,DM,E,ED,F,G,SA,U)



B475-53

Service item	F.R.T.	Ref. No.	Part No.	Description	Reqd. No.				Serial No.	Area code
					Kz	Lz	Ka	Kb		
			34906-341-671	BULB, TAILLIGHT (12V32/3CP)	2					CM
			34911-634-611	BULB (12V 21/5W)	2		2	2		E,ED,F,G,YA
18			84700-425-000	BRACKET, TAILLIGHT	1					CM
19			84703-425-000	RUBBER, TAILLIGHT MOUNTING	1		1	1		DK,DM,E,ED,F,G,SA,U,YA
20			90111-415-003	SCREW, TAPPING, 4X18	4		4	4		CM
					4		4	4		DK,DM,E,ED,F,G,SA,U,YA
21			90121-102-000	COLLAR B, AIR CLEANER CASE SETTING	3				2033194	CM
							3	3		DK,DM,E,ED,F,G,SA,U,YA
22			90501-425-000	COLLAR, 6,2X12	4					CM
					4		4	4		DK,DM,E,ED,F,G,SA,U,YA
23			93500-04010-0A	SCREW, PAN, 4X10	1					CM
					1		1	1		DK,DM,E,ED,F,G,SA,U,YA
24			93901-34110	SCREW, TAPPING, 4X8	1		1	1		E,ED,F,YA
25			93901-34310	SCREW, TAPPING, 4X12	7					CM
					7		7	7		DK,DM,E,ED,F,SA,U,YA
					2		2	2		G

**2-F6**

**F-26**

**Taillight**

(CB750Kz,KA-DK,DM,E,ED,F,G,SA,U,YA)  
(CB750Kb-DK,DM,E,ED,F,G,SA,U)

**Feu arrière**

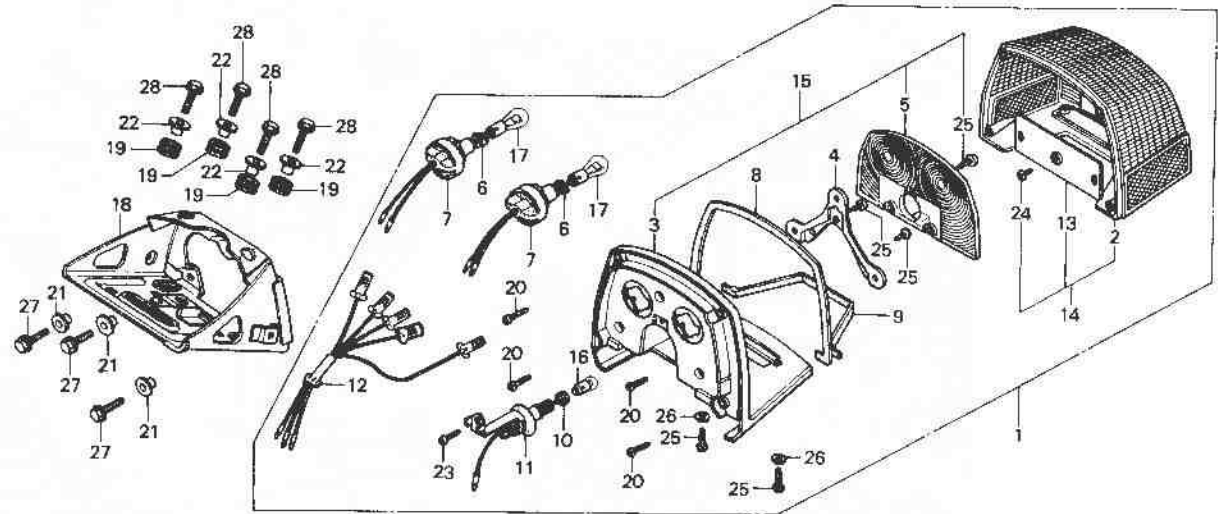
(CB750Kz,KA-DK,DM,E,ED,F,G,SA,U,YA)  
(CB750Kb-DK,DM,E,ED,F,G,SA,U)

**Rücklicht**

(CB750Kz,KA-DK,DM,E,ED,F,G,SA,U,YA)  
(CB750Kb-DK,DM,E,ED,F,G,SA,U)

**Luz trasera**

(CB750Kz,KA-DK,DM,E,ED,F,G,SA,U,YA)  
(CB750Kb-DK,DM,E,ED,F,G,SA,U)



B425 53

Service Item	F.R.T.	Ref. No.	Part No.	Description	Reqd. No.				Serial No.	Area code
					CB750	Kz				
					Lz	KA	Kb			
		26	94101-04000	WASHER, PLAIN, 4MM	2					CM
		27	95700-06012-00	BOLT, FLANGE, 6X12	3	2	2			DK,DM,E,ED,F,G,SA,U,YA
		28	95700-06020-08	BOLT, FLANGE, 6X20	3	3	3			CM
					4	4	4			DK,DM,E,ED,F,G,SA,U,YA

1980.12.10

E

2-F6

**2-F7**

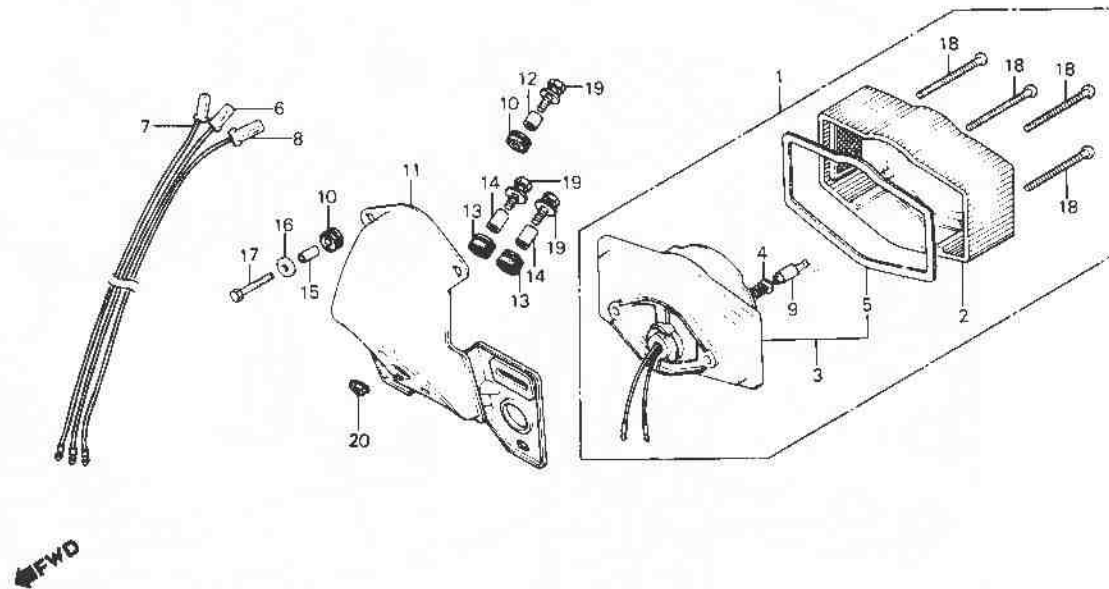
**F-26-1**

Taillight  
(CB750Lz)

Feu arrière  
(CB750Lz)

Rücklicht  
(CB750Lz)

Luz trasera  
(CB750Lz)



E425-67

Service item	F.R.T.	Ref. No.	Part No.	Description	Reqd. No				Serial No.	Area code
					CB750	Kz	Lz	Ka		
TAILLIGHT UNIT	0.2	1	33701-371-980	TAILLIGHT UNIT	1					
BASE COMP., TAILLIGHT		2	33702-341-671	LENS, TAILLIGHT	1					
CORD COMP., TAILLIGHT		3	33703-371-980	BASE COMP., TAILLIGHT	1					
BULB, TAILLIGHT (12V32/3CP)	0.1	4	33708-341-671	CORD COMP., TAILLIGHT	1					
BRACKET, NUMBER PLATE	0.3	5	33709-341-671	PACKING, TAILLIGHT LENS	1					
		6	33710-342-670	CORD, STOP LIGHT	1					
		7	33711-342-670	SUB CORD, TAILLIGHT	1					
		8	33712-342-670	CORD, TAILLIGHT EARTH	1					
		9	34906-341-671	BULB, TAILLIGHT (12V32/3CP)	1					
		10	80101-283-000	RUBBER, RR. FENDER CUSHION	3					
		11	84700-425-870	BRACKET, NUMBER PLATE	1					
		12	84706-286-000	COLLAR, NUMBER BRACKET SETTING	1					
		13	84905-333-000	RUBBER, CUSHION	2					
		14	84906-118-000	COLLAR, NUMBER BRACKET	2					
		15	90507-425-870	COLLAR, 5.6X13.5	2					

1980.12.10

E

2-F7

**2-F8**

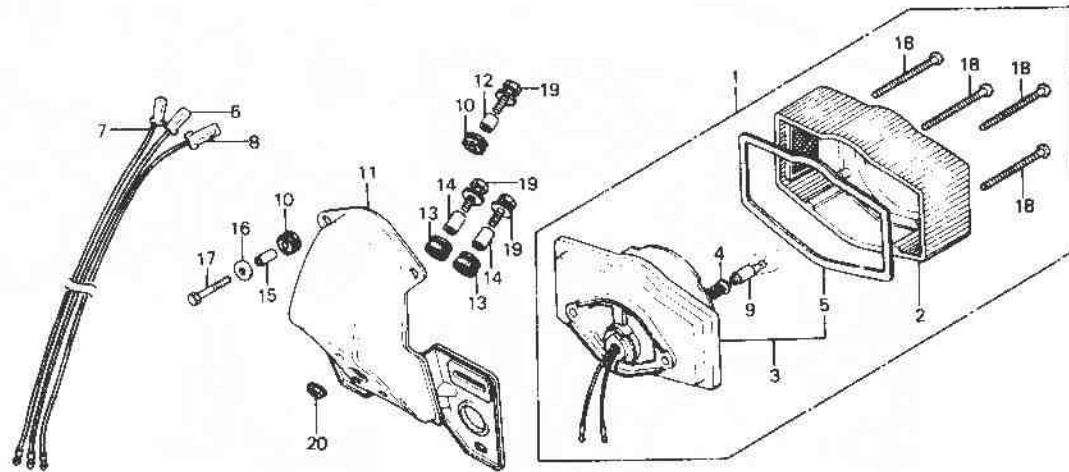
**F-26-1**

Taillight  
(CB750Lz)

Feu arrière  
(CB750Lz)

Rücklicht  
(CB750Lz)

Luz trasera  
(CB750Lz)



B425 67

Service item	F.R.T.	Ref. No.	Part No.	Description	Reqd. No.				Serial No.	Area code
					Kz	Lz	KA	Ke		
		16	90581-310-000	WASHER, PLAIN, 20MM				2		
		17	91500-371-980	BOLT, HEX., 5X25				2		
		18	91520-371-980	SCREW, PAN, 4X55				4		
		19	93494-06022-00	BOLT-WASHER, 6X22				3		
		20	94071-06080	NUT-WASHER, 6MM				1		

1980.12.10

E

2-F8

2-F9

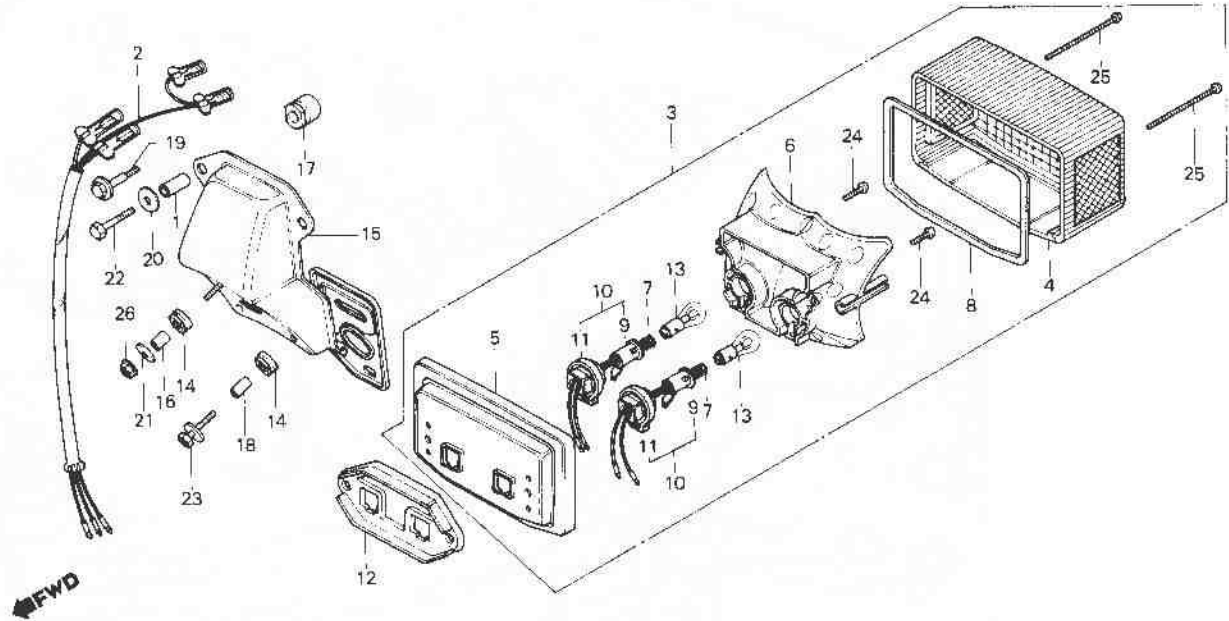
F-26-2

Taillight  
(CB750KA-KB-CM)

Feu arrière  
(CB750KA-KB-CM)

Rücklicht  
(CB750KA-KB-CM)

Luz trasera  
(CB750KA-KB-CM)



B425-118

Service item	F.R.T.	Ref. No.	Part No.	Description	Reqd. No.				Serial No.	Area code
					K2	L2	KA	KB		
TAILLIGHT UNIT	0.2	1	19024-692-000	COLLAR, DISTANCE			2		2113284	CM
BASE COMP., TAILLIGHT		2	32102-425-770	HARNESS, TAILLIGHT SUB WIRE			1	1		CM
CORD COMP., TAILLIGHT (STANLEY)		3	33701-425-771	TAILLIGHT UNIT 33701-425-772			1		2113284	CM
REFLECTOR	0.1		33701-425-772	TAILLIGHT UNIT			1		2113285	CM
BULB, TAILLIGHT (12V32/3CP)								1		CM
BRACKET, NUMBER PLATE	0.4	4	33702-425-771	LENS, TAILLIGHT			1	1		CM
		5	33703-425-771	BASE COMP., TAILLIGHT 33703-425-772			1		2113284	CM
			33703-425-772	BASE COMP., TAILLIGHT			1		2113285	CM
								1		CM
		6	33704-425-771	REFLECTOR			1	1		CM
		7	33705-147-671	CORD COMP., TAILLIGHT (STANLEY)			2	2		CM
		8	33708-425-771	PACKING, LENS			1	1		CM
		9	33710-425-771	SOCKET COMP., TAILLIGHT 33710-425-772			2		2113284	CM

1980.12.10

E

2-F9

**2-F 10**

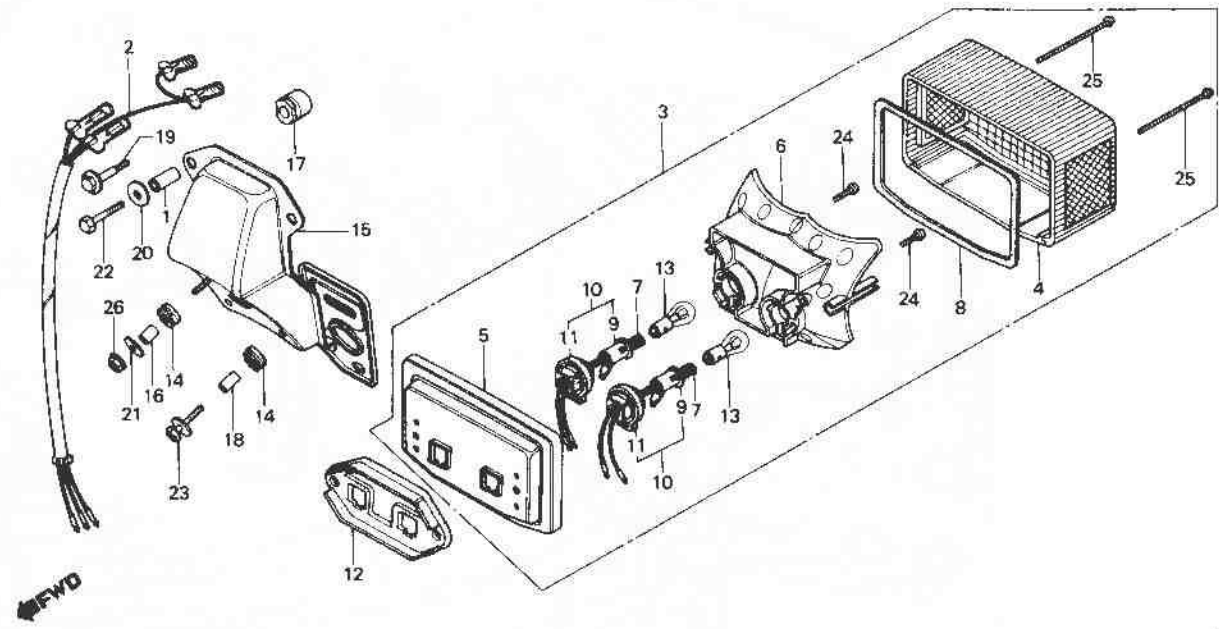
**F-26-2**

**Taillight**  
(CB750KA-KB-CM)

**Feu arrière**  
(CB750KA-KB-CM)

**Rücklicht**  
(CB750KA-KB-CM)

**Luz trasera**  
(CB750KA-KB-CM)



B425-118

Service item	F.R.T.	Ref. No.	Part No.	Description	Reqd. No.				Serial No.	Area code
					CB750		Ka	Ke		
					Kz	Lz				
		10	33710-425-772	SOCKET COMP., TAILLIGHT			2		2113285	CM
		11	33711-425-771	RUBBER, CUSHION			2	2		CM
		12	33718-425-771	PACKING, TAILLIGHT BASE			1	1	2113284	CM
		13	34906-341-671	BULB, TAILLIGHT (12V32/3CP)			2		2113284	CM
			34906-425-771	BULB, TAILLIGHT (12V 32/3CP STANLEY)			2		2113285	CM
		14	80101-283-000	RUBBER, RR. FENDER CUSHION			3	3		CM
		15	84700-425-770	BRACKET, NUMBER PLATE			1	1		CM
		16	84706-286-000	COLLAR, NUMBER BRACKET SETTING			1	1		CM
		17	84905-333-000	RUBBER, CUSHION			2	2		CM
		18	84906-118-000	COLLAR, NUMBER BRACKET			2	2		CM
		19	90165-425-771	BOLT, TAILLIGHT SETTING (STANLEY)			2		2113285	CM
		20	90545-323-700	WASHER, 6.5X18			2		2113284	CM

1980.12.10

E

2-F10

**2-F11**

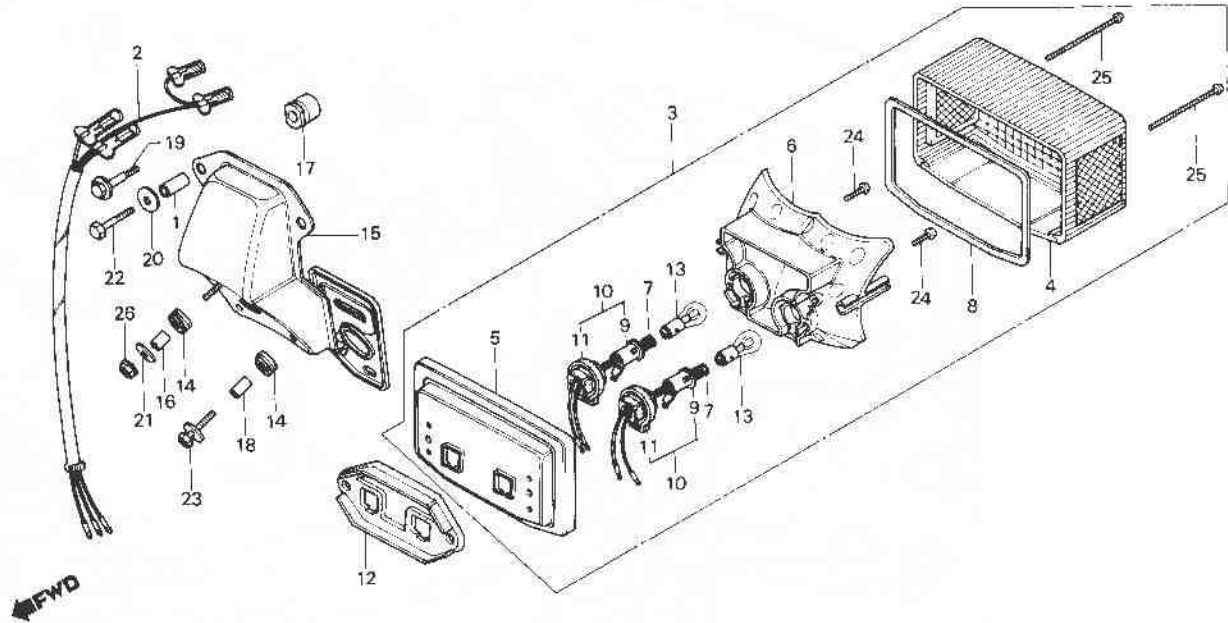
**F-26-2**

**Taillight**  
(CB750KA·KB·CM)

**Feu arrière**  
(CB750KA·KB·CM)

**Rücklicht**  
(CB750KA·KB·CM)

**Luz trasera**  
(CB750KA·KB·CM)



B426: 118

Service item	F.R.T.	Ref. No.	Part No.	Description	Reqd. No.				Serial No.	Area code
					Kz	Lz	Ka	Ka		
		21	90581-701-000	WASHER, 18MM			1	1		CM
		22	93000-06028	BOLT, HEX., 6X28			2		2113284	CM
		23	93494-06022-00	BOLT-WASHER, 6X22			1	1		CM
		24	93500-04012-0A	SCREW, PAN, 4X12			2	2		CM
		25	93500-04055-4J	SCREW, PAN, 4X55			2	2		CM
		26	94050-06000	NUT, FLANGE, 6MM			1	1		CM

**2-F12**

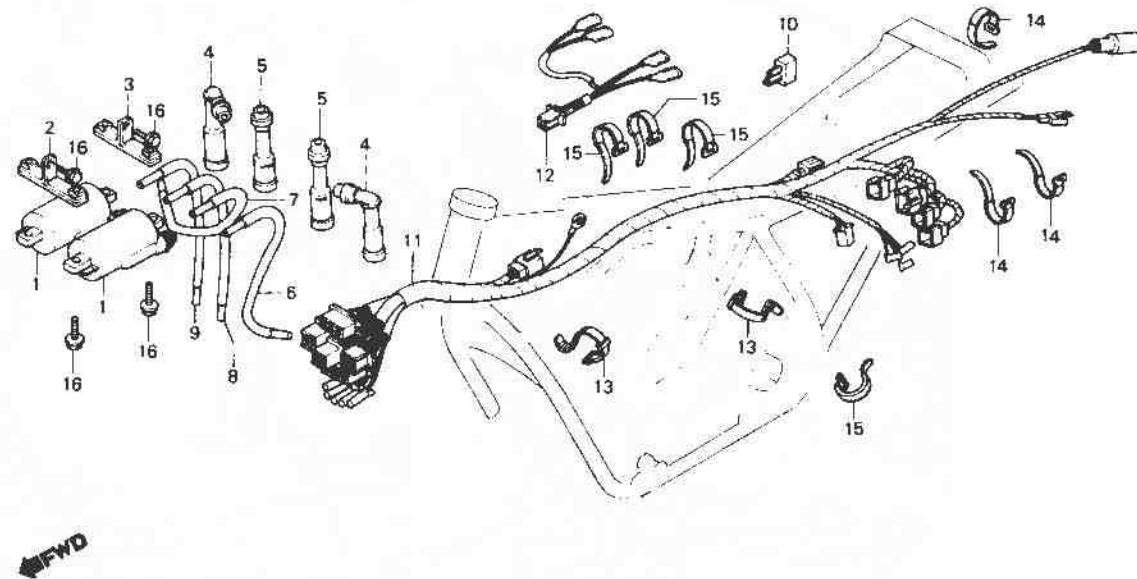
**F-27**

**Wire harness • Ignition coil**

**Faisceau électrique •  
Bobine d'allumage**

**Kabelbaum • Zündspule**

**Equipo de alambre •  
Bobina de encendido**



8425-68

Service Item	F.R.T.	Ref. No.	Part No.	Description	Reqd. No.				Serial No.	Area code	
					Kz	Lz	Ka	Ke			
COIL ASSY., IGNITION (WHEN SERVICING COMP., UNIT, F.R.T. IS 0.3.)	0.2	1	30500-422-003	COIL ASSY., IGNITION	2	2	2	2			
		2	30501-425-000	STAY, IGNITION COIL	1	1	1	1			
		3	30502-425-770	STAY, IGNITION COIL				1	1		
			30501-425-000	STAY, IGNITION COIL	1	1					
		4	30700-390-153	CAP ASSY. C, NOISE SUPPRESSOR	2	2	2	2			
		5	30710-405-153	CAP ASSY. B, NOISE SUPPRESSOR	2	2	2	2			
CORD, HIGH TENSION (1-1) (WHEN SERVICING COMP., UNIT, F.R.T. IS 0.3.)	2.0	6	30751-425-000	CORD, HIGH TENSION (1-1)	1	1	1	1			
		7	30752-425-000	CORD, HIGH TENSION (2-4)	1	1	1	1			
		8	30753-425-000	CORD, HIGH TENSION (3-2)	1	1	1	1			
		9	30754-425-000	CORD, HIGH TENSION (4-3)	1	1	1	1			
		10	31700-124-003	RECTIFIER ASSY., SILICON	1	1	1	1			
					(STANLEY)						
				31700-124-008	RECTIFIER ASSY., SILICON	1	1	1	1		
			(SHINDENGEN)								
RECTIFIER ASSY., SILICON HARNESS A, SUB WIRE HARNESS, WIRE		11	32100-425-670	HARNESS, WIRE	1					CM	
			32100-425-770	HARNESS, WIRE	1		1	1	2034192	DK, DM, E, ED, F, G, SA, U CM	

**2-F13**

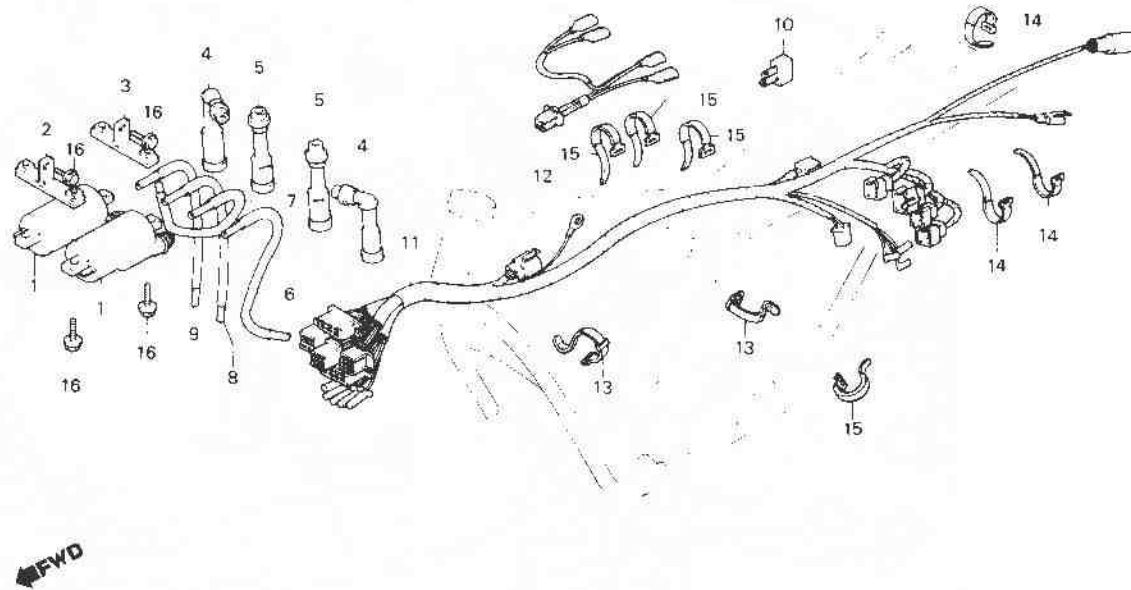
**F-27**

Wire harness • Ignition coil

Faisceau électrique •  
Bobine d'allumage

Kabelbaum • Zündspule

Equipo de alambre •  
Bobina de encendido



←FWD

B425 58

Service item	F.R.T.	Ref. No.	Part No.	Description	Reqd. No.				Serial No.	Area code
					CB750	Kz	Lz	Ka		
			32100-425-870	HARNESS, WIRE				1		
			32100-425-871	32100-425-871 HARNESS, WIRE				1	2034193	DK,DM,E,ED,F,G,SA,U
		12	32101-425-000	HARNESS A, SUB WIRE	1	1	1	1		DK,DM,E,ED,F,G,SA,U,YA
		13	32161-404-000	BAND B1, WIRE	1	2	2	2		CM
		14	95014-61100	BAND A1, WIRE	1	1	1	1		DK,DM,E,ED,F,G,SA,U,YA
		15	95014-61200	BAND A2, WIRE	4	2	2	2		CM
		16	95700-06020-00	BOLT, FLANGE, 6X20	4	4	4	4		DK,DM,E,ED,F,G,SA,U,YA
					3	4	3	3		
					6	6	6	6		

1980.12.10

E

2-F13

**2-F 14**

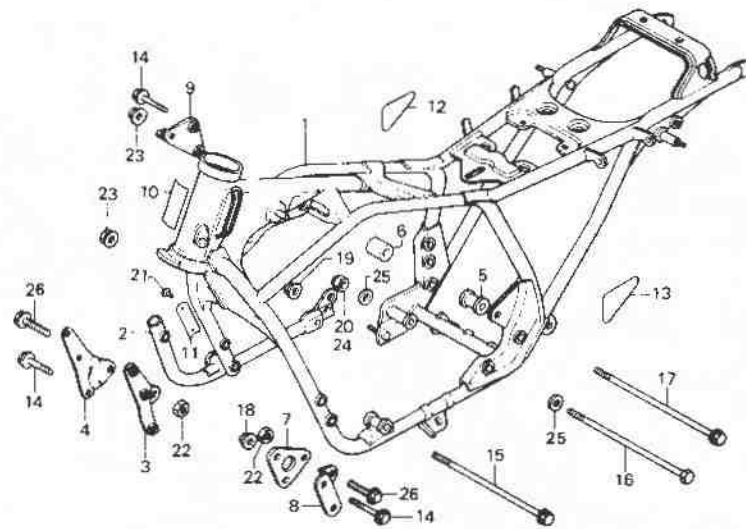
**F-28**

Frame body

Cadre

Rahmen

Cuerpo de cuadro



8425-56

Service item	F.R.T.	Ref. No.	Part No.	Description	Reqd. No.			Serial No.	Area code
					Kz	Lz	Ka		
BODY COMP., FRAME *NH-1*	*8.5	1	50100-425-040ZA	BODY COMP., FRAME *NH-1*	1			2030389	DK,DM,SA
PIPE, JOINT	0.6		50100-425-612ZA	BODY COMP., FRAME *NH-1*	1			2004547	E,ED,F,G
			50100-425-613ZA	BODY COMP., FRAME *NH-1*	1			2026213	U
			50100-425-652ZA	BODY COMP., FRAME *NH-1*	1			2000375	CM
			50100-425-653ZA	BODY COMP., FRAME *NH-1*	1				
			50100-425-673ZA	BODY COMP., FRAME *NH-1*	1				
			50100-425-674ZA	BODY COMP., FRAME *NH-1*	1				
			50100-425-870ZA	BODY COMP., FRAME *NH-1*	1				
			50100-425-871ZA	BODY COMP., FRAME *NH-1*	1				
			50100-425-050ZA	BODY COMP., FRAME *NH-1*	1			2030390	DK,DM,SA
			50100-425-613ZA	BODY COMP., FRAME *NH-1*	1			2004548	E,ED,F,G
			50100-425-653ZA	BODY COMP., FRAME *NH-1*	1			2026214	U
			50100-425-674ZA	BODY COMP., FRAME *NH-1*	1			2000376	CM
			50100-425-614ZA	BODY COMP., FRAME *NH-1*	1			2111577	E,ED,F,G
			50100-425-654ZA	BODY COMP., FRAME *NH-1*	1			2112299	U
			50100-425-680ZA	BODY COMP., FRAME *NH-1*	1			2111647	DK,DM,SA
			50100-425-770ZA	BODY COMP., FRAME *NH-1*	1			2111576	CM
			50100-425-615ZA	BODY COMP., FRAME *NH-1*	1			2111578	E,ED,F,G
					1				YA
					1				ED,G

1980.12.10

E

2-F14

2-F 15

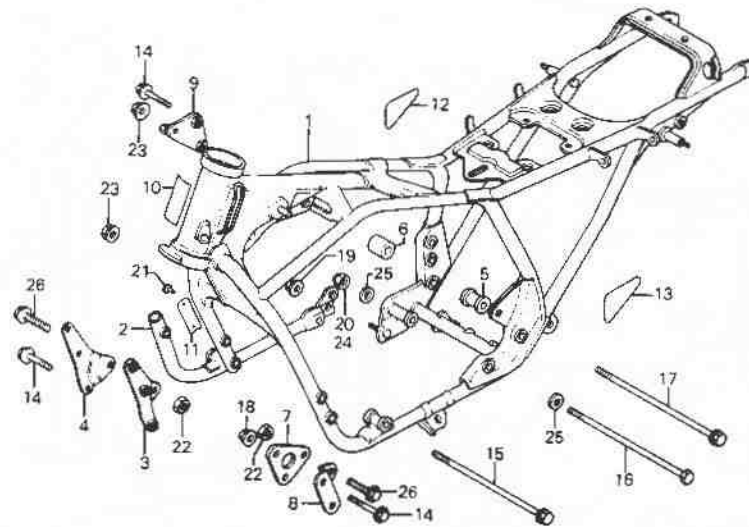
F-28

Frame body

Cadre

Rahmen

Cuerpo de cuadro



8475-55

Service item	F.R.T.	Ref. No.	Part No.	Description	Reqd. No.				Serial No.	Area code
					Kz	Lz	Ka	Kb		
			50100-425-655ZA	BODY COMP., FRAME *NH-1*	1				2112300	U
			50100-425-771ZA	BODY COMP., FRAME *NH-1*	1				2111577	U
			50100-425-952ZA	BODY COMP., FRAME *NH-1*	1				2111648	CM
			50100-MA4-600ZA	FLAME BODY COMP *NH-1*						DK,DM,SA
		2	50122-425-303	PIPE, JOINT	1				2008149	DK,DM,E,F,SA
			50122-425-313	PIPE, JOINT	1				2008150	CM
			50122-425-313	PIPE, JOINT	1				2033015	DK,DM,SA
			50122-425-313	PIPE, JOINT	1				2008150	E,ED,F,G,U
			50122-425-020	PIPE, JOINT	1	1			2033016	DK,DM,E,ED,F,G,SA,U
		3	50128-425-000	PLATE A, ENGINE HANGER	1		1	1		
			50354-438-000	PLATE A, ENGINE HANGER	1		1			
								1	2105979	CM

1980.12.10

E

2-F15

**2-F16**

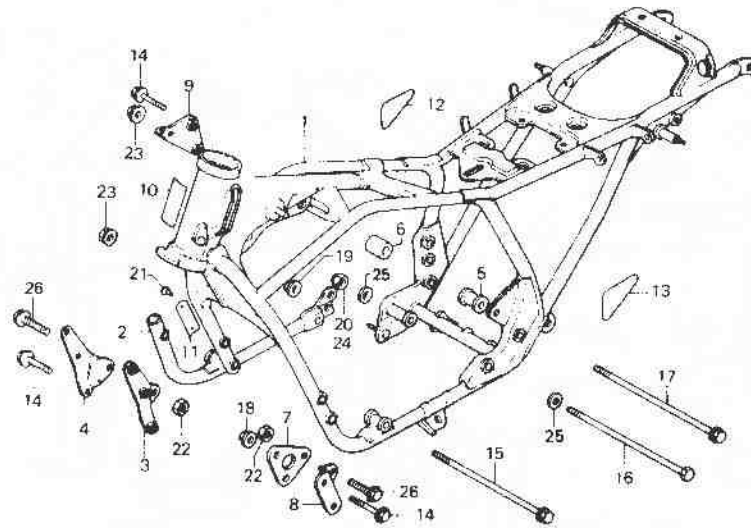
**F-28**

**Frame body**

**Cadre**

**Rahmen**

**Cuerpo de cuadro**



B425 b5

Service item	F.R.T.	Ref. No.	Part No.	Description	Reqd. No.				Serial No.	Area code
					Kz	Lz	KA	Kk		
			50354-438-010	PLATE A, ENGINE HANGER			1	2105980	CM	
							1		DK,DM,E,ED,F,G,SA,U,YA	
		4	50154-425-000	PLATE B, ENGINE HANGER			1		CM	
			50353-438-000	PLATE B, ENGINE HANGER			1			
		5	50326-425-000	COLLAR, L, ENGINE MOUNTING			1			
			50327-425-000	COLLAR, R, ENGINE MOUNTING			1			
		6	50327-425-000	COLLAR, R, ENGINE MOUNTING			1			
		7	50351-425-000	PLATE, FR, ENGINE HANGER			1			
			50351-438-000	PLATE, FR, ENGINE HANGER			1			
		8	50352-425-000	PLATE, L, FR, ENGINE HANGER			1			

1980.12.10

E

2-F16

**2-G1**

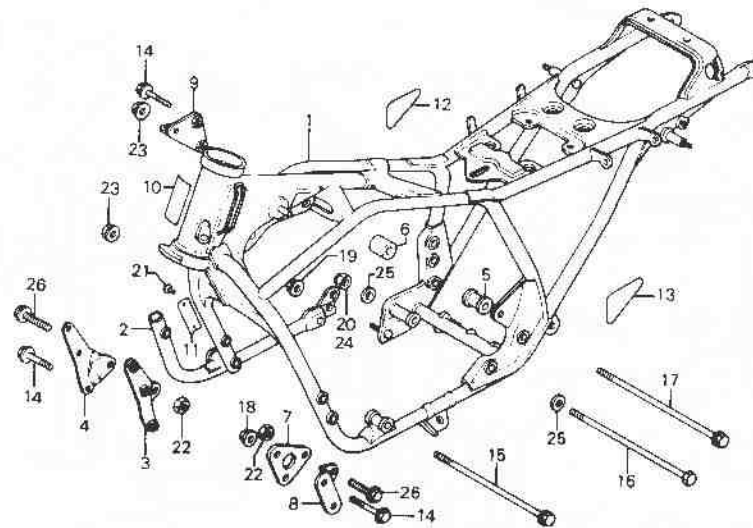
**F-28**

Frame body

Cadre

Rahmen

Cuerpo de cuadro



B428-55

Service item	F.R.T.	Ref. No.	Part No.	Description	Reqd. No.				Serial No.	Area code
					Kz	Lz	Ka	Ke		
			50352-438-000	PLATE, L. FR. ENGINE HANGER	1	1	1			
		9	50356-425-010	BRACKET, RR. ENGINE HANGER	1	1	1		CM, DK,DM,E,ED,F,G,SA,J YA	
			50356-425-020	BRACKET, RR. ENGINE HANGER				1		
		10	87125-041-680	PLATE, NAME	1	1	1		DK,DM,SA	
			87501-425-611	PLATE, REGISTERED NUMBER	1	1			E,ED,F,G,YA	
			87501-MA4-610	PLATE, REGISTERED NUMBER				1	E,ED,F,G	
			87504-425-670	MARK, MUFFLER CAUTION	1	1	1	1	CM	
			87504-425-720	MARK, MUFFLER CAUTION (FRENCH)	1	1	1		CM	
		13	87507-425-670	MARK, DRIVE CHAIN CAUTION	1				2023205 CM	
			87507-425-671	MARK, DRIVE CHAIN CAUTION						
			87507-425-720	MARK, DRIVE CHAIN CAUTION (FRENCH)	1				CM	

1980.12.10

E

2-G1

2-G2

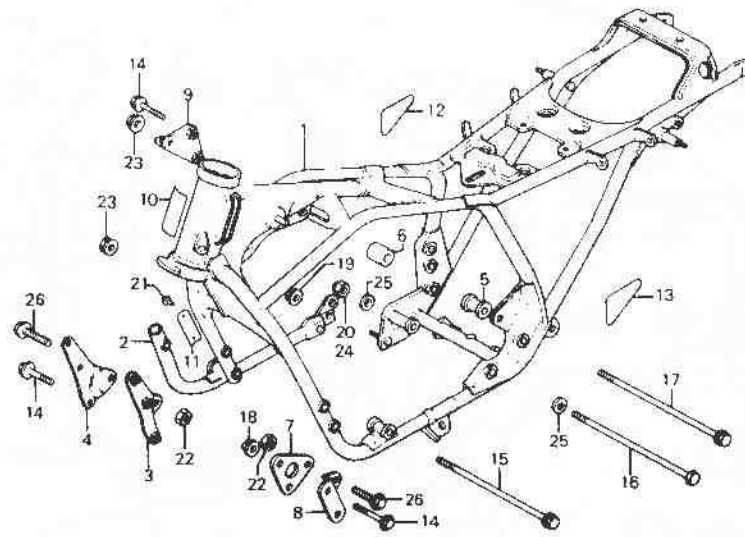
F-28

Frame body

Cadre

Rahmen

Cuerpo de cuadro



B42/ 59

Service item	F.R.T.	Ref. No.	Part No.	Description	Reqd. No				Serial No.	Area code
					Kz	L/	KA	Ke		
			87507-425-871	MARK, DRIVE CHAIN CAUTION				1		
			87507-425-671	MARK, DRIVE CHAIN CAUTION				1	2023206	CM
			87507-425-770	MARK, DRIVE CHAIN CAUTION				1	1	CM
			87507-425-780	MARK, DRIVE CHAIN CAUTION				1		2110157 CM
				(FRENCH)						
			87507-425-781	MARK, DRIVE CHAIN CAUTION				1	2110158	CM
				(FRENCH)						CM
		14	90016-425-010	BOLT, FLANGE, 8X62				7	7	7
			90016-438-000	BOLT, SPECIAL FLANGE, 8X62				7	7	
		15	90152-425-000	BOLT, FLANGE, 10X330				1	1	1
			90152-438-000	BOLT, ENGINE HANGER, 10X325				1		
		16	90155-392-000	BOLT, RR, ENGINE HANGER LOWER				1	1	1
								1		CM DK,DM,SA

1980.12.10

E

2-G2

2-G3

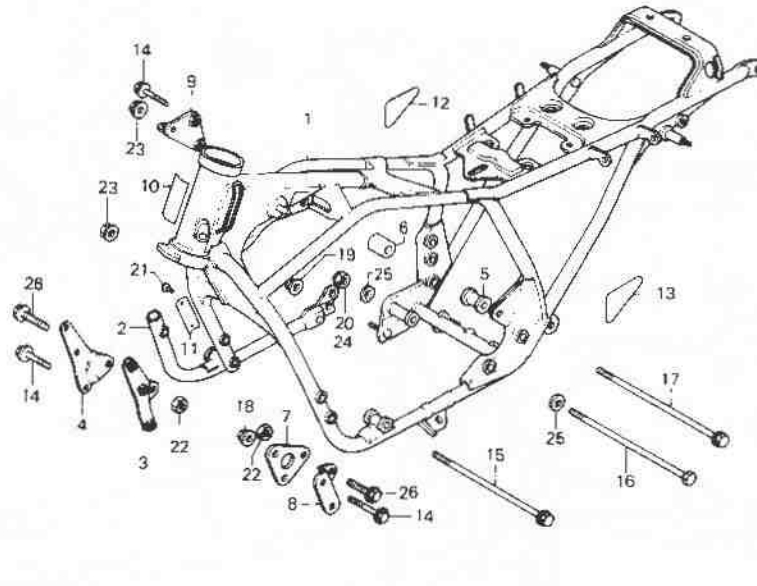
F-28

Frame body

Cadre

Rahmen

Cuerpo de cuadro



8020.52

Service item	F.R.T.	Ref. No.	Part No.	Description	Reqd. No			Serial No.	Area code
					Kz	Lz	Ka		
			90157-425-610	BOLT, 12X378	1	1	1		E,ED,F,G,U,YA
			90157-425-870	BDLT, ENGINE HANGER LOWER, 12X346		1			DK,DM,SA
17			90156-425-000	BDLT, ENGINE UPPER HANGER	1				
			90156-438-000	BOLT, ENGINE HANGER, 10X280		1			
			90156-425-830	BDLT, ENGINE HANGER, 10X284			1	1	
18			90202-425-870	NUT, FLANGE, 8MM		2			
			94050-08000	NUT, FLANGE, 8MM		2	2	2	
19			90208-438-000	NUT, FLANGE CAP, 8MM		2			
			94050-08000	NUT, FLANGE, 8MM		2	2	2	
20			90353-045-000	NUT, SELF LOCK, 12MM	1	1	1		E,ED,F,G,U,YA
							1		DK,DM,SA
21			90841-001-000	SCREW, RIVET, 1,5X5	2	2	2		DK,DM,E,ED,F,G,YA
22			94030-10000	NJT, HEX., 10MM	2	2	2		
23			94050-10000	NJT, FLANGE, 10MM	2	2	2		

1980.12.10

E

2-63

**2-G4**

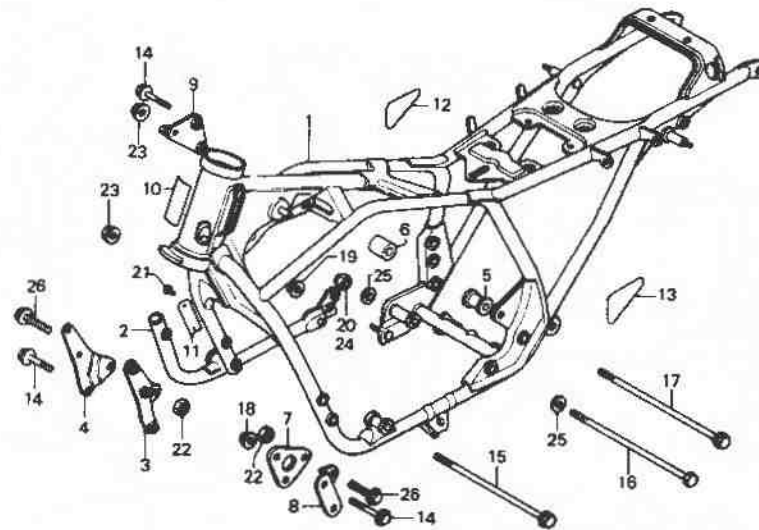
**F-28**

**Frame body**

**Cadre**

**Rahmen**

**Cuerpo de cuadro**



8425-55

Service item	F.R.T.	Ref. No.	Part No.	Description	Reqd. No.				Serial No.	Area code
					CB750	Kz	Lz	KA		
		24	90210-438-000	NUT, FLANGE CAP, 10MM				2		
			94050-12000	NUT, FLANGE, 12MM	1			1	1	CM
		25	90212-438-000	NUT, FLANGE CAP, 12MM	1			1		DK,DM,SA
			94102-12000	WASHER, PLAIN, 12MM	2			2	2	E,ED,F,G,U,YA
									2	DK,DM,SA
		26	90158-438-000	BDLT, SPECIAL FLANGE, 10X50				2		CM,ED,G
			95800-10050-00	BDLT, FLANGE, 10X50	2			2		DK,DM,E,F,SA,U
					2			2	2034235	2107211
			95800-10060-00	BDLT, FLANGE, 10X60	2			2	2034236	2107212
								2		CM
								2		DK,DM,E,ED,F,G,SA,U,YA
								2		CM

1980.12.10

E

2-G4

2-G5

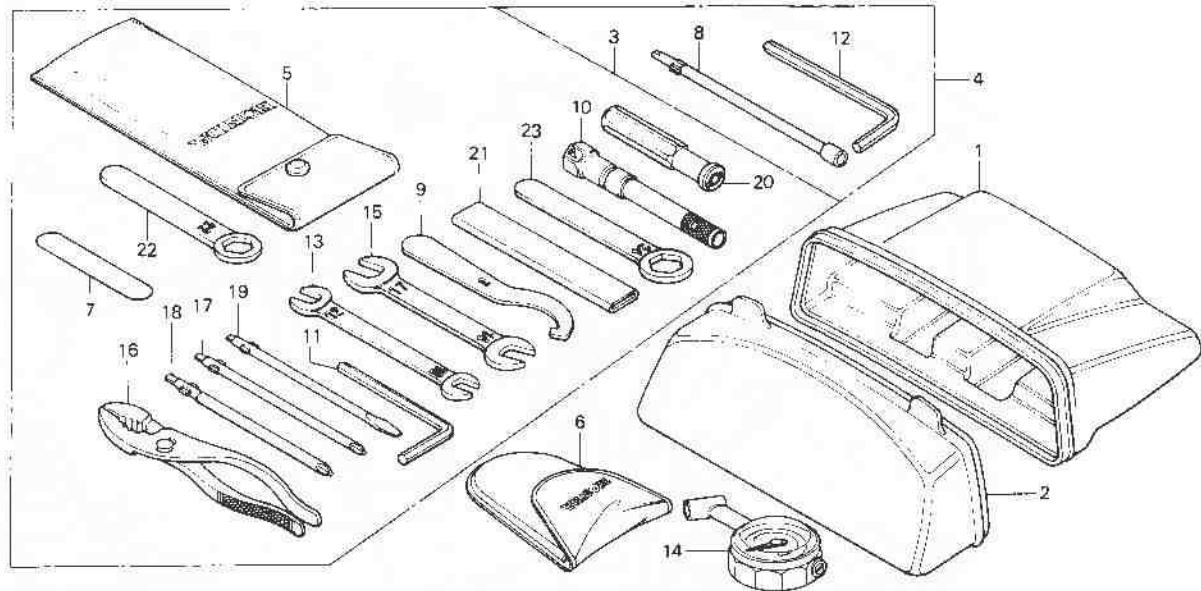
F-29

Tool

Outils

Werkzeug

Herramientas



B425-69A

Service item	F.R.T.	Ref. No.	Part No.	Description	Reqd. No				Serial No.	Area code
					CB750	Kz	Lz	KA		
		1	83510-425-000	BDX, TOOL	1					CM
		2	83511-425-000	CAP, TOOL BOX	1		1	1		DK,DM,E,ED,F,G,SA,U,YA
		3	89010-410-000	TOOL SET	1		1	1		CM
		4	89010-425-870	TOOL SET	1		1	1		DK,DM,E,ED,F,G,SA,U,YA
		5	89101-371-013	BAG, TOOL	1		1	1		
			89101-425-870	BAG, TOOL			1			
		6	89102-469-003	BAG, AIR PRESSURE GAUGE					(1)	CM
		7	89103-371-000	GAUGE, FEELER, 0.7	1	1	1	1		
		8	89214-422-000	WRENCH, BOX		1				
		9	89215-404-670	SPANNER, PIN	1		1	1		
			89215-425-870	SPANNER, PIN		1				
		10	89216-323-000	WRENCH, SPARK PLUG	1		1	1		
			89216-425-870	WRENCH, SPARK PLUG		1				
		11	89221-371-000	WRENCH, HEX., 6MM	1		1	1		
			89221-422-000	WRENCH, HEX., 6MM		1				
		12	89222-422-000	WRENCH, HEX., 8MM			1			

1980.12.10

E

2-G5

**2-G6**

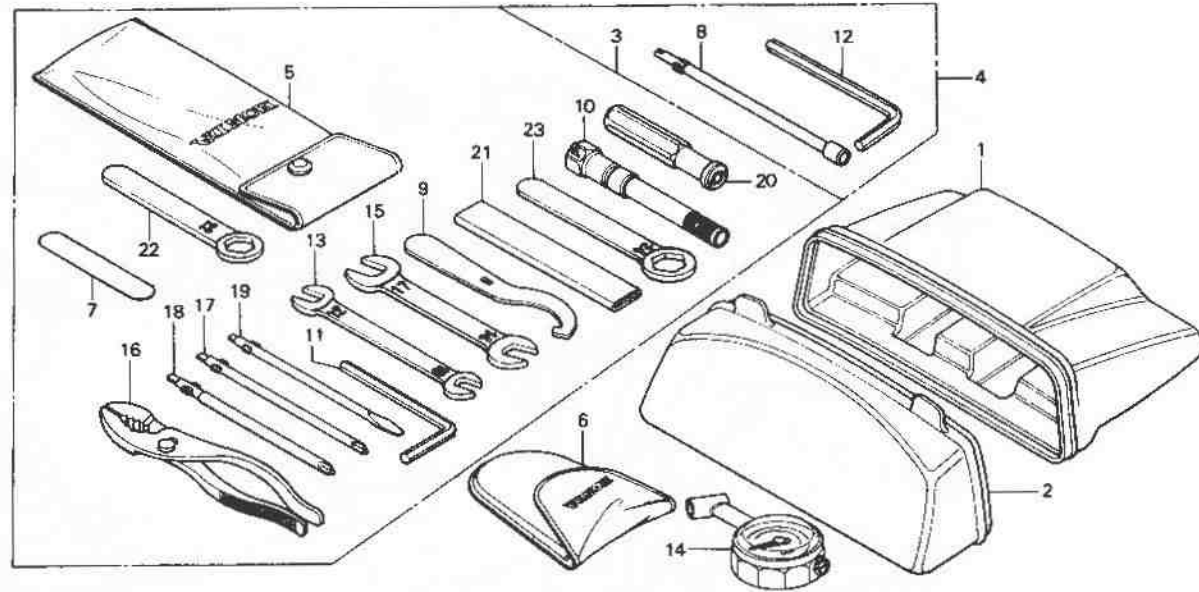
**F-29**

**Tool**

**Outils**

**Werkzeug**

**Herramientas**



8425-09A

Service Item	F.R.T.	Ref. No.	Part No.	Description	Reqd. No.				Serial No.	Area code
					Kz	Lz	Ka	Kb		
		13	89225-425-870	SPANNER, 10X12	1	1				
			99001-10120	SPANNER, 10X12			1	1		
		14	89301-461-003	GAUGE, AIR PRESSURE					(1)	CM
		15	89226-425-870	SPANNER, 14X17	1	1				
			99001-14170	SPANNER, 14X17			1	1		
		16	99002-13500	PLIERS, 135	1	1				
			89210-425-870	PLIERS, 150			1			
		17	89227-422-000	DRIVER 2, PLUS SCREW			1			
			99003-10000	DRIVER 2, PLUS SCREW	1			1	1	
		18	99003-20000	DRIVER 3, PLUS SCREW	1				1	
			89228-422-000	DRIVER 3, PLUS SCREW			1			
		19	99003-30000	DRIVER 2, MINUS SCREW	1				1	
			89229-422-000	DRIVER 2, MINUS SCREW			1			
		20	99003-50000	GRIP	1	1	1	1		
		21	99006-12000	HANDLE, EYE WRENCH, 120MM	1			1	1	
			89217-422-000	HANDLE, EYE WRENCH, 120MM			1			
		22	89218-425-870	WRENCH, EYE, 22MM			1			
			99006-22000	WRENCH, EYE, 22MM	1			1	1	
		23	99006-24000	WRENCH, EYE, 24MM	1			1	1	

1980.12.10

E

2-G6

**2-G7**

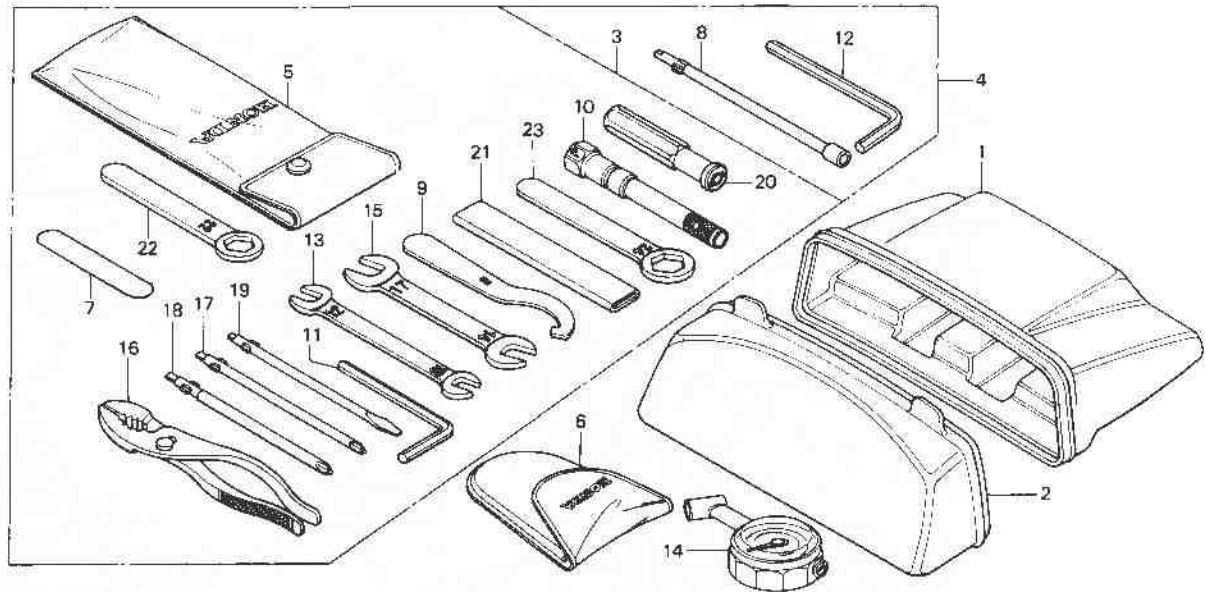
**F-29**

**Tool**

**Outils**

**Werkzeug**

**Herramientas**



B425-69A

Service Item	F.R.T.	Ref. No.	Part No.	Description	Reqd. No. CB750 Kz Lz KA Ke	Serial No.	Area code
			89219-425-870	WRENCH, EYE, 24MM	1		
			1980.12.10	E	2-G7		