



# **Z125M**

**Z125M<sub>K</sub>**

**PARTS CATALOGUE**

**1**

---

**FOREWORD INDEX**

**1**

---

**ENGINE GROUP**

**2**

---

**FRAME GROUP**

**3**

---

**PART NUMBER INDEX**

**4**

---

**PART NAME INDEX**

**5**

---



## Instruction for use of parts catalogue

- **This parts catalogue has been created as of July 20, 2018.**
  - Since this date, the sales practice for repair parts may have been changed or the parts may have been eliminated (listed for those not for sale).
  - The modified information is reflected on the latest Electronic Parts Catalogue (EPC).  
Also, refer to the parts catalogue news for any change.
  - See the parts catalogue news for any revision that is made after July 20, 2018.
- **Always specify the part number when ordering a part.**
  - Check the model, type, serial numbers, color, maker, and the size as needed before ordering a part.
  - Note that the illustrations (part drawings) can differ from the actual parts in shape.  
They are given just to help you to refer to the parts.
- **When modifications or additions to this parts catalogue are made, a revised edition will be issued at an appropriate time, with successively progressing revision numbers on the cover. We recommend obtaining such revisions in order to keep your parts catalogue up-to-date at all times. To check whether a parts catalogue revision has been issued, please contact your Honda distributor.**


Initial version issue date  
July 20, 2018  
**Honda Motor Co., Ltd.**

## CONTENTS

	Page
● Instruction for use of parts catalogue .....	1
● How to refer to the part information .....	2
● Part catalogue structure .....	3
● When the parts were revised .....	5
● Abbreviations used in the parts catalogue .....	5
● Part block and serial number check .....	6
● Models, parts catalogue codes and applicable serial numbers .....	7
● Color chart .....	8
● Fuel hose, general purpose hoses and vinyl hose .....	10
● FLAT RATE SERVICE TIME .....	14
● Illustrated index .....	19
● ENGINE GROUP .....	25
● FRAME GROUP .....	43
● PART NO. INDEX .....	83
● PART NAME INDEX .....	86

How to refer to the part information

A Reference with "Illustrated index"

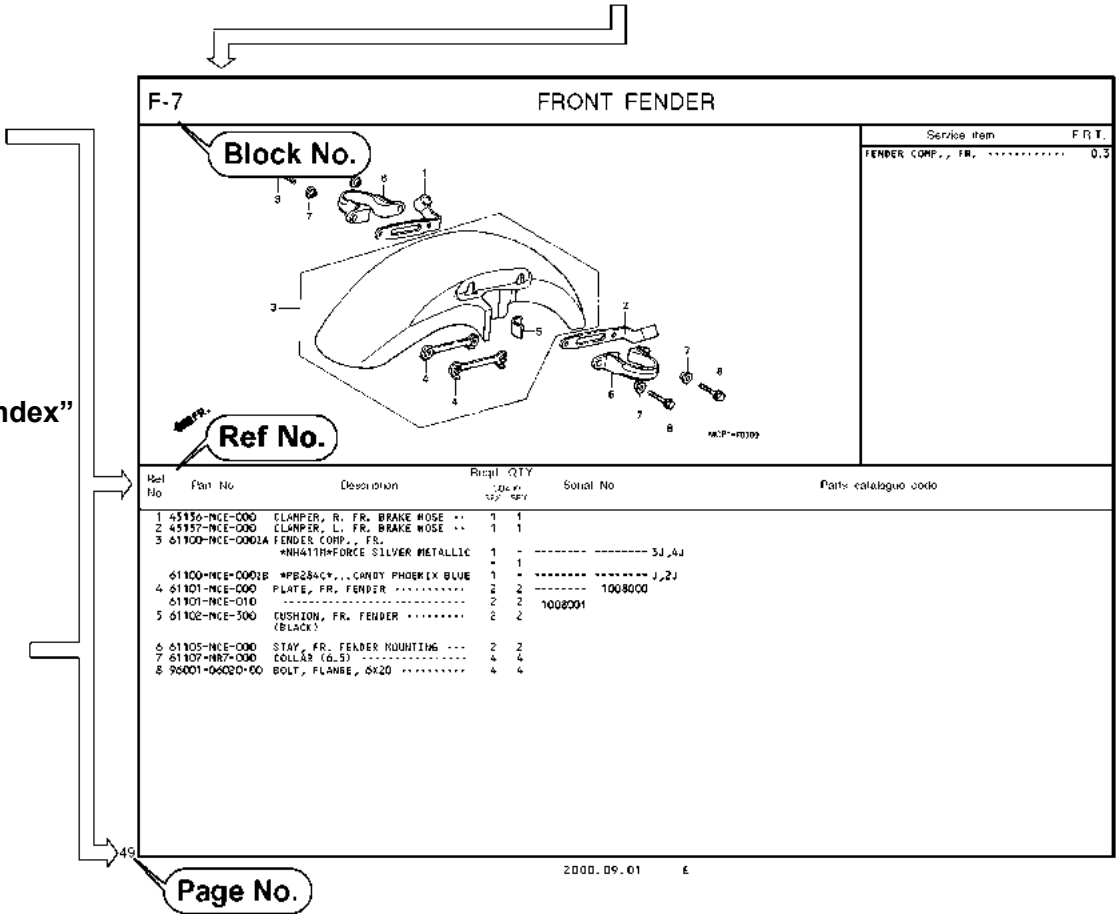


B Reference with "Part number index"

PART NO. INDEX			
Part Number	Page	Part Number	Page
04000		13323-NW9-751	28 10
		13324-NW9-751	28 10
04011-MCE-000	26 1	13325-NW9-751	28 10
		13327-NW9-751	28 10
06000		14000	
06405-MY5-P00	67 3	14100-MCE-000	13 2
06405-MY5-P10	67 3	14200-MCE-000	13 3
06410-MY9-840	56 1	14321-MCE-000	16 2
06435-MCE-000	55 1	14321-MCE-000	16 2
06451-164-405	51 2	14401-MCE-005	16 3
06451-164-405	55 2	14510-MCE-000	16 4
06451-M47-405	51 1	14520-NW9-691	16 5
06455-MCE-000	51 3	14526-NW9-690	16 6
		14546-MCE-000	16 7
11000		14620-NW9-691	16 8
11210-MCA-000	25 1	14711-MCE-000	13 4
11330-MCE-305	18 1	14712-MCE-000	13 5
11333-M38-000	22 1	14721-MCE-000	13 6
11335-MCE-000	18 2	14722-MCE-000	13 7
11340-MCE-000	20 1	14730-MCE-000	13 8
11365-MCE-000	23 2	14731-MCE-000	13 9
11366-MY9-000	18 3	14731-NW9-751	13 10
11631-MCE-000	21 1	14751-MY2-000	13 11
11691-MY9-000	21 2	14751-MCE-000	13 12
		14761-MCE-000	13 13

C Reference with "Part name index"

PART NAME INDEX			
Part name	Page	Part	Page
[ A ]			
ADJUSTER, CHAIN	67	BOLT, CHANGE	5
ARM COMP., GEAR CHANGE	64	BOLT, CLUTCH	3
ARM, L. MAIN STEP	65	BOLT, CONNCT	5
ARM, L. PILLION STEP	65	BOLT, RISK, C	5
ARM, R. MAIN STEP	65	BOLT, BISK, I	5
ARM, R. PILLION STEP	65	BOLT, BRAIN F	5
AUTO COOK ASSY., FUEL	58	BOLT, FLANGE	5
AXLE, FR. WHEEL	42	BOLT, FLANGE	11
AXLE, RR. WHEEL	36	BOLT, FLANGE	3
[ B ]			
BAG, AIR PRESSURE GAUGE	77	BOLT, FLANGE	4
BAG, SERVICE HOSE	77	BOLT, FLANGE	1
BAG, TOOL	77	BOLT, FLANGE	1
BALL, STEEL	65	BOLT, FLANGE	20
BAND A, INSULATOR	11	BOLT, FLANGE	11
BAND B, INSULATOR	11	BOLT, FLANGE	12
BAND, AIR CLEANER CONNECTING TUBE	62	BOLT, FLANGE	22
BAND, U-LOCK	70	BOLT, FLANGE	3
BAND, WIRE	26	BOLT, FLANGE	14
	43	BOLT, FLANGE	21
	74	BOLT, FLANGE	14



## Part catalogue structure

F-7		FRONT FENDER		Service item		F.R.T.	
				FENDER COMP., FR. ....		0.3	
4	5	6	7	8	9	10	11
12							13
Ref. No.	Part No.	Description	Reqd. QTY CB400 SFX SFY	Serial No.	Parts catalogue code		
1	45156-MCE-000	CLAMPER, R. FR. BRAKE HOSE ..	1 1				
2	45157-MCE-000	CLAMPER, L. FR. BRAKE HOSE ..	1 1				
3	61100-MCE-000ZA	FENDER COMP., FR. *NH411M*FORCE SILVER METALLIC	1 -	-----	3J,4J		
	61100-MCE-000ZB	*PB284C*...CANDY PHOENIX BLUE	- 1	-----	J,2J		
4	61101-MCE-000	PLATE, FR. FENDER .....	2 2	1008000			
	61101-MCE-010	.....	2 2	1008001			
5	61102-MCE-300	CUSHION, FR. FENDER .....	2 2				
		(BLACK)					

① Block title ② Block number

③ Service item/Flat rate time

④ Reference number

- Title number marked with the parenthesis or parentheses indicates that it continues from the previous page.

⑤ Part number ⑥ Honda color code

⑦ Description

⑧ Assemblies

- Sections framed with broken lines in the exploded view drawings are available as complete assemblies. (Their individual parts can also be obtained.)

⑨ Color description

⑩ Note

- Notes are shown with the parentheses in the part name column.

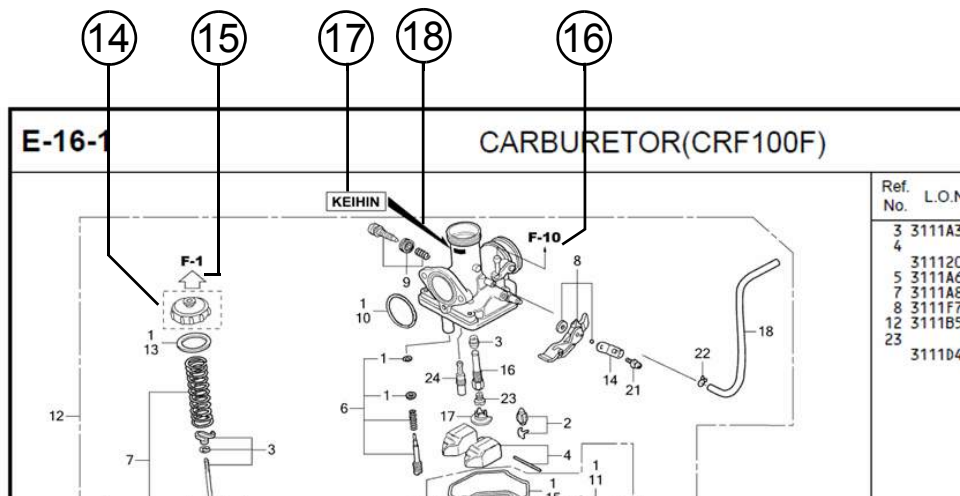
⑪ Required quantity

- Reqd. QTY shown in the parenthesis or parentheses indicates the optional part.
- Reqd. QTY marked with "N" indicates the optional part that should be selected as needed.
- Reqd. QTY indicates the number of the part used in the block.

⑫ Serial number

⑬ Parts catalogue code

- When the parts catalogue code column is blank, it indicates that the part is applicable to all codes.



⑭   
 • Parts enclosed within a dotted line are covered in a different block.

⑮   
 • A hollow arrow indicates the block No. for the parts enclosed within a dotted line .


⑯   
 • A solid arrow indicates the block No. the part in question is connected to.

⑰ **Replacement Identification Information for Designated Part No.**

⑱ **Location of Replacement Identification Information for Designated Part No.**

- If an arrow mark is indicated in 18, the part is incompatible with a different part No.
- Make sure to order the part of the same manufacture, including the component part.
- To make an order, indicate the part No., which includes the symbol displayed on the applicable section of the part to be replaced.

## When the parts were revised



Ref. No.	Part No.	Description	Reqd. QTY		Serial No.
			CB400 %FX	SFY	
1	45156-MCE-000	CLAMPER, R. FR. BRAKE HOSE ..	1	1	
2	45157-MCE-000	CLAMPER, L. FR. BRAKE HOSE ..	1	1	
3	61100-MCE-000ZA	FENDER COMP., FR. *NH411M*FORCE SILVER METALLIC	1	-	3J,4J
	61100-MCE-000ZB	*PB284C*...CANDY PHOENIX BLUE	1	-	J,2J
4	61101-MCE-000	PLATE, FR. FENDER (###)	2	2	1008000
	61101-MCE-010	.....	2	2	1008001
5	61102-MCE-300	CUSHION, FR. FENDER ..... (BLACK)	2	2	
6	61105-MCE-000	STAY, FR. FENDER MOUNTING ...	2	2	
7	61107-MR7-000	COLLAR (6,5) .....	4	4	
8	96001-06020-00	BOLT, FLANGE, 6X20 .....	4	4	

The number has been used from the initial model without revision.

When shown at the left side, it is applicable to the models of No.1008001 and the subsequent numbers.

When shown at the right side, it is applicable to the models up to No.1008000.

The parts listed with "###" at the end of the parts name have limited supply period (parts not for sale).

## Abbreviations used in the parts catalogue



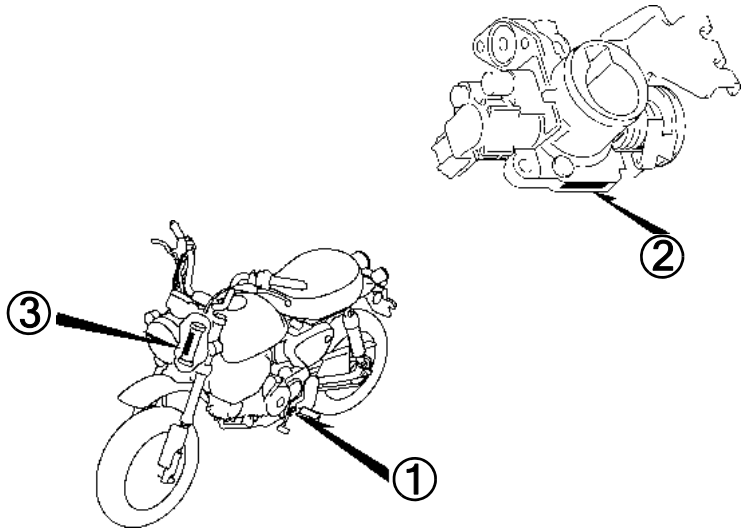
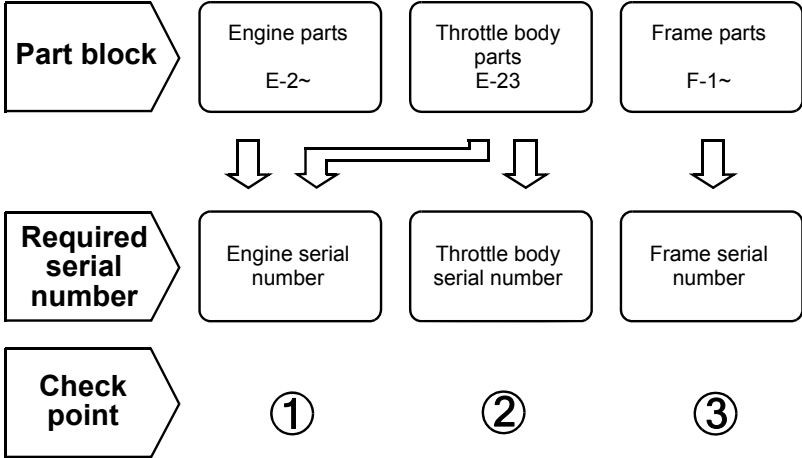
\* "L." or "R." in the description of a part stands for the LEFT hand side or the RIGHT hand side. Determine the left or right as if you were in the motorcycle seat.

### The following abbreviations are used in this parts catalogue.

A ..... Ampere	L .....Left
ABS ..... Anti-lock brake system	L (100L) .Link (100 Links)
A.C. .... Alternating current	L.E.D. ....Light emitted diode
A.M. .... Attaching mark	MM .....Millimeter
ASSY. .... Assembly	MPH .....Miles per hour
C.D.I. .... Capacitive discharge ignition	R. ....Right
COMP. ... Complete	RR. ....Rear
CP. .... Candle power	STD. ....Standard
D.C. .... Direct current	T (22T) ...Tooth (22 Teeth)
EX. .... Exhaust	TCS .....Traction control system
FR. .... Front	T.M. ....Transcript mark
G ..... Gram	V .....Volt
HEX. .... Hexagonal	W .....Watt
IN. .... Inlet	WL .....With labelling
KPH ..... Kilometers per hour	WOL .....Without labelling

# 1

## Part block and serial number check



### Models, parts catalogue codes and applicable serial numbers

Models, parts catalogue codes and applicable serial Nos. given in this parts catalogue can be identified as follows.

Parts with parts catalogue codes are exclusive for models destined for countries designated.

If no area codes are listed, parts are for common use.

Model	Area code	Type	Applicable engine serial No.	Applicable frame serial No.	Applicable throttle body identification No.
Z125Mk	MA	Malaysia	JB02E-2000001~	MLHJB029*K5000001~	YHB A

\* Of carburetor/throttle body identification numbers, only the portions underlined in the example below are used for registration.

YHB A KC 7

## Color chart

- When ordering a colored part, refer to the chart below and use a part number consisting of the relevant basic part number to which has been added a part color code.

### Z125M (Z125MK)

No.	MODEL		Z125MK						
	COLOR		Pearl glittering blue	Pearl nebula red	Banana yellow	Applicable model		Applicable block No.	Ref. No.
	CODE		B-231P	R-376P	YR-354				
	Name of colored parts	Basic part No.	B231	R376	YR354	Initial applicable model	Final applicable model		
1	BADGE, L. PRODUCT	86202-K0F-T00	ZA	ZA	ZA			F-50	3
2	BADGE, R. PRODUCT	86201-K0F-T00	ZA	ZA	ZA			F-50	2
3	BODY COMP., FRAME	50100-K0F-M00	ZC	ZB	ZA			F-39	1
4	BRACKET, L. HEADLIGHT	61320-K0F-T00	ZD	ZB	ZA			F-43	5
5	BRACKET, R. HEADLIGHT	61310-K0F-T00	ZD	ZB	ZA			F-43	2
6	COVER SET, L. SIDE OUTER	64550-K0F-T00	ZC	ZB	ZA			F-24	3
7	CUSHION ASSY., RR.	52400-K0F-A01	-	-	ZA			F-33	1
8	CUSHION ASSY., RR.	52400-K0F-J01	-	ZA	-			F-33	1
9	CUSHION ASSY., RR.	52400-K0F-V01	ZA	-	-			F-33	1
10	FORK ASSY., L. FR.	51500-K0F-A01	-	-	ZA			F-11	13
11	FORK ASSY., L. FR.	51500-K0F-J01	-	ZA	-			F-11	13
12	FORK ASSY., L. FR.	51500-K0F-V01	ZA	-	-			F-11	13
13	FORK ASSY., R. FR.	51400-K0F-A01	-	-	ZA			F-11	2
14	FORK ASSY., R. FR.	51400-K0F-J01	-	ZA	-			F-11	2
15	FORK ASSY., R. FR.	51400-K0F-V01	ZA	-	-			F-11	2
16	MARK	86641-K0F-T00	ZC	ZB	ZA			F-50	4

Z125M (Z125Mk)

No.	MODEL		Z125MK						
	COLOR		Pearl glittering blue	Pearl nebula red	Banana yellow	Applicable model		Applicable block No.	Ref. No.
	CODE		B-231P	R-376P	YR-354				
	Name of colored parts	Basic part No.	B231	R376	YR354	Initial applicable model	Final applicable model		
17	SEAT COMP., SINGLE	77100-K0F-T01	ZA	ZA	ZA			F-23	2
18	STRIPE, FUEL TANK	86171-K0F-T00	ZA	ZA	ZA			F-50	1
19	SWINGARM SUB ASSY., RR.	52200-K0F-T00	ZD	ZB	ZA			F-32	8
20	TANK SET, FUEL	17520-K0F-T00	ZD	ZB	ZA			F-21	4
21	WHEEL SUB ASSY., FR.	44650-K26-B00	ZC	ZC	ZC			F-14-40	5
22	WHEEL SUB ASSY., RR.	42650-K26-B00	ZD	ZD	ZD			F-19-40	9

## Fuel hose, general purpose hoses and vinyl hose

- The standard part fuel hose, general purpose hose and vinyl hose may be substituted by the coiled bulk part.
- When ordering the standard part fuel hose, general purpose hose and vinyl hose use the bulk part number written in the parts catalogue in brackets ( ) underneath the part name, or use the catalogue below.  
(The bulk part standard length is 1 m, however, those displayed in the catalogue < > are available in 3 m and 8 m lengths.)
- When exchanging the hose, cut and use at the specified length as mentioned in the part name.  
(For the method of cutting the bulk part, and method of filling out orders etc., please refer to the service manual and the instructions issued with the bulk part.)
- The list below is a catalogue of the standard part numbers and bulk part numbers. Note that those numbers are applicable to the listed replacement parts only.

Fuel hoses/Tubes			
Standard part No.	Bulk part No.	Bulk part	
		Inner diameter (mm)	Length (m)
95001-30xxx-2x	95001-30001-20M	3.0	1
95001-30xxx-3x	95001-30001-30M	3.0	1
95001-30xxx-4x	95001-30001-40M	3.0	1
95001-35xxx-2x	95001-35001-50M <95001-35003-50M>	3.5	1 3
95001-35xxx-3x	95001-35001-60M <95001-35003-60M>	3.5	1 3
95001-35xxx-4x	95001-35001-60M <95001-35003-60M>	3.5	1 3
95001-35xxx-5x	95001-35001-50M <95001-35003-50M>	3.5	1 3
95001-35xxx-6x	95001-35001-60M <95001-35003-60M>	3.5	1 3
95001-45xxx-2x	95001-45001-50M <95001-45003-50M>	4.5	1 3
95001-45xxx-3x	95001-45001-60M <95001-45003-60M> <95001-45008-60M>	4.5	1 3 8
95001-45xxx-4x	95001-45001-60M <95001-45003-60M> <95001-45008-60M>	4.5	1 3 8
95001-45xxx-5x	95001-45001-50M <95001-45003-50M>	4.5	1 3
95001-45xxx-6x	95001-45001-60M <95001-45003-60M> <95001-45008-60M>	4.5	1 3 8
95001-55xxx-2x	95001-55001-50M <95001-55003-50M> <95001-55008-50M>	5.5	1 3 8

Fuel hoses/Tubes			
Standard part No.	Bulk part No.	Bulk part	
		Inner diameter (mm)	Length (m)
95001-55xxx-3x	95001-55001-60M <95001-55003-60M> <95001-55008-60M>	5.5	1 3 8
95001-55xxx-4x	95001-55001-60M <95001-55003-60M> <95001-55008-60M>	5.5	1 3 8
95001-55xxx-5x	95001-55001-50M <95001-55003-50M> <95001-55008-50M>	5.5	1 3 8
95001-55xxx-6x	95001-55001-60M <95001-55003-60M> <95001-55008-60M>	5.5	1 3 8
95001-75xxx-2x	95001-75001-50M <95001-75003-50M>	7.5	1 3
95001-75xxx-3x	95001-75001-60M <95001-75003-60M> <95001-75008-60M>	7.5	1 3 8
95001-75xxx-4x	95001-75001-60M <95001-75003-60M> <95001-75008-60M>	7.5	1 3 8
95001-75xxx-5x	95001-75001-50M <95001-75003-50M>	7.5	1 3
95001-75xxx-6x	95001-75001-60M <95001-75003-60M> <95001-75008-60M>	7.5	1 3 8
95001-80xxx-2x	95001-80001-50M	8.0	1
95001-80xxx-3x	95001-80001-60M	8.0	1
95001-80xxx-4x	95001-80001-60M	8.0	1
95001-80xxx-5x	95001-80001-50M	8.0	1
95001-80xxx-6x	95001-80001-60M	8.0	1

Vinyl tube				
Standard part No.	Bulk part No.	Bulk part		
		Inner dia- meter (mm)	Outer dia-meter (mm)	Length (m)
95003-01xxx-3x	95003-01001-60M <95003-01003-60M>	2.9	6.8	1 3
95003-01xxx-60	95003-01001-60M <95003-01003-60M>	2.9	6.8	1 3
95003-03xxx-3x	95003-03001-60M <95003-03003-60M>	3.0	6.0	1 3
95003-03xxx-60	95003-03001-60M <95003-03003-60M>	3.0	6.0	1 3
95003-05xxx-3x	95003-05001-60M <95003-05003-60M> <95003-05008-60M>	3.5	6.5	1 3 8
95003-05xxx-60	95003-05001-60M <95003-05003-60M> <95003-05008-60M>	3.5	6.5	1 3 8
95003-07xxx-1x	95003-07001-10M <95003-07003-10M> <95003-07008-10M>	4.0	7.0	1 3 8
95003-07xxx-20	95003-07001-10M <95003-07003-10M> <95003-07008-10M>	4.0	7.0	1 3 8
95003-07xxx-3x	95003-07001-60M <95003-07003-60M> <95003-07008-60M>	4.0	7.0	1 3 8
95003-07xxx-60	95003-07001-60M <95003-07003-60M> <95003-07008-60M>	4.0	7.0	1 3 8
95003-07xxx-7x	95003-07001-70M <95003-07003-70M> <95003-07008-70M>	4.0	7.0	1 3 8
95003-08xxx-1x	95003-08001-10M <95003-08003-10M> <95003-08008-10M>	4.5	6.5	1 3 8
95003-09xxx-3x	95003-09001-60M <95003-09003-60M>	4.5	8.0	1 3
95003-09xxx-60	95003-09001-60M <95003-09003-60M>	4.5	8.0	1 3
95003-10xxx-1x	95003-10001-10M <95003-10003-10M>	5.0	8.0	1 3
95003-10xxx-20	95003-10001-10M <95003-10003-10M>	5.0	8.0	1 3
95003-10xxx-3x	95003-10001-60M <95003-10003-60M>	5.0	8.0	1 3
95003-10xxx-60	95003-10001-60M <95003-10003-60M>	5.0	8.0	1 3
95003-11xxx-3x	95003-11001-60M <95003-11003-60M> <95003-11008-60M>	5.0	9.0	1 3 8
95003-11xxx-60	95003-11001-60M <95003-11003-60M> <95003-11008-60M>	5.0	9.0	1 3 8
95003-12xxx-1x	95003-12001-10M <95003-12003-10M> <95003-12008-10M>	5.0	7.0	1 3 8
95003-12xxx-20	95003-12001-10M <95003-12003-10M> <95003-12008-10M>	5.0	7.0	1 3 8

Vinyl tube				
Standard part No.	Bulk part No.	Bulk part		
		Inner dia- meter (mm)	Outer dia-meter (mm)	Length (m)
95003-14xxx-1x	95003-14001-10M <95003-14003-10M>	6.0	9.0	1 3
95003-14xxx-20	95003-14001-10M <95003-14003-10M>	6.0	9.0	1 3
95003-14xxx-3x	95003-14001-60M <95003-14003-60M>	6.0	9.0	1 3
95003-17xxx-1x	95003-17001-10M <95003-17003-10M>	7.0	9.0	1 3
95003-19xxx-1x	95003-19001-10M <95003-19003-10M> <95003-19008-10M>	7.0	11.0	1 3 8
95003-19xxx-20	95003-19001-10M <95003-19003-10M> <95003-19008-10M>	7.0	11.0	1 3 8
95003-19xxx-3x	95003-19001-60M <95003-19003-60M> <95003-19008-60M>	7.0	11.0	1 3 8
95003-19xxx-60	95003-19001-60M <95003-19003-60M> <95003-19008-60M>	7.0	11.0	1 3 8
95003-21xxx-1x	95003-21001-10M <95003-21003-10M>	8.0	9.0	1 3
95003-21xxx-20	95003-21001-10M <95003-21003-10M>	8.0	9.0	1 3
95003-23xxx-1x	95003-23001-10M <95003-23003-10M>	8.0	12.0	1 3
95003-23xxx-20	95003-23001-10M <95003-23003-10M>	8.0	12.0	1 3
95003-23xxx-3x	95003-23001-60M <95003-23003-60M> <95003-23008-60M>	8.0	12.0	1 3 8
95003-23xxx-60	95003-23001-60M <95003-23003-60M> <95003-23008-60M>	8.0	12.0	1 3 8
95003-25xxx-1x	95003-25001-10M <95003-25003-10M>	9.0	11.0	1 3
95003-25xxx-20	95003-25001-10M <95003-25003-10M>	9.0	11.0	1 3
95003-25xxx-3x	95003-25001-60M <95003-25003-60M>	9.0	11.0	1 3
95003-25xxx-7x	95003-25001-70M <95003-25003-70M>	9.0	11.0	1 3
95003-27xxx-1x	95003-27001-10M <95003-27003-10M>	9.0	13.0	1 3
95003-27xxx-20	95003-27001-10M <95003-27003-10M>	9.0	13.0	1 3
95003-27xxx-3x	95003-27001-60M <95003-27003-60M>	9.0	13.0	1 3
95003-27xxx-60	95003-27001-60M <95003-27003-60M>	9.0	13.0	1 3
95003-33xxx-1x	95003-33001-10M <95003-33003-10M>	10.0	14.0	1 3
95003-33xxx-20	95003-33001-10M <95003-33003-10M>	10.0	14.0	1 3

Vinyl tube				
Standard part No.	Bulk part No.	Bulk part		
		Inner dia- meter (mm)	Outer dia-meter (mm)	Length (m)
95003-36xxx-1x	95003-36001-10M <95003-36003-10M> <95003-36008-10M>	11.0	13.0	1 3 8
95003-36xxx-20	95003-36001-10M <95003-36003-10M> <95003-36008-10M>	11.0	13.0	1 3 8
95003-37xxx-3x	95003-37001-60M <95003-37003-60M>	11.0	15.0	1 3
95003-37xxx-60	95003-37001-60M <95003-37003-60M>	11.0	15.0	1 3
95003-38xxx-1x	95003-38001-10M <95003-38003-10M>	12.0	13.0	1 3
95003-38xxx-20	95003-38001-10M <95003-38003-10M>	12.0	13.0	1 3
95003-39xxx-1x	95003-39001-10M <95003-39003-10M>	12.0	14.0	1 3
95003-39xxx-20	95003-39001-10M <95003-39003-10M>	12.0	14.0	1 3
95003-40xxx-20	95003-40001-10M <95003-40003-10M>	12.0	16.0	1 3
95003-40xxx-3x	95003-40001-60M <95003-40003-60M>	12.0	16.0	1 3
95003-40xxx-60	95003-40001-60M <95003-40003-60M>	12.0	16.0	1 3
95003-43xxx-1x	95003-43001-10M <95003-43003-10M> <95003-43008-10M>	13.0	15.0	1 3 8
95003-43xxx-20	95003-43001-10M <95003-43003-10M> <95003-43008-10M>	13.0	15.0	1 3 8
95003-45xxx-1x	95003-45001-10M <95003-45003-10M> <95003-45008-10M>	14.0	18.0	1 3 8
95003-45xxx-20	95003-45001-10M <95003-45003-10M> <95003-45008-10M>	14.0	18.0	1 3 8
95003-50xxx-1x	95003-50001-10M <95003-50003-10M>	16.0	19.0	1 3
95003-50xxx-20	95003-50001-10M <95003-50003-10M>	16.0	19.0	1 3
95003-50xxx-3x	95003-50001-60M <95003-50003-60M>	16.0	19.0	1 3
95003-55xxx-1x	95003-55001-10M <95003-55003-10M>	17.5	20.5	1 3
95003-55xxx-20	95003-55001-10M <95003-55003-10M>	17.5	20.5	1 3
95003-60xxx-1x	95003-60001-10M <95003-60003-10M>	22.0	27.0	1 3
95003-60xxx-20	95003-60001-10M <95003-60003-10M>	22.0	27.0	1 3
95003-60xxx-3x	95003-60001-60M <95003-60003-60M>	22.0	27.0	1 3
95003-60xxx-60	95003-60001-60M <95003-60003-60M>	22.0	27.0	1 3

General purpose hoses			
Standard part No.	Bulk part No.	Bulk part	
		Inner diameter (mm)	Length (m)
95005-11xxx-3x	95005-11001-30M	11.0	1
95005-11xxx-5x	95005-11001-50M	11.0	1
95005-12xxx-1x	95005-12001-10M <95005-12003-10M>	12.0	1 3
95005-12xxx-2x	95005-12001-20M	12.0	1
95005-12xxx-3x	95005-12001-30M	12.0	1
95005-12xxx-5x	95005-12001-50M	12.0	1
95005-14xxx-1x	95005-14001-10M	14.0	1
95005-14xxx-2x	95005-14001-20M <95005-14003-20M>	14.0	1 3
95005-14xxx-3x	95005-14001-30M	14.0	1
95005-14xxx-5x	95005-14001-50M	14.0	1
95005-17xxx-1x	95005-17001-10M	17.0	1
95005-17xxx-2x	95005-17001-20M	17.0	1
95005-17xxx-3x	95005-17001-30M	17.0	1
95005-17xxx-5x	95005-17001-50M	17.0	1
95005-30xxx-3x	95005-30001-30M	3.0	1
95005-30xxx-5x	95005-30001-50M	3.0	1
95005-35xxx-1x	95005-35001-10M <95005-35003-10M> <95005-35008-10M>	3.5	1 3 8
95005-35xxx-2x	95005-35001-20M	3.5	1
95005-35xxx-3x	95005-35001-30M	3.5	1
95005-35xxx-4x	95005-35001-10M <95005-35003-10M> <95005-35008-10M>	3.5	1 3 8
95005-35xxx-5x	95005-35001-50M	3.5	1
95005-45xxx-1x	95005-45001-10M <95005-45003-10M> <95005-45008-10M>	4.5	1 3 8
95005-45xxx-2x	95005-45001-20M	4.5	1
95005-45xxx-3x	95005-45001-30M	4.5	1

General purpose hoses			
Standard part No.	Bulk part No.	Bulk part	
		Inner diameter (mm)	Length (m)
95005-45xxx-4x	95005-45001-10M <95005-45003-10M> <95005-45008-10M>	4.5	1 3 8
95005-45xxx-5x	95005-45001-50M	4.5	1
95005-50xxx-3x	95005-50001-30M <95005-50003-30M>	5.0	1 3
95005-50xxx-5x	95005-50001-50M	5.0	1
95005-55xxx-1x	95005-55001-10M <95005-55003-10M> <95005-55008-10M>	5.3	1 3 8
95005-55xxx-2x	95005-55001-20M <95005-55003-20M>	5.3	1 3
95005-55xxx-4x	95005-55001-10M <95005-55003-10M> <95005-55008-10M>	5.3	1 3 8
95005-65xxx-1x	95005-65001-10M <95005-65003-10M>	6.5	1 3
95005-65xxx-2x	95005-65001-20M	6.5	1
95005-70xxx-3x	95005-70001-30M <95005-70003-30M>	7.0	1 3
95005-70xxx-5x	95005-70001-50M	7.0	1
95005-75xxx-1x	95005-75001-10M <95005-75003-10M>	7.3	1 3
95005-75xxx-2x	95005-75001-20M	7.3	1
95005-80xxx-1x	95005-80001-10M <95005-80003-10M>	8.0	1 3
95005-80xxx-2x	95005-80001-20M	8.0	1
95005-80xxx-3x	95005-80001-30M	8.0	1
95005-80xxx-5x	95005-80001-50M	8.0	1
95005-91xxx-3x	95005-91001-30M	12.0	1
95005-91xxx-5x	95005-91001-50M	12.0	1
95005-92xxx-3x	95005-92001-30M	12.0	1
95005-92xxx-5x	95005-92001-50M	12.0	1

NOTE: X is displayed to represent the omitted numerals and letters of the roman alphabet.

⊙ **CAUTION: It is DANGEROUS to confuse the fuel hose with the general purpose hose or vinyl hose.**

Never use a general purpose hose or vinyl hose in place of a fuel hose or vice versa. Always use the correct bulk part in the parts catalogue, according to the service manual or the instructions issued with the bulk part.

• Bulk part number of fuel hose, general purpose hose and vinyl hose.

(Example)

9 5 0 0 1 - 7 5 0 0 1 - 5 0 M

**Bulk part number:** Refers to the bulk part.

**Marking code (hose type):** (fuel hose and general purpose hose)

**Change code (for added hose):** (Vinyl hose)

- Indicates number mark or change sequence, however, the code for the bulk part must be strictly 0 (zero).

**Types of code:**

- Fuel hose
  - 2: Red outside braid (3 mm inside dia. only)
  - 5: Black inside braid
  - 3: Red (3 mm inside dia. only)
  - 4: Ash gray with red stripe (3 mm inside dia. only)
  - 6: Black
- Vinyl hose
  - 1: Clear
  - 2: Black
  - 3: Light red
  - 6: Light red
  - 7: Pale black
- General hose
  - 1: Ash gray
  - 2: Ash gray
  - 3: Black
  - 5: Black

**Lengths:** 001: 1 m (standard)  
003: 3 m  
008: 8 m

**I.D code:** (fuel hose and general purpose hose)

- 30: 3.0 mm
- 35: 3.5 mm
- 45: 4.5 mm
- 50: 5.0 mm
- 55: 5.3 mm, 5.5 mm
- 65: 6.5 mm
- 70: 7.0 mm
- 75: 7.3 mm, 7.5 mm
- 80: 8.0 mm
- 11: 11 mm
- 91: 12 mm (outside dia. 15) mm
- 92: 12 mm (outside dia. 16) mm
- 12: 12 mm (outside dia. 17) mm
- 14: 14 mm
- 17: 17 mm

**ID./OD. code:** (vinyl hose)

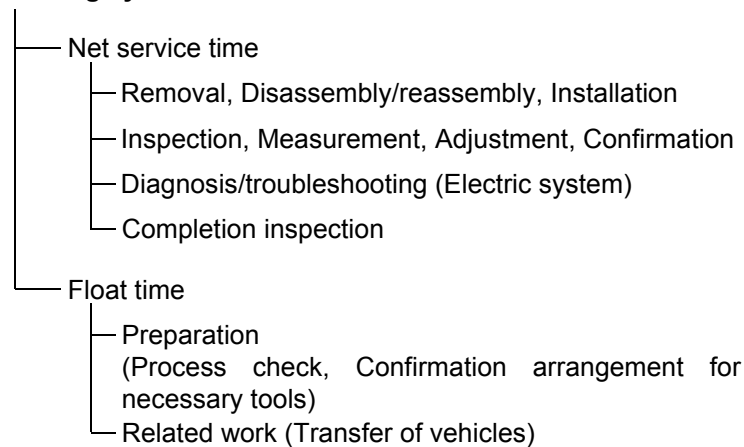
- 01: ID. 2.9, OD. 6.8 mm
- 03: ID. 3.0, OD. 6.0 mm
- 05: ID. 3.5, OD. 6.5 mm
- 07: ID. 4.0, OD. 7.0 mm
- 08: ID. 4.5, OD. 6.5 mm
- 09: ID. 4.5, OD. 8.0 mm
- 12: ID. 5.0, OD. 7.0 mm
- 10: ID. 5.0, OD. 8.0 mm
- 11: ID. 5.0, OD. 9.0 mm
- 14: ID. 6.0, OD. 9.0 mm
- 17: ID. 7.0, OD. 9.0 mm
- 19: ID. 7.0, OD. 11.0 mm
- 21: ID. 8.0, OD. 9.0 mm
- 23: ID. 8.0, OD. 12.0 mm
- 25: ID. 9.0, OD. 11.0 mm
- 27: ID. 9.0, OD. 13.0 mm
- 33: ID. 10.0, OD. 14.0 mm
- 36: ID. 11.0, OD. 13.0 mm
- 37: ID. 11.0, OD. 15.0 mm
- 38: ID. 12.0, OD. 13.0 mm
- 39: ID. 12.0, OD. 14.0 mm
- 40: ID. 12.0, OD. 16.0 mm
- 43: ID. 13.0, OD. 15.0 mm
- 45: ID. 14.0, OD. 18.0 mm
- 50: ID. 16.0, OD. 19.0 mm
- 55: ID. 17.5, OD. 20.5 mm
- 60: ID. 22.0, OD. 27.0 mm

**Hose type:** 1: Fuel hose  
3: Vinyl hose  
5: General hose

## FLAT RATE SERVICE TIME

Flat rate service time (FRT) means the standard time required to service a MC, which is listed in this manual to help the dealers control the actual working process and calculate the service charge by using it as a guide.

### FRT setting system



\* Float time is set by multiplying the net service time by a given coefficient.

### Editorial style

The service items shown in the text are listed with the exchange work time for the repair sales parts as the subject. Other representative service items not using repair parts (removal/installation, adjustment, inspection/measuring, and other work) are listed collectively in the list in the preface, classified according to the work.

### FRT setting standard

- Decimal system (in unit of 0.1) is adopted to set FRT as it is convenient to calculate the wage.  
Example: (0.1) → 6 minutes, (0.2) → 12 minutes  
[Labor cost per hour] x [FRT] = [Wage]
- FRT is set with a hand tool.
- Service items and FRT can be subject to change depending on development of tools and service equipment and improvement in service procedure.

**Work procedure**

- As the work procedure is set with the work time according to the method in the separate Service Manual, refer to this Manual as required.
- Work methods permitting servicing in the shortest time still permitting assurance of safe work and product warranty are used for the setting of service items not listed in the Service Manual.
- Work basically is to be performed by one person, and when two or more people are required, setting is done as the total time for the number of people.
- The set value for the technological level of the workers uses a person with three years of experience in the repair of Honda vehicles as the standard.
- Special tools and service equipment used to set FRT are those specified or recommended in Service Manual.

**Service item whose FRT is not presented**

- Accessories and service parts that are not listed to use in this manual.
- Locations with little aging deterioration or breakage during normal use.
- Service work that can be finished by one touch.
- Service work that is seldom done (i.e. extremely small causes of trouble and service frequency).

\* When FRT is not presented, please calculate wages based on appropriate actual work time

**Operation not included of FRT**

- Oil and coolant water draining, Waiting time for warming up operation and etc..
- Additional operation that involves removal/installation of standard exterior equipment.
- Indirect time spent for service by visiting the customer, trade-in, and delivery of a MC.
- Indirect time required for ordering and delivery of parts.
- Cost for grease, adhesive agent, etc. used for service work.

**Explanation of FRT by using an example**  
**(The example may differ from the actual presented items)**

Ref. No.	L.O.N.	(Relative ref. Number) Description	F.R.T.
②	111118	(1, 3, 4, 7) CAMSHAFT ..... 4.5	②
③	111118A	⑥ • Includes: Valve clearance adjustment Replace rocker arm add ..... 1.0	⑤

- ① Reference No. of the illustration of part that shows location of the replacement work.
- ② FRT is an abbreviation of Flat Rate Time indicating the standard service time required for the replacement.
- ③ LON is an abbreviation of Labor Operation Number, and it is a classification of the service items by the work unit code.

The same operation code is used regardless of the models.

Standard operation is indicated with 6 digits code, and additional operation is indicated with 7 digits code.

- ④ Indicating the camshaft replacement and FRT4.5.
- ⑤ Indicating FRT1.0 that will be added when additional operation (replace rocker arm) is done in association with camshaft replacement.

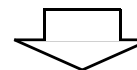
⑥ Indicating work contents that are included in the service item.

⑦ Indicating a reference No. whose operation and time are the same as FRT4.5 for the camshaft.

(The application range is limited to the service items without an LON setting within a same block.)

**How to refer to the service item by using the sample**  
**(camshaft replacement)**

Open to the page of the block where the camshaft's spare part illustration is shown.



Look for the camshaft illustration, and refer to the service item and FRT that agree with the reference No.

Indication mark for the listing of service items that continues to the following page

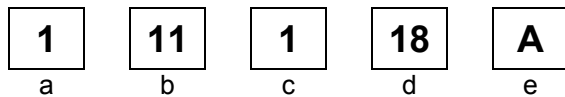
Ref. No.	L.O.N.	(Relative ref. Number) Description	F.R.T.
2	111118	CAMSHAFT .....	4.5
	.	.	.
	.	.	.

+  
Mark indicated at the last line.

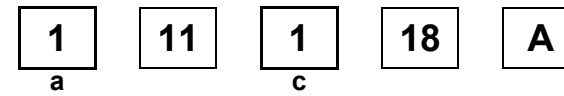
Indication of the block with no setting of FRT

Ref. No.	L.O.N.	(Relative ref. Number) Description	F.R.T.
NO INFORMATION .....			

• LON code system



- a) Category code..... Engine
- b) Location/function code ..... Engine upper
- c) Operation code..... Replace
- d) Operation sequence number (Unit code can be shown with alphabet) ..... camshaft (No regular rule of code)
- e) Additional code ..... replace rocker arm (No regular rule of code)



a) Category codes and classification

Code	Category
1	Engine
2	Transmission
3	Fuel & Exhaust
4	Frame & Body
5	Steering/Suspension
6	Electrical
7	Wheels/Brakes
8	Controls/instrument
9	-
0	-

c) Operation codes and classification

Code	Operation category
1	Replace, Removal/Installation, Change
2	Overhaul
3	Adjust, Balance
4	(Paint-related work: Top-coat)
5	Test, Inspect/diagnose, Measurement, Check
6	(Overhaul-related work: Rebore)
7	(Overhaul-related work: Reseal)
8	(Resurface)
9	(Paint-related work: Refinish)
0	Repair, Cleaning, Air bleeding

Major service items without using spare parts  
Removal/Installation, Adjustment, Inspection/Measurement, Other work

[ E: Engine, F: Frame ]

#### \* OPERATIONS OTHER THAN REPLACING PARTS

##### • Removal/installation

Set for the configuration with the parts removed from the vehicle.

	LON	DESCRIPTION	FRT
E	1101E5	<b>TILTING ENGINE ASSEMBLY-REMOVAL/INSTALLATION</b> INCLUDES: All necessary adjustment	1.8
	3111D5	<b>THROTTLE BODY ASSEMBLY-REMOVAL/INSTALLATION</b>	0.8
	1101E6	<b>CRANKCASE SEPARATION</b> INCLUDES: Engine removal and installation	3.3

##### • Adjustment

	LON	DESCRIPTION	FRT
E	3143A0	<b>ENGINE IDLE-ADJUSTMENT</b>	0.1
	2123A0	<b>CLUTCH-ADJUSTMENT</b> INCLUDES: Clutch lever adjustment	0.1
	6143A1	<b>SPARK PLUG-ADJUSTMENT/CLEANING</b>	0.1
	1113A0	<b>VALVE CLEARANCE-ADJUSTMENT</b> NOTE: For 1 vehicle	0.4
F	6163A0	<b>HEADLIGHT-AIMING</b>	0.1
	2133A0	<b>DRIVE CHAIN-ADJUSTMENT</b>	0.1
	3113A3	<b>THROTTLE OPERATION-ADJUSTMENT</b>	0.2

##### • Inspection/Measurement

	LON	DESCRIPTION	FRT
E	1115A0	<b>COMPRESSION PRESSURE-MEASUREMENT</b>	0.2
	6145A0	<b>IGNITION TIMING-INSPECTION</b>	0.2
F	6105A0	<b>BATTERY-CHARGE</b> INCLUDES: In case of open type battery, checking electrolyte level and charge.	0.2

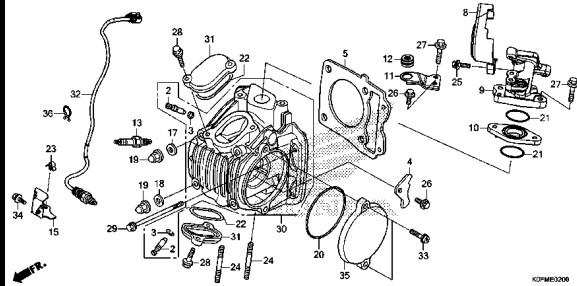
##### • Other work

	LON	DESCRIPTION	FRT
E	1130A1	<b>OIL FILTER SCREEN-CLEANING</b>	0.5
F	7110A0	<b>FRONT BRAKE-AIR BLEEDING</b>	0.2
	7110A1	<b>REAR BRAKE-AIR BLEEDING</b>	0.2
	3115A3	<b>ECM INITIALIZE LEARNING</b>	0.1
	6155A1	<b>REMOTE TRANSMITTER OR INTEGRATED IGNITION KEY REGISTRATION</b>	0.1
	6185A0	<b>ECM/PCM UPDATE</b>	0.2

# ENGINE GROUP

E-2

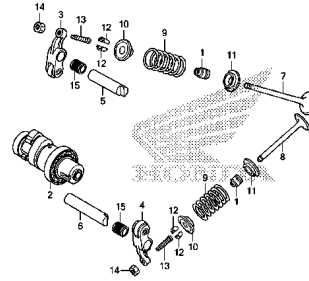
CYLINDER HEAD



KOPME008

E-3

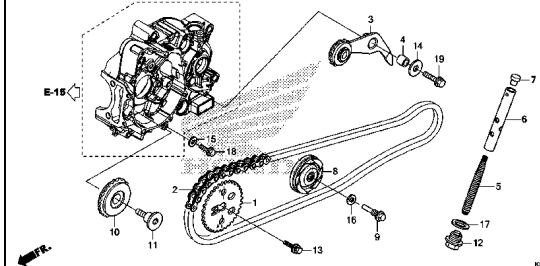
CAMSHAFT/VALVE



KOPME009

E-4

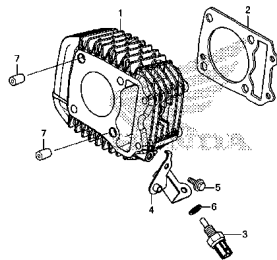
CAM CHAIN/TENSIONER



KOPME010

E-5

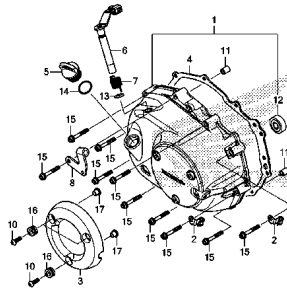
CYLINDER



KOPME013

E-6

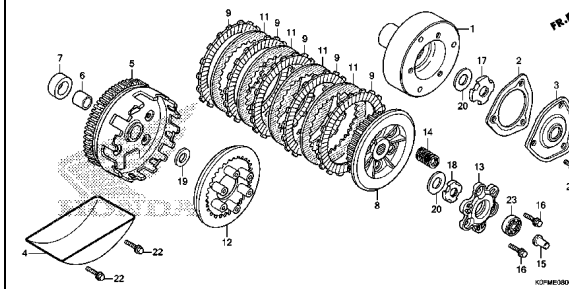
RIGHT CRANKCASE COVER



KOPME006

E-8

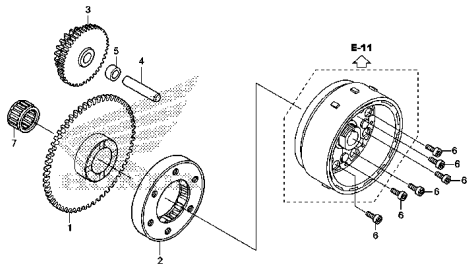
CLUTCH



KOPME008

E-9

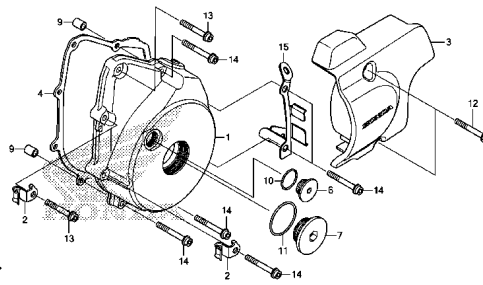
STARTING CLUTCH



KOPME013

E-10

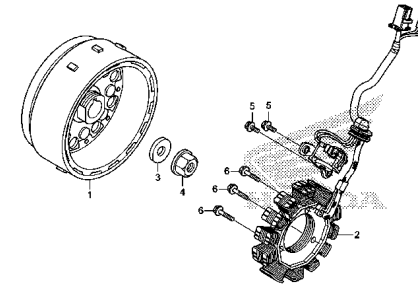
LEFT CRANKCASE COVER



KOPME100

E-11

GENERATOR/FLYWHEEL



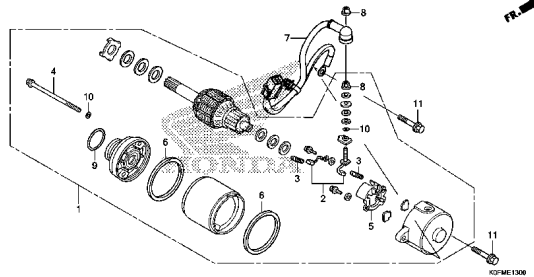
KOPME1100

2

# ENGINE GROUP

E-13

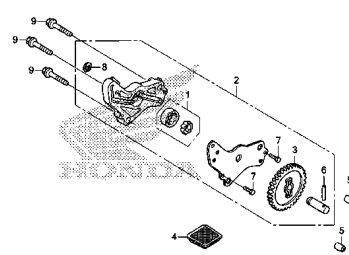
STARTER MOTOR



KOPME1300

E-14

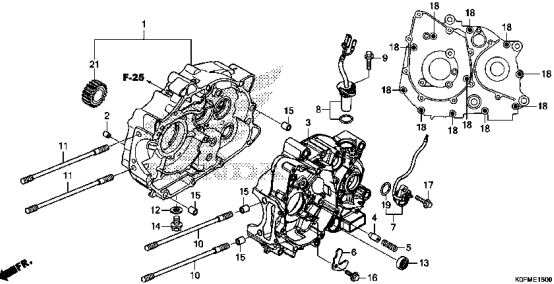
OIL PUMP



KOPME1400

E-15

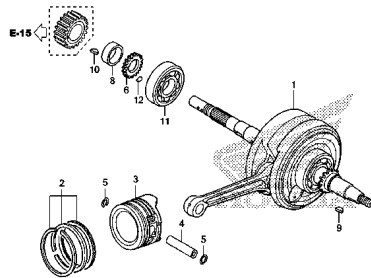
CRANKCASE



KOPME1500

E-16

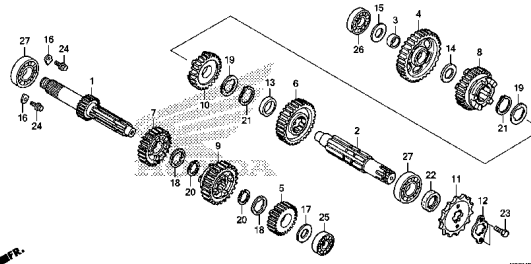
CRANKSHAFT/PISTON



KOPME1600

E-17

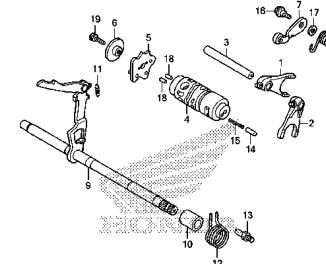
TRANSMISSION



KOPME1700

E-19

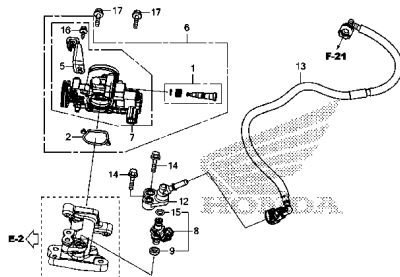
GEARSHIFT DRUM



KOPME1900

E-23

THROTTLE BODY

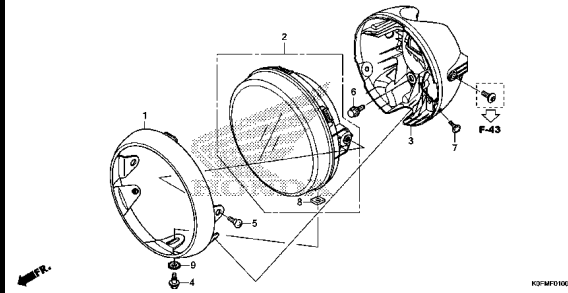


KOPME2300

# FRAME GROUP

F-1

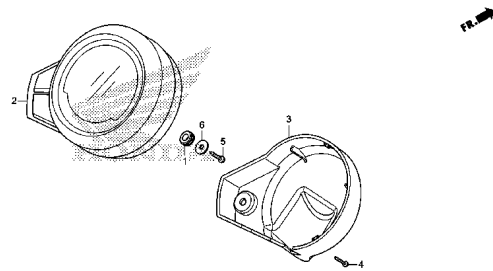
HEADLIGHT



KOJMF0100

F-2

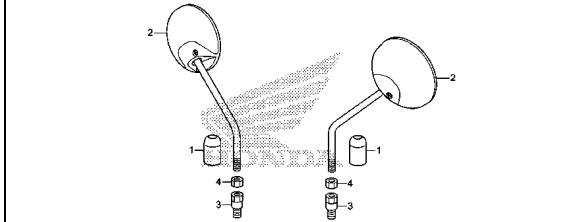
METER



KOJMF0200

F-3

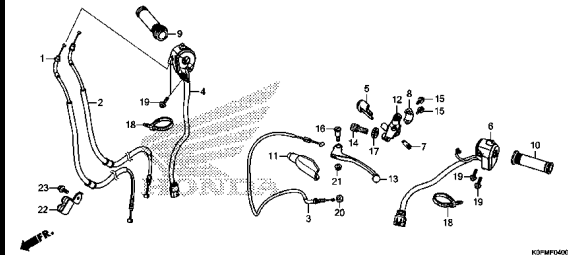
MIRROR



KOJMF0300

F-4

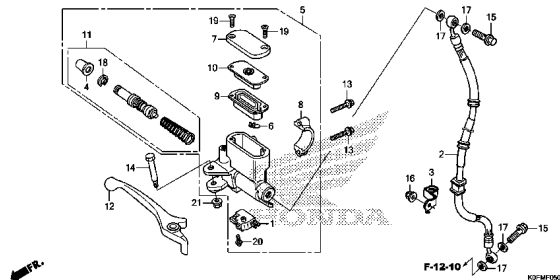
HANDLE LEVER/SWITCH/CABLE



KOJMF0400

F-5

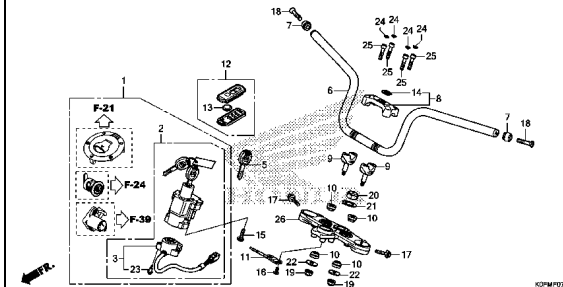
FRONT BRAKE MASTER CYLINDER



KOJMF0500

F-7

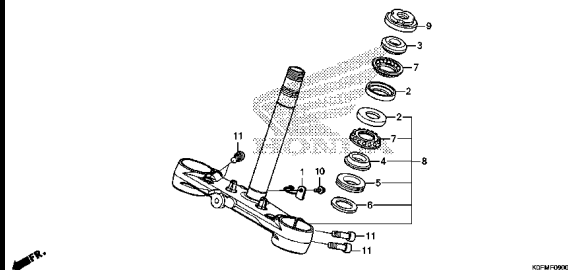
HANDLE PIPE



KOJMF0700

F-9

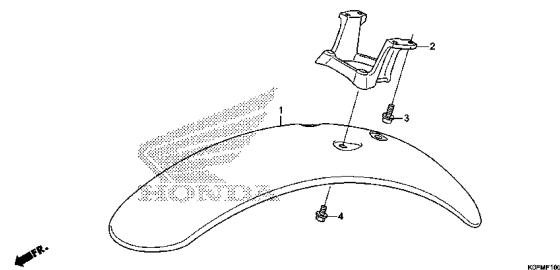
STEERING STEM



KOJMF0900

F-10

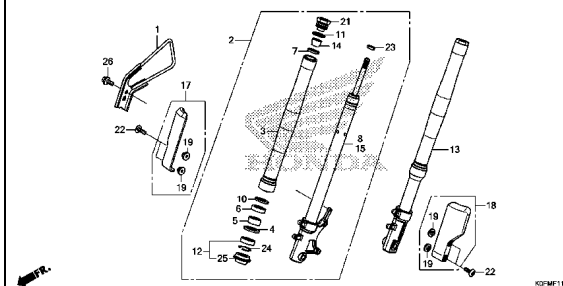
FRONT FENDER



KOJMF1000

F-11

FRONT FORK



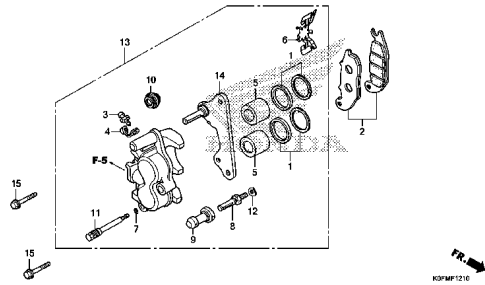
KOJMF1100

3

# FRAME GROUP

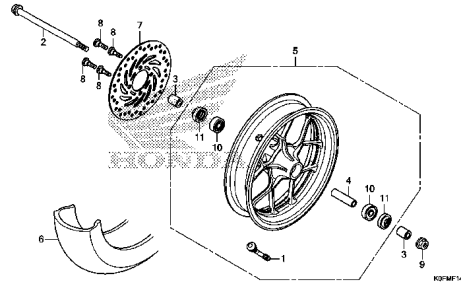
F-12-10

FRONT BRAKE CALIPER



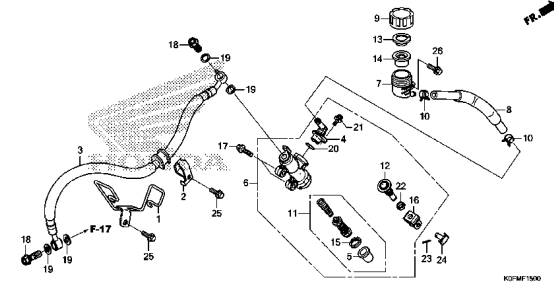
F-14-40

FRONT WHEEL



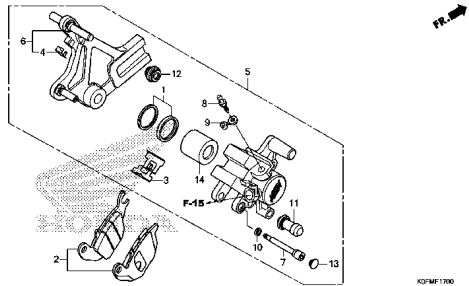
F-15

REAR BRAKE MASTER CYLINDER



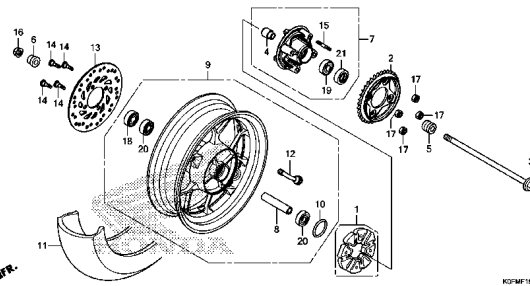
F-17

REAR BRAKE CALIPER



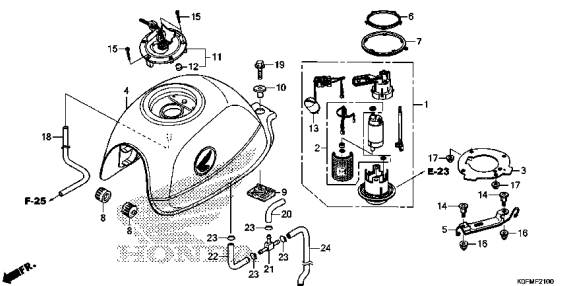
F-19-40

REAR WHEEL



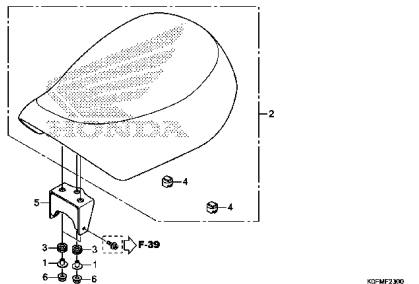
F-21

FUEL TANK



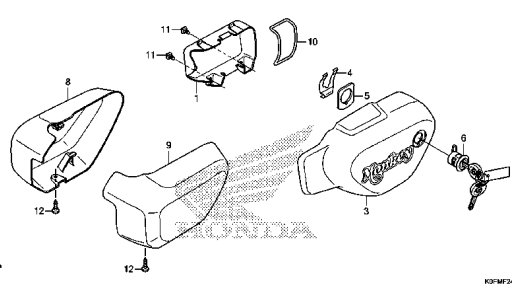
F-23

SEAT



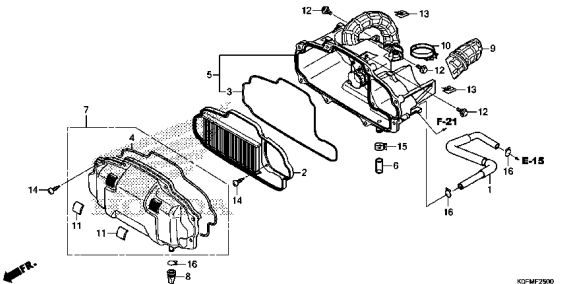
F-24

SIDE OUTER COVER



F-25

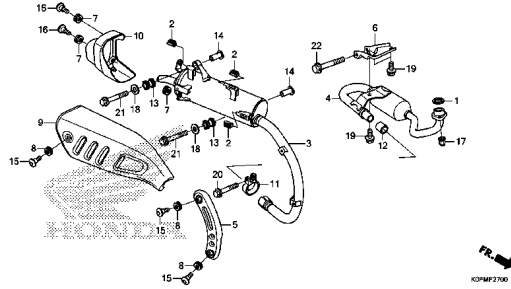
AIR CLEANER



# FRAME GROUP

F-27

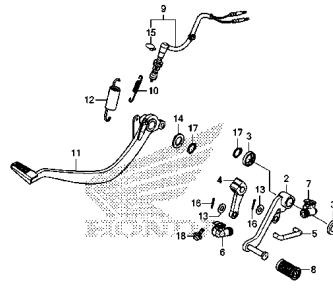
EXHAUST MUFFLER



KOJMF2700

F-29

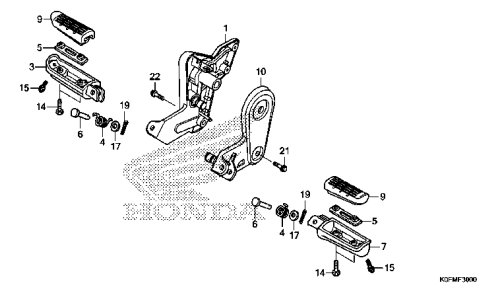
PEDAL



KOJMF2900

F-30

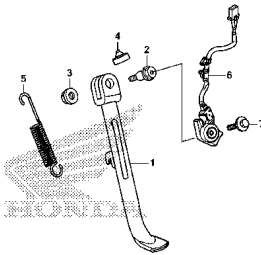
STEP



KOJMF3000

F-31

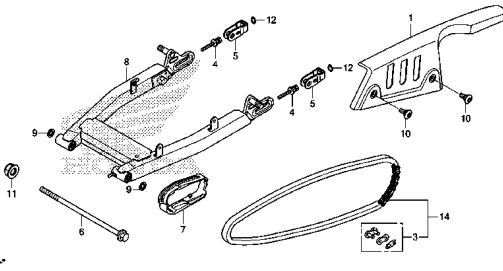
STAND



KOJMF3100

F-32

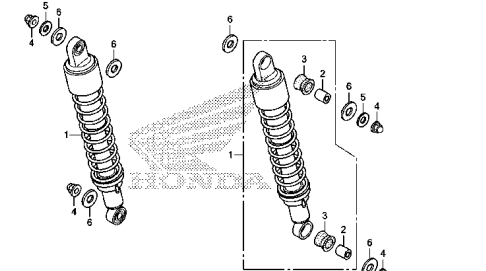
SWINGARM



KOJMF3200

F-33

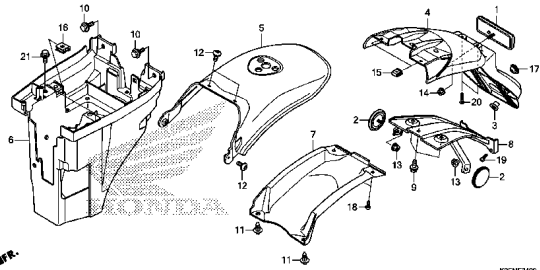
REAR CUSHION



KOJMF3300

F-34

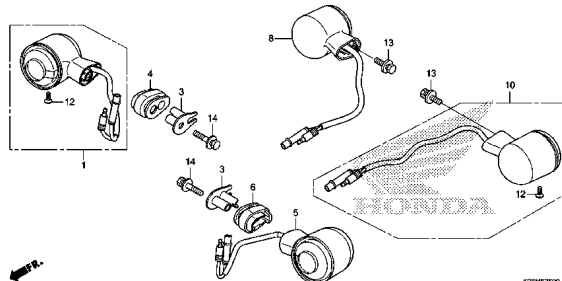
REAR FENDER



KOJMF3400

F-35

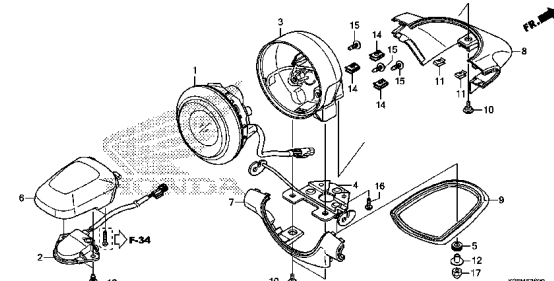
WINKER



KOJMF3500

F-36

TAILLIGHT

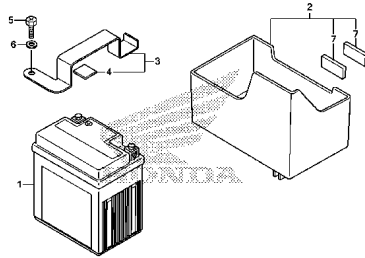


KOJMF3600

# FRAME GROUP

F-37

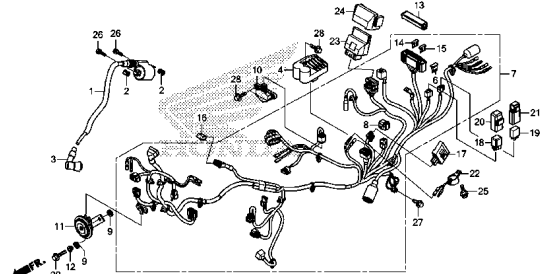
BATTERY



KO3MF3700

F-38

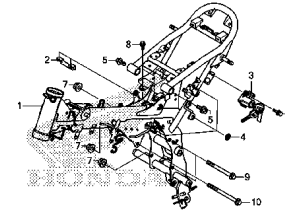
WIRE HARNESS



KO3MF3800

F-39

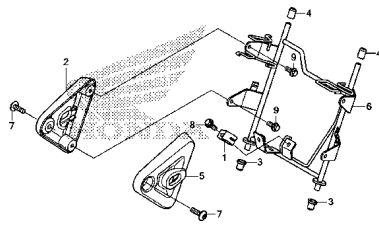
FRAME BODY



KO3MF3900

F-43

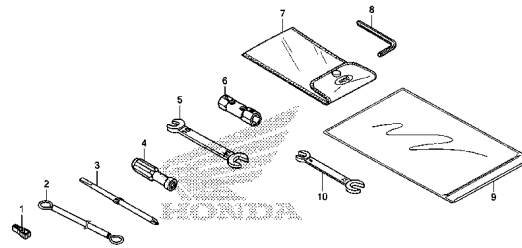
HEADLIGHT BRACKET



KO3MF4300

F-48

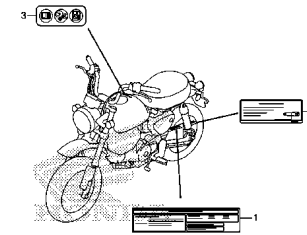
TOOLS



KO3MF4800

F-49

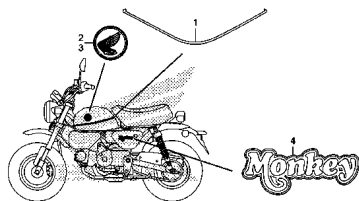
CAUTION LABEL



KO3MF4900

F-50

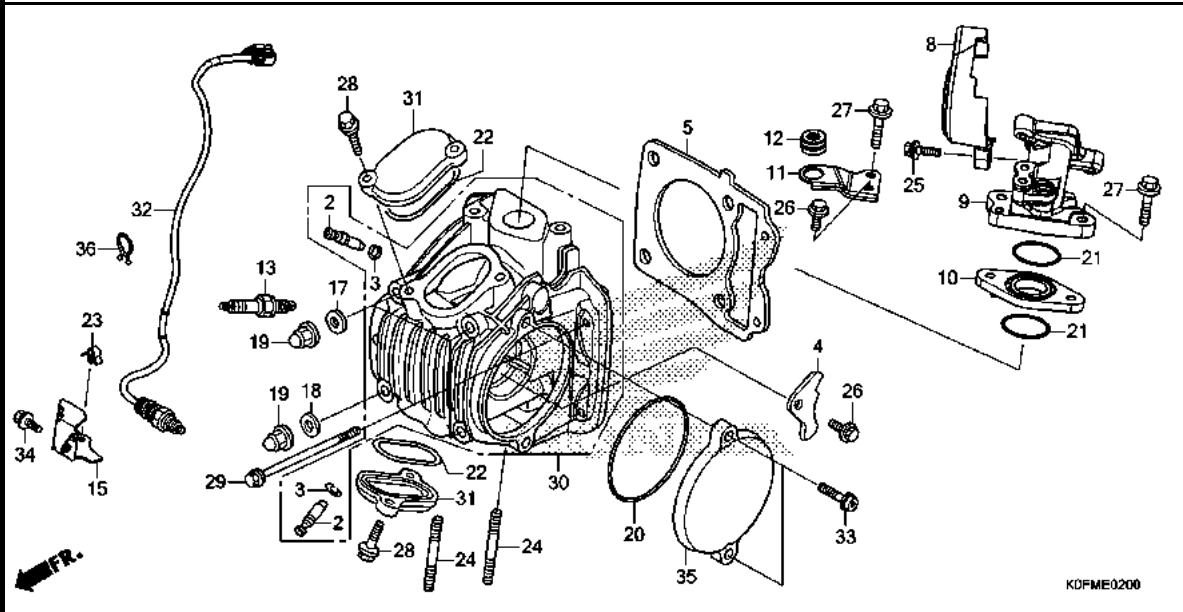
MARK/STRIPE



KO3MF5000

# E-2

# CYLINDER HEAD



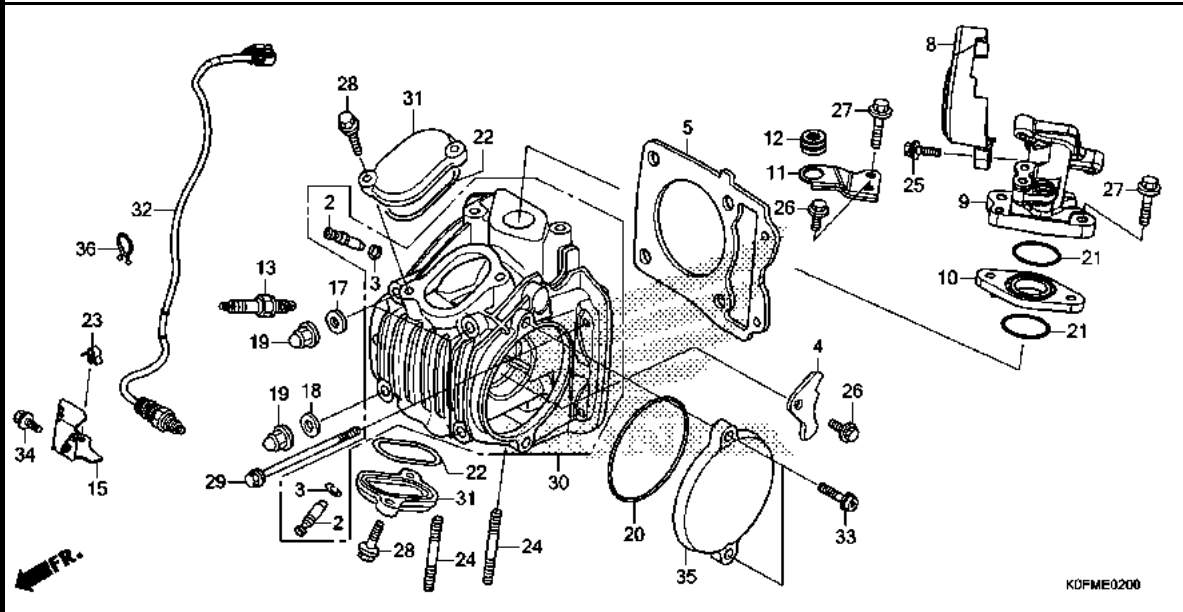
Ref. No.	L.O.N.	(Relative ref. Number) Description	F.R.T.
2	1111L9	GUIDE, INTAKE VALVE(ONE) ..... .INCLUDES: Reaming .INCLUDES: Valve adjust and reface	1.9
	1111M0	GUIDE, EXHAUST VALVE(ONE) .... .INCLUDES: Reaming .INCLUDES: Valve adjust and reface	1.9
	1111M9	GUIDE, VALVE :FOR 1 VEHICLE .. .INCLUDES: Reaming .INCLUDES: Valve adjust and reface	2.2
5	111115	GASKET, CYLINDER HEAD .....	1.0
9	111107	MANIFOLD, INTAKE .....	0.8
10	311131	INSULATOR, THROTTLE BODY/ CARBURETOR .....	0.7
13	614130	PLUG, SPARK .....	0.2
30	111106	HEAD, CYLINDER .....	1.9
		.INCLUDES: Valve adjust and reface	
31	111175	TAPPET ADJUSTING COVER AND/OR PACKING .....	0.2
		.NOTE: Same time for two units	

Ref. No.	Part No.	Description	Reqd. QTY	Serial No.	Parts catalogue code
			Z125M K		
2	12204-KYZ-P00	GUIDE, VALVE(O.S.) .....	2		
3	12206-KPL-900	CLIP, VALVE GUIDE .....	2		
4	12211-KPH-900	PLATE, STOPPER .....	1		
5	12251-KYZ-901	GASKET, CYLINDER HEAD .....	1		
8	16157-K26-B00	COVER, THROTTLE .....	1		
9	17111-K26-900	PIPE, IN. ....	1		
10	17119-K26-900	INSULATOR, IN. PIPE .....	1		
11	17120-K26-900	STAY, AIR CLEANER .....	1		
12	17130-K26-900	RUBBER, AIR CLEANER MOUNTING	1		
13	31916-KPH-901	PLUG, SPARK(CPR6EA-9)(NGK) ..	1		
	31917-KPH-901	PLUG, SPARK(CPR7EA-9)(NGK) ..	(1)		
	31926-KPH-901	PLUG, SPARK(U20EPR9)(DENSO) ..	1		
	31927-KPH-901	PLUG, SPARK(U22EPR9)(DENSO) ..	(1)		
15	36535-K26-B00	GUARD, OXYGEN SENSOR .....	1		
17	90441-286-000	WASHER, SEALING, 8MM .....	3		
18	90441-ME9-000	WASHER, SEALING, 8MM .....	1		
19	90443-KTM-970	NUT, CAP, 8MM .....	4		
20	91301-PH8-005	O-RING, 74.5X2.5(NOK) .....	1		
21	91304-KPH-700	O-RING, 29X2.4 .....	2		
22	91372-KPH-900	O-RING, TAPPET ADJUSTING HOLE			
		CAP	2		
23	91504-SLO-003	CLIP, HOOD OPEN WIRE .....	1		
24	92900-08028-0E	BOLT, STUD, 8X28 .....	2		
25	93414-05025-08	BOLT-WASHER, 5X25 .....	1		



# E-2

# CYLINDER HEAD



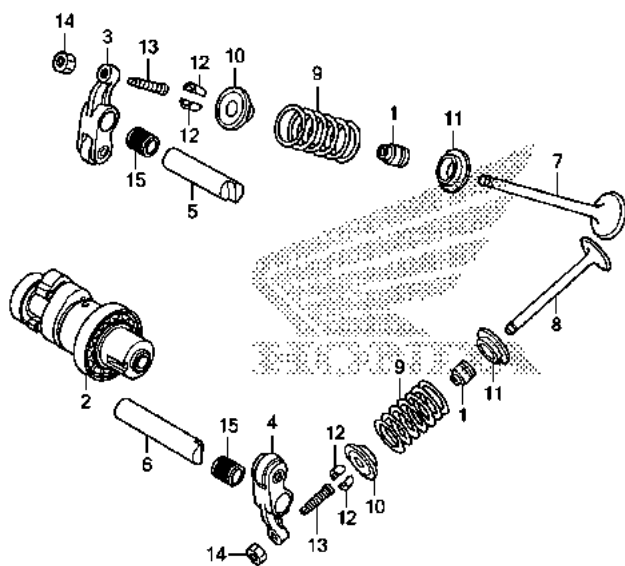
Ref. No.	L.O.N.	(Relative ref. Number) Description	F.R.T.
32	617121	SENSOR, OXYGEN .....	0.3
35	1111D0	COVER, CYLINDER HEAD SIDE :LEFT .....	0.1

Ref. No.	Part No.	Description	Reqd. QTY	Serial No.	Parts catalogue code
			Z125M K		
26	95701-06012-00	BOLT, FLANGE, 6X12 .....	2		
27	95701-06030-00	BOLT, FLANGE, 6X30 .....	2		
28	96001-06020-00	BOLT, FLANGE, 6X20 .....	4		
29	96001-06090-00	BOLT, FLANGE, 6X90 .....	2		
30	12200-KOF-T00	HEAD COMP., CYLINDER .....	1		
31	12361-KOF-T00	COVER, TAPPET ADJUSTING HOLE .....	2		
32	36532-KOF-T01	SENSOR, OXYGEN .....	1		
33	90001-MGZ-J00	BOLT, FLANGE SOCKET, 6X22 ...	2		
34	90017-GHB-620	BOLT, FLANGE, 6X14(NSHF) ....	1		
35	12341-KOF-T00	COVER, L. CYLINDER HEAD SIDE .....	1		
36	90683-GS9-670	BAND, TUBE .....	1		

2

E-3

CAMSHAFT/VALVE



KDFME0300

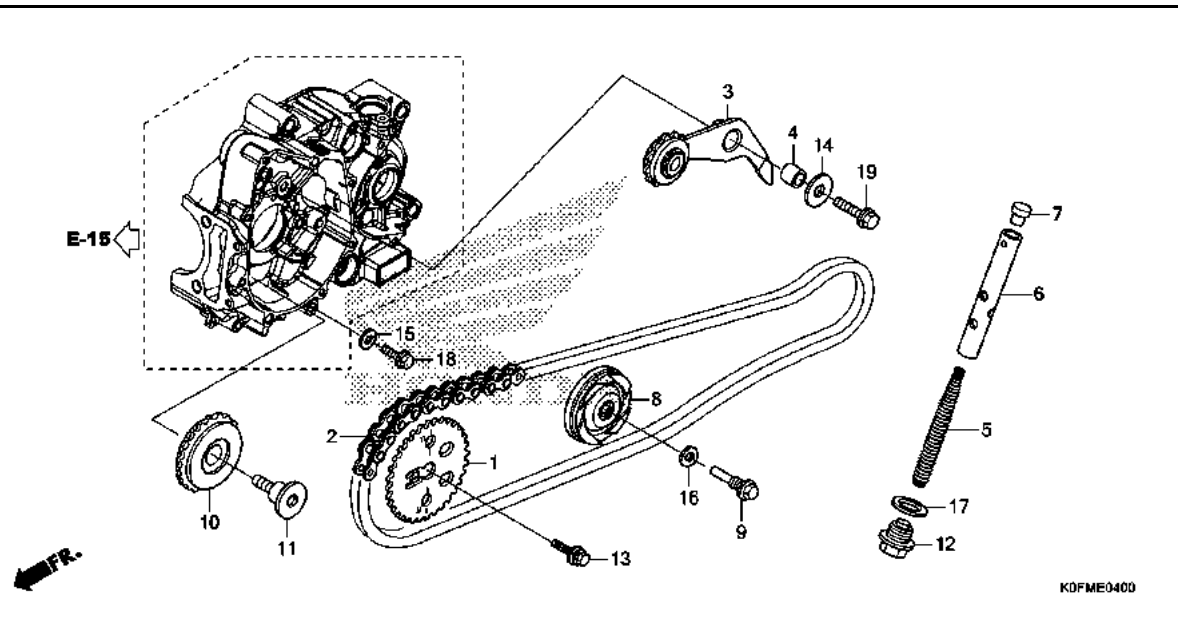
Ref. No.	L.O.N.	(Relative ref. Number) Description	F.R.T.
2	111118	CAMSHAFT ..... .INCLUDES: Valve adjustment (5,15)	0.7
3	1111K8	ARM, INTAKE VALVE ROCKER(ONE) .INCLUDES: Valve adjustment (6,15)	0.7
4	1111K9	ARM, EXHAUST VALVE ROCKER(ONE) .INCLUDES: Valve adjustment	0.7
	1111L8	ARM, VALVE ROCKER :FOR 1 VEHICLE .....	0.7
7	1111N0	VALVE, INTAKE(ONE) ..... .INCLUDES: Refacing	1.5
8	1111N1	VALVE, EXHAUST(ONE) ..... .INCLUDES: Refacing	1.5
	1111P0	VALVE :FOR 1 VEHICLE .....	1.7
9	1111P2	INTAKE VALVE SPRING AND/OR STEM SEAL(ONE) .....	1.3
	1111P3	EXHAUST VALVE SPRING AND/OR STEM SEAL(ONE) .....	1.3
	1111Q2	VALVE SPRING AND/OR STEM SEAL :FOR 1 VEHICLE .....	1.4

Ref. No.	Part No.	Description	Reqd. QTY Z125M K	Serial No.	Parts catalogue code
1	12209-GB4-681	SEAL, VALVE STEM(NOK) .....	2		
2	14100-K73-T30	CAMSHAFT COMP. ....	1		
3	14430-KYZ-900	ARM COMP., IN. VALVE ROCKER ..	1		
4	14440-KYZ-901	ARM COMP., EX. VALVE ROCKER ..	1		
5	14451-KTC-900	SHAFT, IN. ROCKER ARM .....	1		
6	14452-KTC-900	SHAFT, EX. ROCKER ARM .....	1		
7	14711-K73-T30	VALVE, IN. ....	1		
8	14721-K73-T30	VALVE, EX. ....	1		
9	14751-KYZ-900	SPRING, VALVE .....	2		
10	14771-GB4-680	RETAINER, VALVE SPRING .....	2		
11	14775-KVY-900	SEAT, VALVE SPRING .....	2		
12	14781-MA6-000	COTTER, VALVE .....	4		
13	90012-KWB-600	SCREW, TAPPET ADJUSTING .....	2		
14	90206-001-000	NUT, TAPPET ADJUSTING .....	2		
15	91105-KYZ-901	BEARING, ROCKER ARM SHAFT ...	2		



E-4

CAM CHAIN/TENSIONER

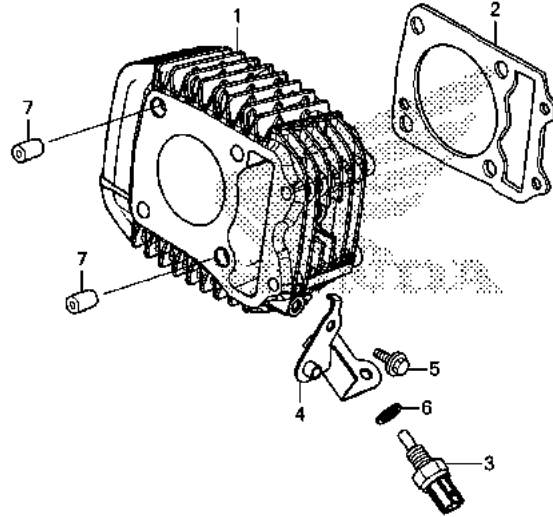


Ref. No.	L.O.N.	(Relative ref. Number) Description	F.R.T.
1	1111Q4	SPROCKET, CAM .....	0.3
2	110140	CHAIN, CAM .....	1.4
3	111151	ARM, CAM CHAIN TENSIONER .....	0.6
6	1111Q3	ROD, CAM CHAIN TENSIONER PUSH .....	0.3
8	1111G4	ROLLER, CAM CHAIN GUIDE .....	1.1
10	1111J0	SPROCKET, CAM CHAIN GUIDE .....	0.6

Ref. No.	Part No.	Description	Reqd. QTY Z125M K	Serial No.	Parts catalogue code
1	14321-KYZ-900	SPROCKET, CAM(32T) .....	1		
2	14401-K26-B01	CHAIN, CAM(RK-M 25HD-88LE) ..	1		
3	14500-K26-900	ARM COMP., CAM CHAIN TENSIONER	1		
4	14531-KYZ-900	COLLAR, CAM CHAIN TENSIONER	1		
5	14541-GB4-681	SPRING, CAM CHAIN TENSIONER	1		
6	14550-KRS-691	ROD COMP., TENSIONER PUSH (CENTRALIZE POWER)	1		
7	14566-086-030	HEAD, CAM CHAIN TENSIONER PUSH ROD	1		
8	14610-KWB-600	ROLLER COMP., CAM CHAIN GUIDE	1		
9	14615-KFL-850	PIN, GUIDE ROLLER .....	1		
10	14670-KYZ-900	ROLLER COMP., CAM CHAIN GUIDE	1		
11	14675-KYZ-900	BOLT, CAM CHAIN GUIDE ROLLER	1		
12	90081-035-000	BOLT, SEALING, 14MM .....	1		
13	90082-KWW-740	BOLT-WASHER, 8X22 .....	1		
14	90404-KWB-600	WASHER, 8.5X26X2.3 .....	1		
15	90463-ML7-000	WASHER, SEALING, 6.5MM .....	1		
16	90475-KWB-600	WASHER, 8MM .....	1		
17	90544-KFO-000	WASHER, SEALING, 14MM .....	1		
18	95701-06018-00	BOLT, FLANGE, 6X18 .....	1		
19	95701-08025-00	BOLT, FLANGE, 8X25 .....	1		

E-5

CYLINDER



FR.

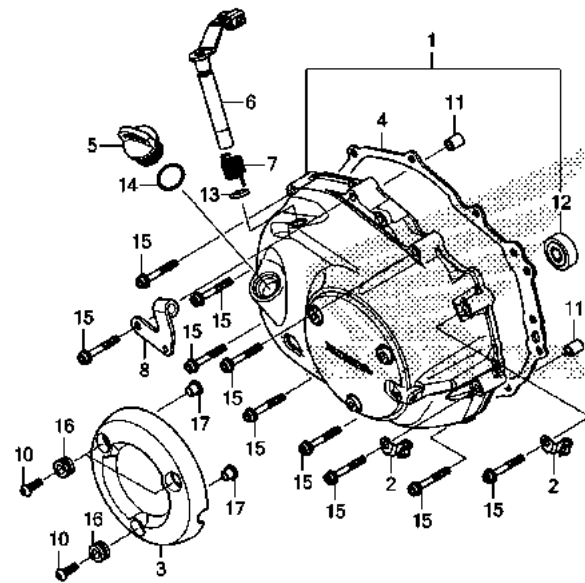
K0FME0500

Ref. No.	L.O.N.	(Relative ref. Number) Description	F.R.T.
1	1111A5	CYLINDER .....	1.3
2	111102	GASKET, CYLINDER .....	1.2
3	617151	SENSOR, OIL TEMPERATURE .....	0.2

Ref. No.	Part No.	Description	Reqd. QTY Z125M K	Serial No.	Parts catalogue code
1	12100-K0F-T00	CYLINDER COMP. ....	1		
2	12191-KYZ-900	GASKET, CYLINDER .....	1		
3	37750-K16-A21	SENSOR ASSY., THERMOSTAT OIL (MITSUBISHI) .....	1		
4	64312-K0F-T00	STAY, L. FR. UNDER COWL .....	1		
5	90017-GHB-620	BOLT, FLANGE, 6X14(NSHF) .....	1		
6	90443-MB0-000	WASHER, SEALING, 10.2MM .....	1		
7	94301-10120	DOWEL PIN, 10X12 .....	2		

E-6

RIGHT CRANKCASE COVER

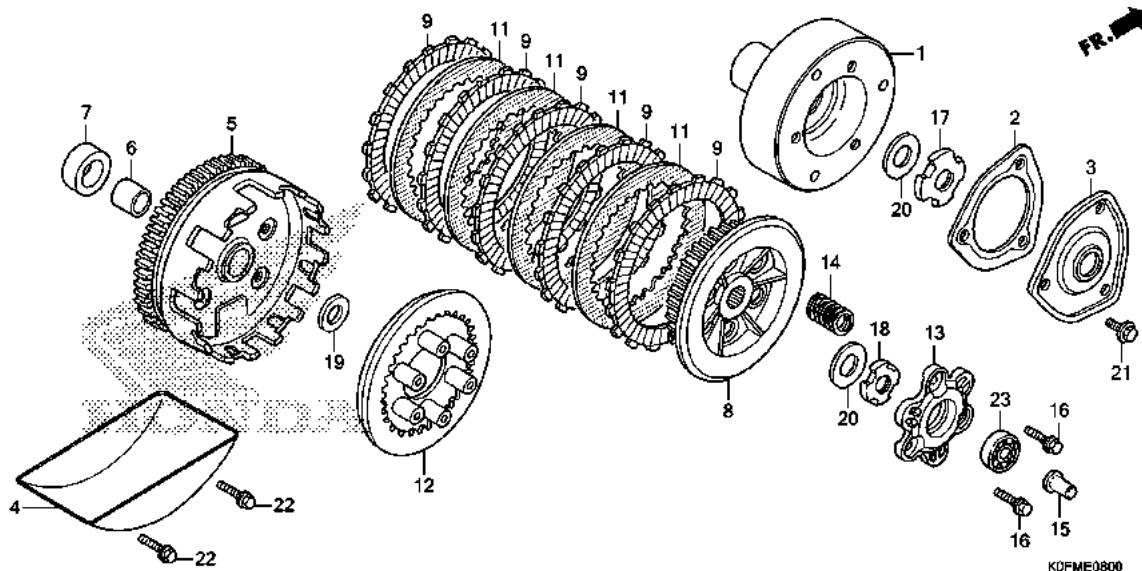


Ref. No.	L.O.N.	(Relative ref. Number) Description	F.R.T.
1	110159	COVER, CRANKCASE :RIGHT .....	0.6
3	1101N0	COVER, CRANKCASE OUTER :RIGHT	0.1
4	110158	GASKET, CRANKCASE COVER :RIGHT	0.5
6	2121A7	LEVER, CLUTCH .....	0.5

Ref. No.	Part No.	Description	Reqd. QTY Z125M K	Serial No.	Parts catalogue code
1	11330-KOF-T00	COVER COMP., R. CRANKCASE ...	1		
2	11346-KOF-T00	CLAMPER A, OIL TEMP SENSOR	1		
		CORD	2		
3	11370-KOF-T00	PROTECTOR, R. COVER .....	1		
4	11394-KYZ-900	GASKET, R. CRANKCASE COVER ..	1		
5	15611-KOF-T00	CAP, OIL FILLER .....	1		
6	22810-K26-C00	LEVER COMP., CLUTCH .....	1		
7	22815-166-000	SPRING, CLUTCH LEVER .....	1		
8	22821-K26-900	RECEIVER, CLUTCH CABLE .....	1		
10	90130-K26-900	SCREW, PAN, 6X18 .....	3		
11	90702-KFM-900	DOWEL PIN, 8X12 .....	2		
12	91007-KPH-901	BEARING, RADIAL BALL SPECIAL,	1		
		6001U	1		
13	91305-K26-900	O-RING, 8.8X1.9 .....	1		
14	91307-KRM-840	O-RING, 18X3 .....	1		
15	90002-MJE-D00	BOLT, FLANGE SOCKET, 6X40 ...	10		
16	19639-GBC-000	RUBBER, MOUNTING .....	3		
17	33715-GB0-900	COLLAR, TAILLIGHT SETTING ...	3		

E-8

CLUTCH



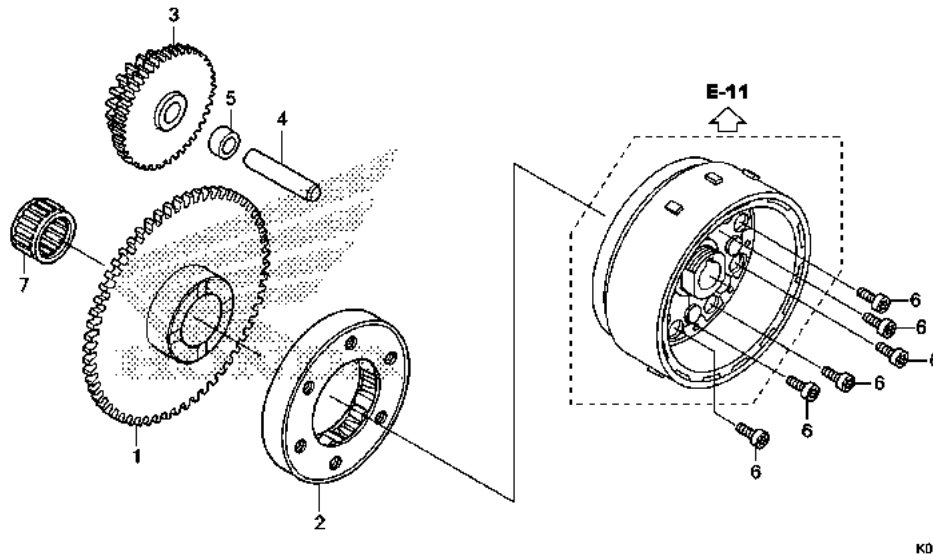
Ref. No.	L.O.N.	(Relative ref. Number) Description	F.R.T.
1	1101L0	ROTOR, OIL FILTER .....	0.7
3		(2)	
2	2121D8	COVER, OIL FILTER .....	0.6
4	1131B9	SEPARATOR, OIL .....	0.9
5	2121A0	OUTER, CLUTCH .....	0.9
8	212112	CENTER, CLUTCH .....	1.1
9		(11)	
9	2121A1	DISC, CLUTCH FRICTION .....	1.1
		.NOTE: Same time for two units or more	
12	2121A3	PLATE, CLUTCH PRESSURE .....	1.1
13	2121A4	PLATE, CLUTCH LIFTER .....	1.1
14	212107	SPRING, CLUTCH .....	1.1
		.NOTE: Same time for two units or more	
15	2121B6	ROD, CLUTCH LIFTER .....	0.5
23	2121B4	BEARING, CLUTCH LIFTER .....	0.6

Ref. No.	Part No.	Description	Reqd. QTY	Serial No.	Parts catalogue code
			Z125M K		
1	15431-K26-900	ROTOR, OIL FILTER .....	1		
2	15439-K26-901	GASKET, OIL FILTER COVER .....	1		
3	15441-K26-900	COVER, OIL FILTER .....	1		
4	15661-K26-900	PLATE COMP., OIL SEPARATOR ..	1		
5	22100-KPG-T00	OUTER COMP., CLUTCH .....	1		
6	22115-KPH-900	GUIDE, CLUTCH OUTER .....	1		
7	22116-KPG-T00	COLLAR, CLUTCH OUTER .....	1		
8	22120-KPG-T00	CENTER COMP., CLUTCH .....	1		
9	22201-K26-C00	DISK, CLUTCH FRICTION .....	5		
11	22321-KE8-000	PLATE, CLUTCH .....	4		
12	22350-KPG-T00	PLATE, CLUTCH PRESSURE .....	1		
13	22361-KPG-T00	PLATE, CLUTCH LIFTER .....	1		
14	22401-KPH-900	SPRING, CLUTCH .....	6		
15	22847-K26-900	ROD, CLUTCH LIFTER .....	1		
16	90050-KPH-900	BOLT, SPECIAL FLANGE, 6X20 ..	3		
17	90231-087-010	NUT, LOCK, 14MM .....	1		
18	90231-KM7-700	NUT, LOCK, 14MM .....	1		
19	90403-KPH-900	WASHER, THRUST, 17MM .....	1		
20	90432-KPT-A00	WASHER, 14.2X26X3 .....	2		
21	95701-06014-00	BOLT, FLANGE, 6X14 .....	3		
22	95701-06016-00	BOLT, FLANGE, 6X16 .....	2		
23	96100-62000-00	BEARING, RADIAL BALL, 6200 ..	1		



# E-9

# STARTING CLUTCH



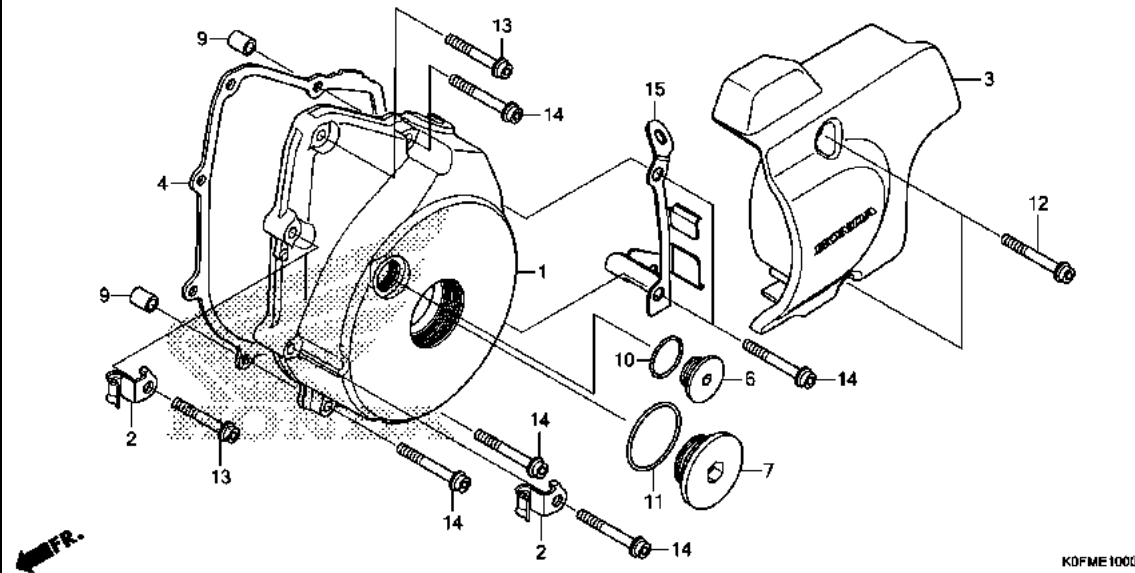
Ref. No.	L.O.N.	(Relative ref. Number) Description	F.R.T.
1	612120	(7) GEAR, STARTER DRIVEN .....	0.5
2	6121A2	CLUTCH, STARTING ONE WAY .....	0.6
3	612125	GEAR, STARTER REDUCTION .....	0.3

Ref. No.	Part No.	Description	Reqd. QTY Z125M K	Serial No.	Parts catalogue code
1	28110-K26-900	GEAR, STARTER DRIVEN(57T) ...	1		
2	28120-KPH-701	CLUTCH ASSY., ONE WAY(EXEDY)	1		
3	28131-KYZ-901	GEAR, STARTER REDUCTION (17T/55T)	1		
4	28132-KPH-900	SHAFT, REDUCTION GEAR .....	1		
5	28133-KPH-900	COLLAR, STARTER REDUCTION ...	1		
6	90085-413-781	BOLT, SOCKET, 6MM .....	6		
7	91011-KWW-741	BEARING, NEEDLE, 21X27X18(NTN)	1		

2

# E-10

# LEFT CRANKCASE COVER



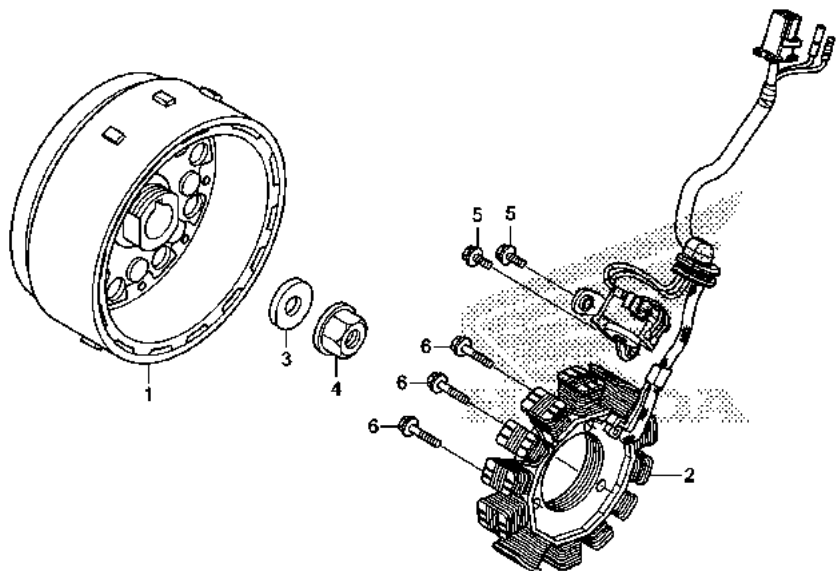
Ref. No.	L.O.N.	(Relative ref. Number) Description	F.R.T.
1	1101A6	COVER, CRANKCASE :LEFT .....	0.4
3	1101B0	COVER, CRANKCASE :LEFT REAR ..	0.1
4	1101A3	GASKET, CRANKCASE COVER :LEFT	0.3

Ref. No.	Part No.	Description	Reqd. QTY Z125M K	Serial No.	Parts catalogue code
1	11341-KOF-T00	COVER, L. CRANKCASE .....	1		
2	11346-KOF-T00	CLAMPER A, OIL TEMP SENSOR	2		
		CORD	2		
3	11360-KOF-T00	COVER ASSY., L. RR. ....	1		
4	11395-KPH-901	GASKET, L. CRANKCASE COVER ..	1		
6	90084-KOF-T00	CAP, 14MM .....	1		
7	90087-KOF-T00	CAP, 30MM .....	1		
9	90702-KFM-900	DOWEL PIN, 8X12 .....	2		
10	91303-377-000	O-RING, 13.8X2.5 .....	1		
11	91356-KWV-000	O-RING, 30MM .....	1		
12	90001-MJE-D00	BOLT, FLANGE SOCKET, 6X35 ...	2		
13	90003-MGZ-J00	BOLT, FLANGE SOCKET, 6X28 ...	2		
14	90001-MJE-D00	BOLT, FLANGE SOCKET, 6X35 ...	6		
15	35711-KOF-T00	STAY, SIDE STAND SWITCH .....	1		



E-11

GENERATOR/FLYWHEEL



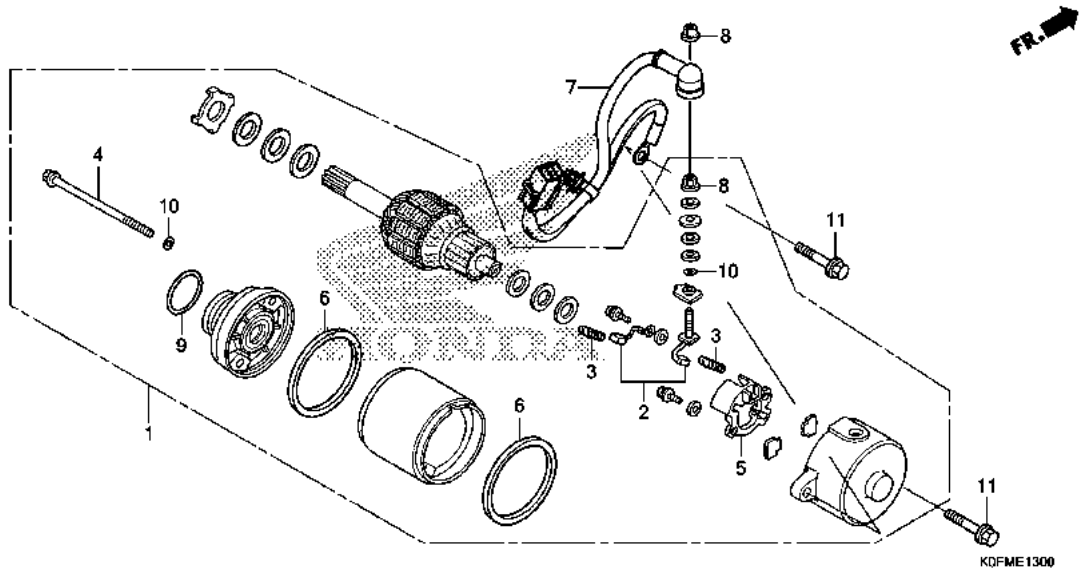
Ref. No.	L.O.N.	(Relative ref. Number) Description	F.R.T.
1	613105	ROTOR OR FLYWHEEL .....	0.6
2	6131A3	STATOR .....	0.6

Ref. No.	Part No.	Description	Reqd. QTY Z125M K	Serial No.	Parts catalogue code
1	31110-K26-B01	FLYWHEEL COMP. (DENSO) .....	1		
2	31120-K0F-T01	STATOR COMP. ....	1		
3	90439-KWZ-900	WASHER, 12X24X2.3 .....	1		
4	94050-12000	NUT, FLANGE, 12MM .....	1		
5	96001-06016-00	BOLT, FLANGE, 6X16 .....	2		
6	96001-06022-00	BOLT, FLANGE, 6X22 .....	3		

2

# E-13

# STARTER MOTOR



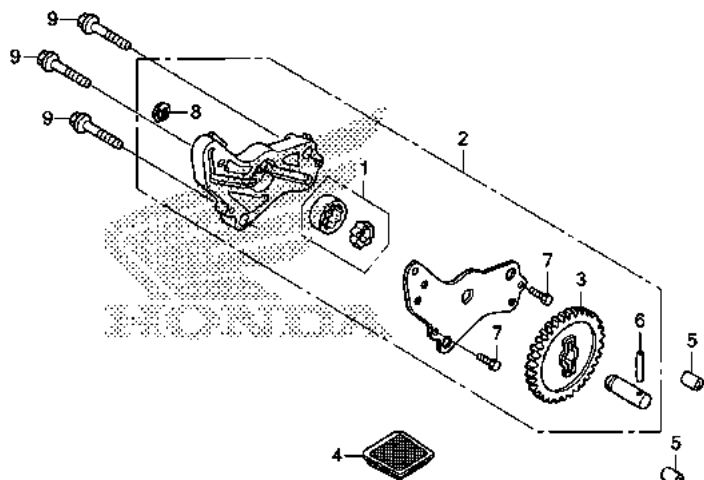
Ref. No.	L.O.N.	(Relative ref. Number) Description	F.R.T.
1		(9)	
1	612105	MOTOR, STARTING .....	0.4
2		(3,6)	
2	6121A4	TERMINAL, BRUSH(STARTER) .....	0.6
5	6121A5	HOLDER, BRUSH(STARTER) .....	0.6
7	612115	CABLE, STARTER MOTOR .....	0.4

Ref. No.	Part No.	Description	Reqd. QTY	Serial No.	Parts catalogue code
			Z125M K		
1	31200-KPW-901	MOTOR ASSY., STARTER(MITSUBA)	1		
2	31201-KVS-J01	TERMINAL SET, BRUSH .....	1		
3	31204-KG8-004	SPRING, CARBON BRUSH .....	2		
4	31205-KPW-901	BOLT, SETTING .....	2		
5	31206-KPW-901	HOLDER, BRUSH .....	1		
6	31207-MBE-008	RING .....	2		
7	32410-KOF-T00	CABLE, STARTER MOTOR .....	1		
8	90071-MB0-000	NUT-WASHER, 6MM .....	2		
9	91309-425-003	O-RING, 24.4X3.1(ARAI) .....	1		
10	91320-MB0-000	O-RING, 4X2 .....	3		
11	95701-06025-00	BOLT, FLANGE, 6X25 .....	2		



E-14

OIL PUMP



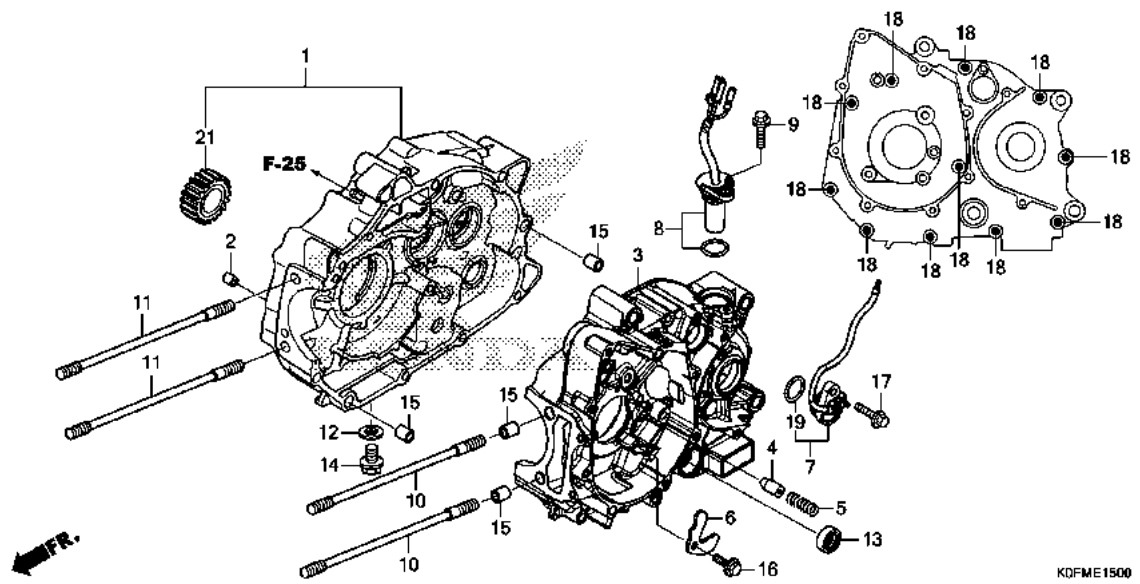
KOPME1400

Ref. No.	L.O.N.	(Relative ref. Number) Description	F.R.T.
2	113105	PUMP ASSY., OIL .....	0.6
4	1131B5	SCREEN, OIL FILTER .....	0.5

Ref. No.	Part No.	Description	Reqd. QTY Z125M K	Serial No.	Parts catalogue code
1	15021-GF6-000	ROTOR SET, OIL PUMP .....	1		
2	15100-KTM-D20	PUMP ASSY., OIL .....	1		
3	15133-KTM-D20	GEAR, OIL PUMP DRIVEN(30T) ..	1		
4	15421-KSP-910	SCREEN, OIL FILTER .....	1		
5	90702-KFM-900	DOWEL PIN, 8X12 .....	2		
6	91105-KTM-970	ROLLER, 4X23.8 .....	1		
	96220-40238	.....	1		
7	93301-05012-0J	BOLT, HEX., 5X12 .....	2		
8	94540-06018	E-RING, 6MM .....	1		
9	95701-06035-00	BOLT, FLANGE, 6X35 .....	3		

# E-15

# CRANKCASE



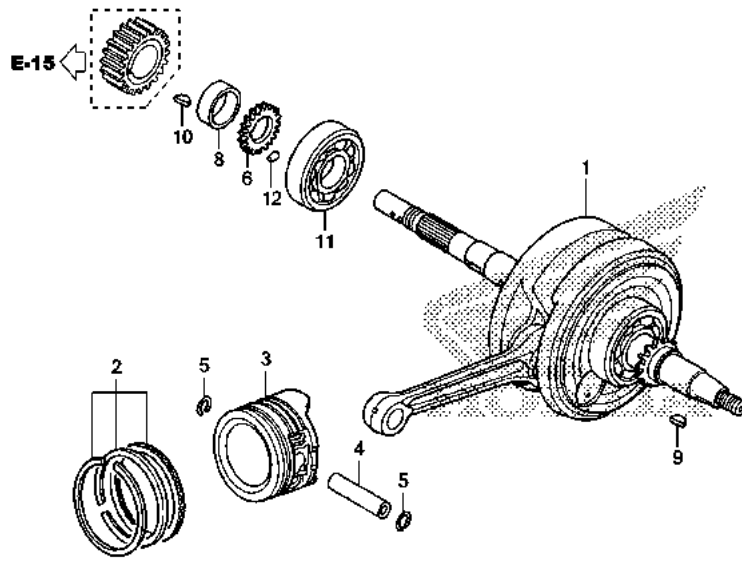
Ref. No.	L.O.N.	(Relative ref. Number) Description	F.R.T.
1	110120	CRANKCASE :RIGHT ..... .INCLUDES: Engine removal and installation	4.4
3	110115	CRANKCASE :LEFT ..... .INCLUDES: Engine removal and installation	3.7
	1101A2	CRANKCASE :BOTH ..... .INCLUDES: Engine removal and installation	4.7
7	6151B8	SWITCH, NEUTRAL .....	0.2
8	617198	SENSOR, SPEEDOMETER .....	0.2
13	1101F9	OIL SEAL, GEARSHIFT SPINDLE ..	1.2
21	211105	GEAR, PRIMARY DRIVE .....	0.9

Ref. No.	Part No.	Description	Reqd. QTY Z125M K	Serial No.	Parts catalogue code
1	11010-KOF-T00	CRANKCASE SET, R. ....	1		
2	11133-KYZ-900	JET, OIL, 1.0MM .....	1		
3	11200-KOF-T00	CRANKCASE COMP., L. ....	1		
4	11215-KYZ-900	PLUG, BEARING PUSH .....	1		
5	11216-KYZ-900	SPRING, BEARING PUSH .....	1		
6	11218-KYZ-900	PLATE, OIL STOPPER .....	1		
7	35759-KOF-T01	CONTACT ASSY., CHANGE SWITCH	1		
8	37700-KOF-T01	SENSOR ASSY., SPEED .....	1		
9	90017-GHB-640	BOLT, FLANGE, 6X18(NSHF) ....	1		
10	90031-KPH-900	BOLT, CYLINDER STUD, 8X203 ..	2		
11	90031-KYZ-900	BOLT, STUD, 8X196 .....	2		
12	90407-259-000	PACKING, DRAIN COCK, 12.5X20	1		
13	91208-KPH-901	OIL SEAL, 11.6X24X10(ARAI) ..	1		
14	92800-12000	BOLT, DRAIN PLUG, 12MM .....	1		
15	94301-10120	DOWEL PIN, 10X12 .....	4		
16	95701-06014-00	BOLT, FLANGE, 6X14 .....	1		
17	90001-KOF-T00	BOLT, FLANGE, 6X18 .....	1		
18	96001-06060-00	BOLT, FLANGE, 6X60 .....	11		
19	91301-HP2-671	O-RING, 21X2.4 .....	1		
21	23121-K26-900	GEAR A, PRIMARY DRIVE(20T) ..	1		
	23122-K26-900	GEAR B, PRIMARY DRIVE(20T) ..	1		
	23123-K26-900	GEAR C, PRIMARY DRIVE(20T) ..	1		
	23124-K26-900	GEAR D, PRIMARY DRIVE(20T) ..	1		



# E-16

# CRANKSHAFT/PISTON

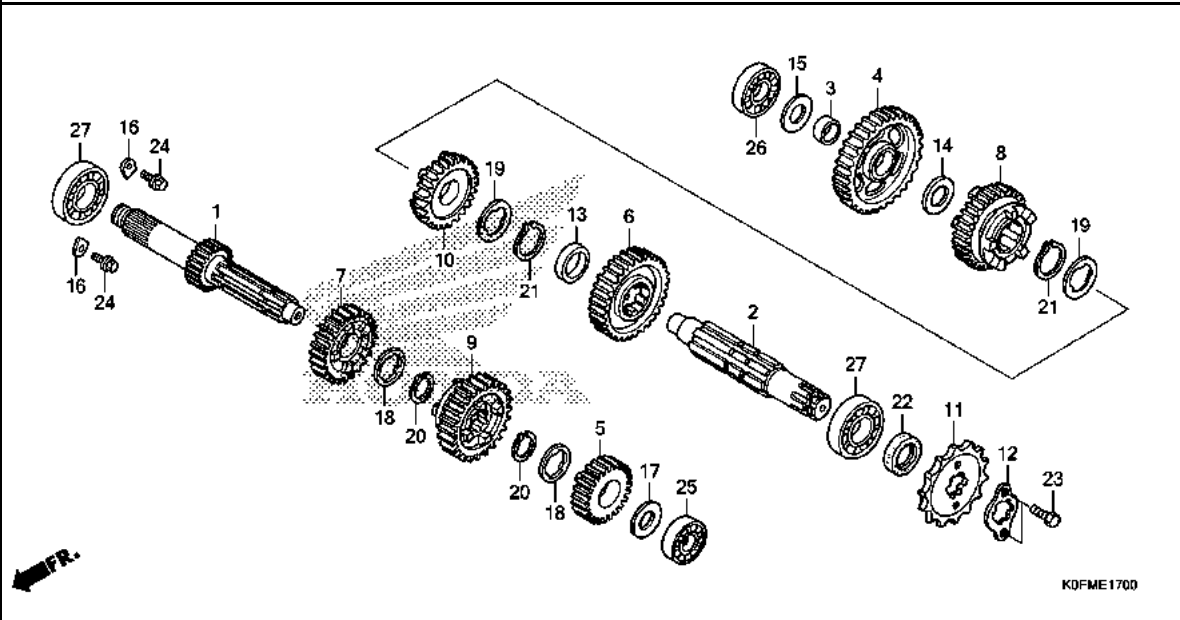


Ref. No.	L.O.N.	(Relative ref. Number) Description	F.R.T.
1	1101B5	CRANKSHAFT ..... -INCLUDES: Engine removal and installation	4.1
3	111103	PISTON RING AND/OR PISTON(ONE) (2,4,5)	1.4
6	1131B8	GEAR, OIL PUMP DRIVE .....	0.9
11	1101B7	BEARING, CRANKSHAFT :RIGHT ... -INCLUDES: Engine removal and installation	4.0

Ref. No.	Part No.	Description	Reqd. QTY Z125M K	Serial No.	Parts catalogue code
1	13000-K26-B00	CRANKSHAFT COMP. ....	1		
2	13012-KYZ-900	RING SET, PISTON(STD.) (RIKEN)	1		
	13022-KYZ-900	RING SET, PISTON(0.25) (RIKEN)	(1)		
	13032-KYZ-900	RING SET, PISTON(0.50) (RIKEN)	(1)		
	13042-KYZ-900	RING SET, PISTON(0.75) (RIKEN)	(1)		
	13052-KYZ-900	RING SET, PISTON(1.00) (RIKEN)	(1)		
3	13101-KYZ-900	PISTON .....	1		
	13102-KYZ-901	PISTON(0.25) .....	(1)		
	13103-KYZ-901	PISTON(0.50) .....	(1)		
	13104-KYZ-901	PISTON(0.75) .....	(1)		
	13105-KYZ-901	PISTON(1.00) .....	(1)		
4	13111-087-000	PIN, PISTON .....	1		
5	13115-GN5-910	CLIP, PISTON PIN, 13MM .....	2		
6	15341-KPH-900	GEAR, OIL PUMP DRIVE(19T) ...	1		
8	23125-KPG-T00	COLLAR, PRIMARY DRIVEN .....	1		
9	90741-003-010	KEY, WOODRUFF, 4MM .....	1		
10	90741-KGH-900	KEY, WOODRUFF, 4MM .....	1		
11	91001-KWS-901	BEARING, RADIAL BALL, 63/22 (NSK)	1		
12	94303-03050	DOWEL PIN, 3X5 .....	1		

# E-17

# TRANSMISSION



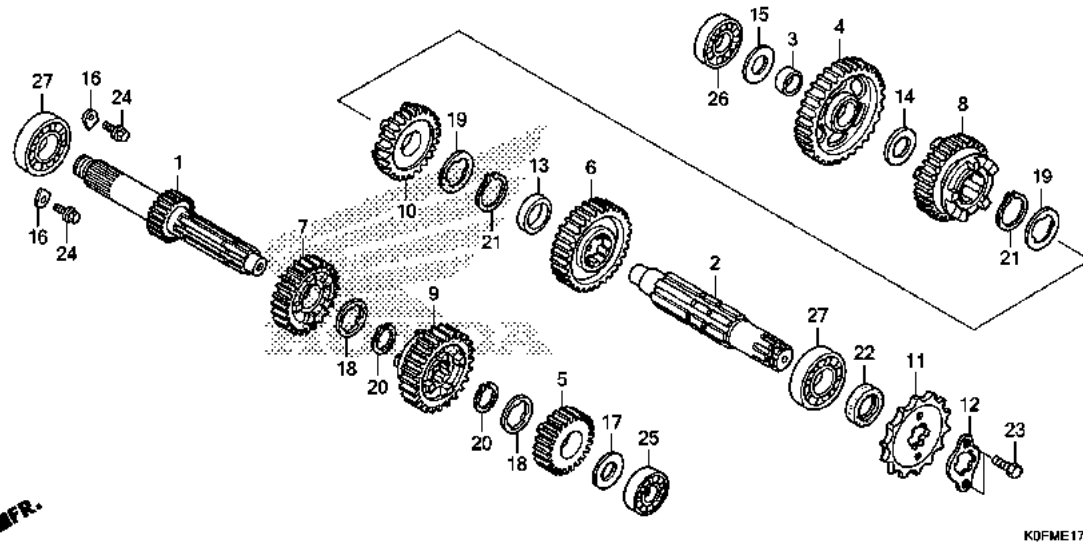
Ref. No.	L.O.N.	(Relative ref. Number) Description	F.R.T.
1		(5,7,9) MAINSHAFT, TRANSMISSION .....	3.5
		.INCLUDES: Engine removal and installation	
2		210141A .Replace countershaft add ....	0.2
2		(4,6,8,10) COUNTERSHAFT, TRANSMISSION ...	3.5
		.INCLUDES: Engine removal and installation	
		210142A .Replace mainshaft add .....	0.2
11		213135 SPROCKET, DRIVE .....	0.2
25		2101C2 BEARING, MAINSHAFT :LEFT .....	4.2
		.INCLUDES: Engine removal and installation	
26		2101C8 BEARING, COUNTERSHAFT :RIGHT .	4.2
		.INCLUDES: Engine removal and installation	
27		2101C5 BEARING, MAINSHAFT :RIGHT ....	4.2
		.INCLUDES: Engine removal and installation	
		2101C6 BEARING, MAINSHAFT :BOTH .....	4.4
		.INCLUDES: Engine removal and installation	
+		2101C7 BEARING, COUNTERSHAFT :LEFT ..	4.2

Ref. No.	Part No.	Description	Reqd. QTY	Serial No.	Parts catalogue code
			Z125M K		
1	23211-KPH-900	MAINSHAFT(14T) .....	1		
2	23221-KPH-900	COUNTERSHAFT .....	1		
3	23415-KPH-900	BUSH, 15MM .....	1		
4	23421-KPH-900	GEAR, COUNTERSHAFT FIRST(35T) ..	1		
5	23431-KPH-700	GEAR, MAINSHAFT SECOND(20T) ..	1		
6	23441-KPH-900	GEAR, COUNTERSHAFT SECOND(31T) ..	1		
7	23451-KPH-700	GEAR, MAINSHAFT THIRD(20T) ..	1		
8	23461-KPH-900	GEAR, COUNTERSHAFT THIRD(23T) ..	1		
9	23471-K41-N00	GEAR, MAINSHAFT FOURTH(26T) ..	1		
10	23481-K41-N00	GEAR, COUNTERSHAFT FOURTH(24T) ..	1		
11	23801-K26-900	SPROCKET, DRIVE(15T) .....	1		
12	23802-GN5-910	PLATE, FIXING .....	1		
13	23911-KPG-T00	COLLAR, 5.1MM .....	1		
14	90412-187-000	WASHER, THRUST, 15MM .....	1		
15	90412-KPH-900	WASHER, SPECIAL, 12X23 .....	1		
16	90441-KRM-840	PLATE, BEARING HOLDER .....	2		
17	90452-KGH-900	WASHER, SPECIAL, 12MM .....	1		
18	90461-115-000	WASHER, SPLINE, 17MM .....	2		
19	90461-GB4-770	WASHER, SPLINE, 20X1.2 .....	2		
20	90601-001-000	CIRCLIP, EXTERNAL, 17MM .....	2		
21	90605-200-000	SET RING, 20MM .....	2		
22	91204-KPH-902	OIL SEAL, 17X30X5(NOK) .....	1		
23	92101-06010-0A	BOLT, HEX., 6X10 .....	2		
24	95701-06014-00	BOLT, FLANGE, 6X14 .....	2		
25	96100-60010-00	BEARING, RADIAL BALL, 6001 ..	1		



E-17

TRANSMISSION

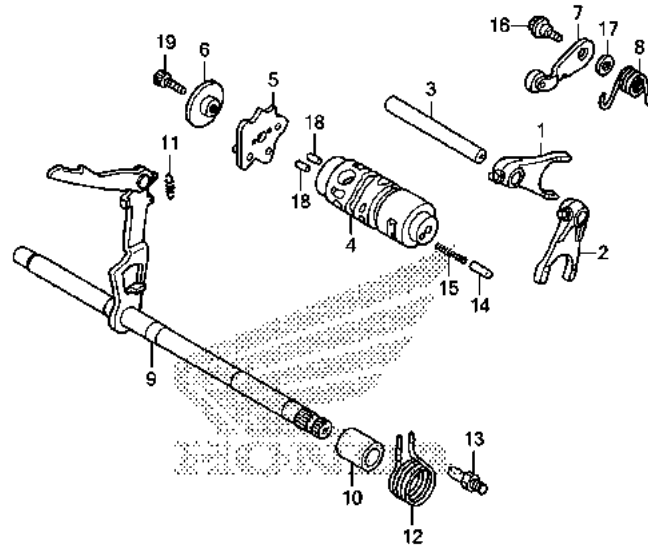


Ref. No.	L.O.N.	(Relative ref. Number) Description	F.R.T.
+27		.INCLUDES: Engine removal and installation	
2101C9		BEARING, COUNTERSHAFT :BOTH ..	4.4
2101D4		BEARING, MAINSHAFT AND COUNTERSHAFT :ALL .....	4.6
		.INCLUDES: Engine removal and installation	

Ref. No.	Part No.	Description	Reqd. QTY	Serial No.	Parts catalogue code
			Z125M K		
26	96100-62010-00	BEARING, RADIAL BALL, 6201 ..	1		
27	96100-62030-00	BEARING, RADIAL BALL, 6203 ..	2		

# E-19

# GEARSHIFT DRUM



K0FME1900

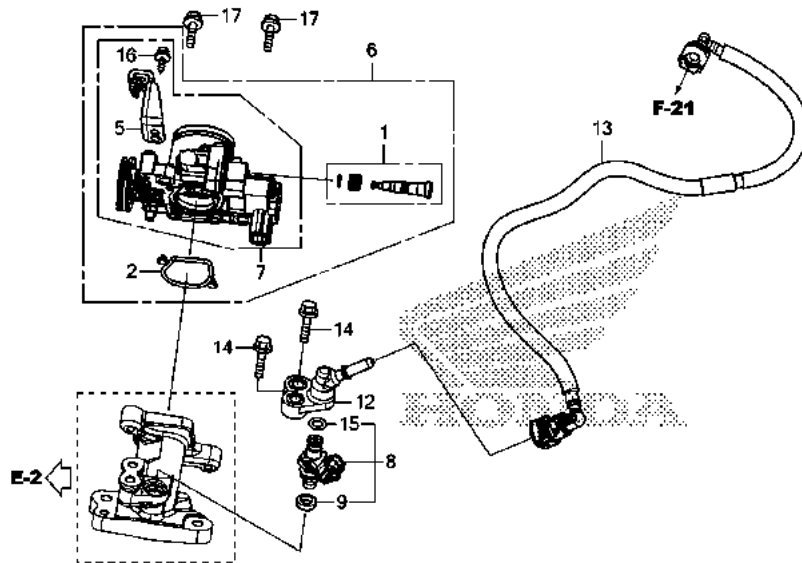
Ref. No.	L.O.N.	(Relative ref. Number) Description	F.R.T.
1		(2)	
210112		FORK, GEARSHIFT ..... .INCLUDES: Engine removal and installation .NOTE: Same time for two units	3.5
4	2101A9	DRUM, GEARSHIFT ..... .INCLUDES: Engine removal and installation	3.5
5	2101D6	PLATE, GEARSHIFT DRUM STOPPER (8)	1.0
7	210125	STOPPER OR SPRING, SHIFT DRUM (12)	1.0
9	210122	SPINDLE, GEARSHIFT .....	1.1

Ref. No.	Part No.	Description	Reqd. QTY	Serial No.	Parts catalogue code
			Z125M K		
1	24211-K26-C00	FORK, R. GEARSHIFT .....	1		
2	24212-K26-C00	FORK, L. GEARSHIFT .....	1		
3	24241-KPH-900	SHAFT, GEARSHIFT FORK .....	1		
4	24301-KPG-T00	DRUM, GEARSHIFT .....	1		
5	24410-K26-900	PLATE COMP., SHIFT DRUM STOPPER	1		
6	24421-KPH-900	HOLDER, DRUM STOPPER .....	1		
7	24430-KPH-901	STOPPER COMP., GEARSHIFT DRUM	1		
8	24435-K26-900	SPRING, SHIFT DRUM STOPPER ..	1		
9	24610-K26-900	SPINDLE COMP., GEARSHIFT ....	1		
10	24639-KPG-T00	COLLAR, 12.2MM .....	1		
11	24641-KPH-900	SPRING, GEARSHIFT ARM .....	1		
12	24651-K26-900	SPRING, GEARSHIFT RETURN ....	1		
13	24652-KPH-900	PIN, SHIFT RETURN SPRING ....	1		
14	35751-K26-920	CAP, CHANGE SWITCH CONTACT ..	1		
15	35752-KPH-900	SPRING, CHANGE SWITCH CONTACT	1		
16	90022-MG8-000	PIVOT, SHIFT DRUM STOPPER ARM	1		
17	90435-HB3-000	WASHER, 6.1MM .....	1		
18	96220-30085	ROLLER, 3X8.5 .....	2		
19	96600-06016-00	BOLT, SOCKET, 6X16 .....	1		



# E-23

# THROTTLE BODY



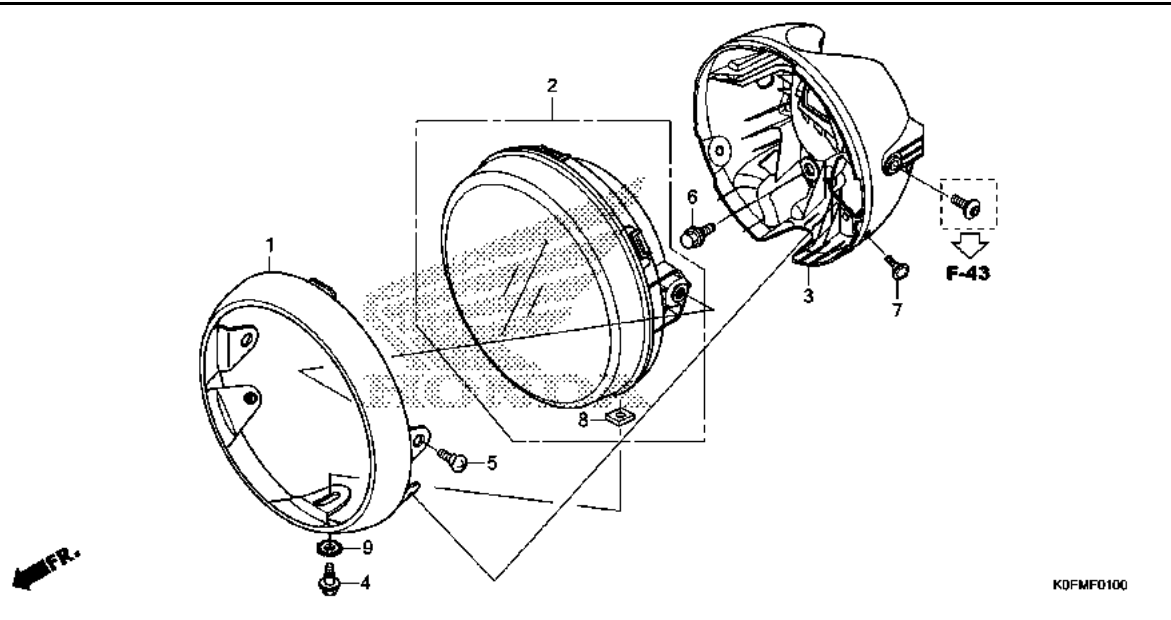
Ref. No.	L.O.N.	(Relative ref. Number) Description	F.R.T.
6		(2)	
311132		BODY ASSY., THROTTLE .....	0.9
7	311130	BODY, THROTTLE .....	1.0
8		(9,15)	
311145		INJECTOR, FUEL .....	0.6
13	310162	HOSE, FUEL FEED .....	0.4

Ref. No.	Part No.	Description	Reqd. QTY	Serial No.	Parts catalogue code
			Z125M K		
1	16016-K03-H11	SCREW SET .....	1		
2	16075-KYZ-711	O-RING .....	1		
5	16169-K26-901	STAY, WIRE .....	1		
6	16400-K0F-T01	BODY ASSY., THROTTLE(YHB A) .	1		
7	16410-K0F-T01	BODY SET .....	1		
8	16450-K03-H11	INJECTOR ASSY., FUEL .....	1		
9	16472-KPC-D50	RING, SEAL .....	1		
12	17560-K26-900	JOINT COMP., INJECTOR .....	1		
13	17570-K0F-T01	HOSE COMP., FUEL FEED .....	1		
14	90001-K26-900	BOLT, FLANGE, 6X22 .....	2		
15	91301-GGL-J01	O-RING, 6.3X2.2 .....	1		
16	93892-05012-18	SCREW-WASHER, 5X12 .....	1		
17	96001-06020-00	BOLT, FLANGE, 6X20 .....	2		

2

# F-1

# HEADLIGHT



Ref. No.	L.O.N.	(Relative ref. Number) Description	F.R.T.
1	413135	COVER, HEADLIGHT .....	0.2
2	6161A7	HEADLIGHT UNIT .....	0.3
3	616103	CASE, HEADLIGHT .....	0.4

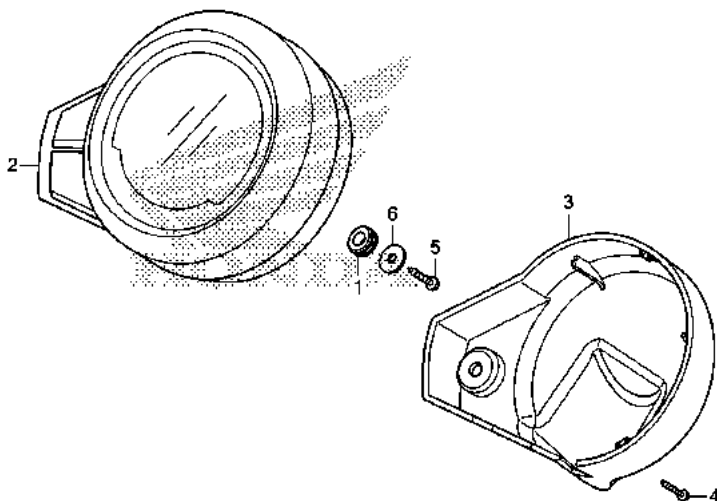
K0FMF0100

Ref. No.	Part No.	Description	Reqd. QTY Z125M K	Serial No.	Parts catalogue code
1	33101-KOF-T01	RIM COMP., HEADLIGHT .....	1		
2	33110-KOF-T01	HEADLIGHT UNIT .....	1		
3	61300-KOF-T01	CASE, HEADLIGHT .....	1		
4	90101-GJ6-000	BOLT, ADJUSTING .....	1		
5	90108-KVN-900	BOLT, COWL SETTING .....	2		
6	90111-162-000	BOLT, FLANGE, 6MM .....	1		
7	91509-GE2-760	SCREW, PAN, 5X11.5 .....	2		
8	33128-GBL-003	NUT, SPECIAL .....	1		
9	90307-GJ6-003	WASHER, LOCK, 6MM .....	1		



F-2

METER



KDFMF0200

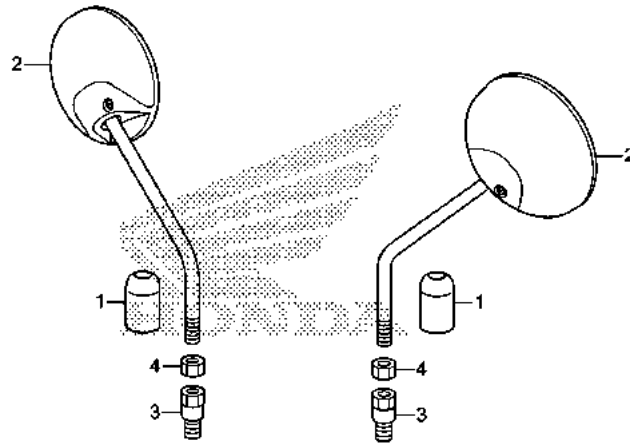
Ref. No.	L.O.N.	(Relative ref. Number) Description	F.R.T.
2	8121A1	METER ASSY., COMBINATION .....	0.5
3	8121B5	CASE, METER :LOWER .....	0.4

3

Ref. No.	Part No.	Description	Reqd. QTY Z125M K	Serial No.	Parts catalogue code
1	11344-MB0-000	GROMMET A, RR. COVER(8X16X6.6)	2		
2	37100-KOF-T01	METER ASSY., COMBINATION(KPH)	1		
3	37210-KOF-T00	CASE, METER LOWER .....	1		
4	93903-34480	SCREW, TAPPING, 4X16 .....	1		
5	93903-35320	SCREW, TAPPING, 5X16 .....	2		
6	94103-05800	WASHER, PLAIN, 5MM .....	2		

F-3

MIRROR



FR.

KDFMF0300

Ref. No.	L.O.N.	(Relative ref. Number) Description	F.R.T.
----------	--------	---------------------------------------	--------

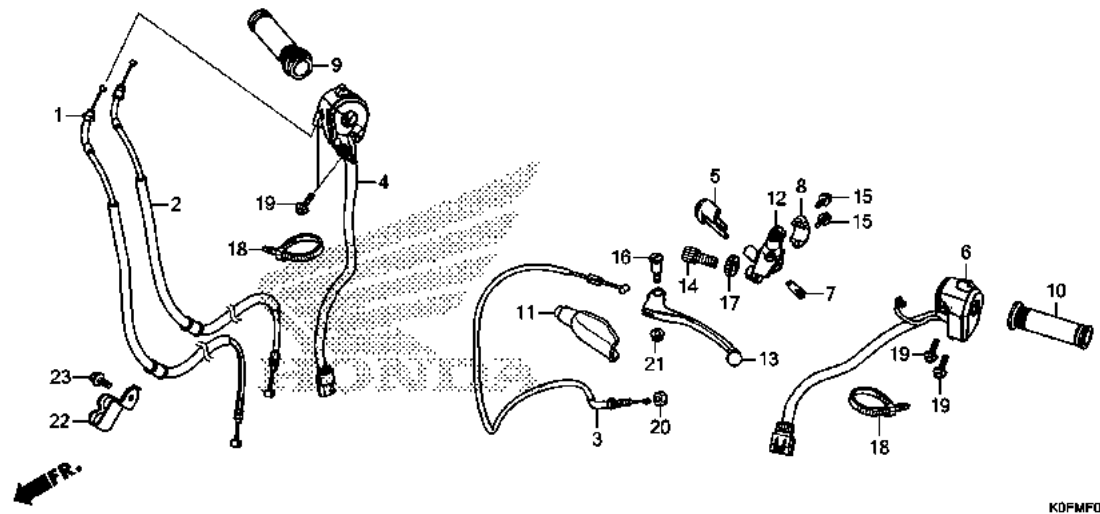
NO INFORMATION .....

Ref. No.	Part No.	Description	Reqd. QTY	Serial No.	Parts catalogue code
			Z125M K		
1	88119-KWW-640	CAP, LOCK NUT .....	2		
2	88210-KDF-T01	MIRROR COMP. ....	2		
3	90101-KWW-640	BOLT, ADAPTER, 10MM .....	2		
4	90301-KWW-640	NUT, HEX., 10MM (LEFT HAND THREAD)	2		

3

# F-4

# HANDLE LEVER/SWITCH/CABLE



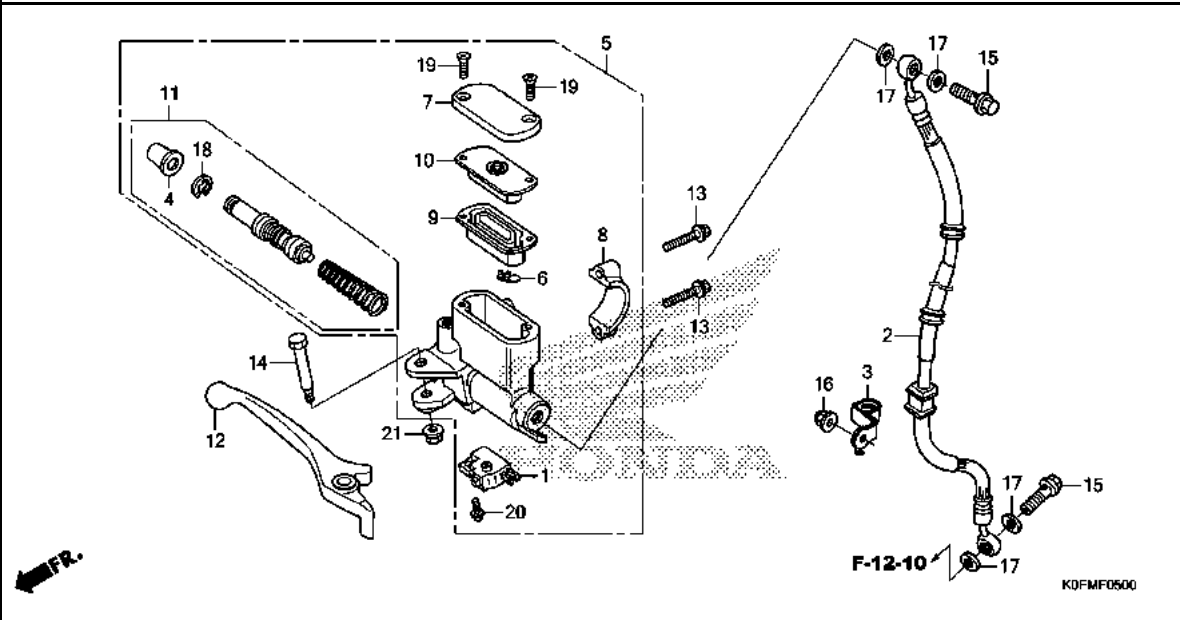
Ref. No.	L.O.N.	(Relative ref. Number) Description	F.R.T.
1		(2)	
1	811100	CABLE, THROTTLE .....	0.6
.NOTE: Same time for two units			
3	811115	CABLE, CLUTCH .....	0.5
4	615120	SWITCH, STARTER KILL .....	0.7
6	615118	SWITCH, WINKER .....	0.5
7	6151A9	SWITCH, CLUTCH .....	0.2
9	810150	GRIP, THROTTLE .....	0.2
10	8101C0	GRIP, HANDLE :LEFT .....	0.1
12	8101C8	BRACKET, HANDLE LEVER :LEFT ..	0.2
13	8101C6	LEVER, HANDLE :LEFT .....	0.1
	8101F5	LEVER, HANDLE :BOTH .....	0.2

3

Ref. No.	Part No.	Description	Reqd. QTY Z125M K	Serial No.	Parts catalogue code
1	17910-KOF-T01	CABLE COMP. A, THROTTLE .....	1		
2	17920-KOF-T01	CABLE COMP. B, THROTTLE .....	1		
3	22870-KOF-T01	CABLE COMP., CLUTCH .....	1		
4	35130-KOF-T01	SWITCH ASSY., ENGINE STOP ...	1		
5	35152-KRY-970	COVER, CLUTCH SWITCH .....	1		
6	35200-KOF-T01	SWITCH ASSY., WINKER .....	1		
7	35330-KYJ-901	SWITCH COMP., FR. LEVER .....	1		
8	45517-KCW-870	HOLDER, MASTER CYLINDER .....	1		
9	53140-KOF-T00	GRIP COMP., THROTTLE .....	1		
10	53166-KOF-T00	GRIP, L. HANDLE .....	1		
11	53172-402-700	COVER, L. HANDLE LEVER .....	1		
12	53172-KYJ-900	BRACKET, HANDLE LEVER .....	1		
13	53178-KV0-000	LEVER COMP., L. HANDLE .....	1		
14	53192-268-000	BOLT, WIRE ADJUSTING .....	1		
15	90013-GHB-660	BOLT, FLANGE, 6X22 .....	2		
16	90113-438-000	BOLT, L. STEERING HANDLE LEVER PIVOT	1		
17	90321-315-670	NUT, FIXING .....	1		
18	90650-KW3-000	BAND, WIRE .....	2		
19	93892-05020-07	SCREW-WASHER, 5X20 .....	4		
20	94030-08000	NUT, HEX., 8MM .....	1		
21	94050-06000	NUT, FLANGE, 6MM .....	1		
22	17911-KOF-T00	CLAMPER, THROTTLE CABLE .....	1		
23	96001-06012-07	BOLT, FLANGE, 6X12 .....	1		

# F-5

# FRONT BRAKE MASTER CYLINDER

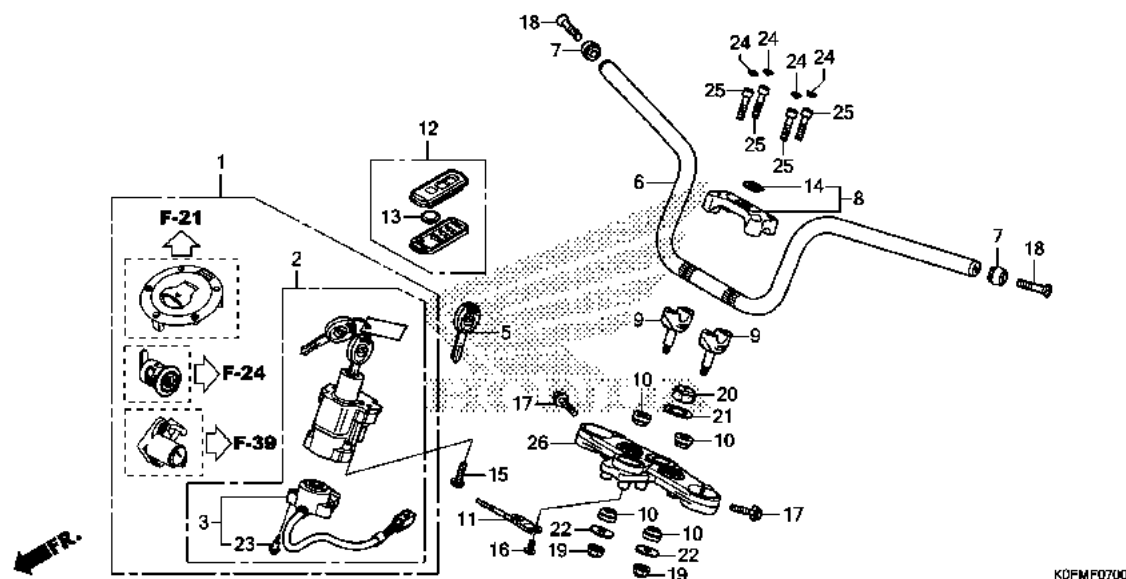


Ref. No.	L.O.N.	(Relative ref. Number) Description	F.R.T.
1	6151B2	SWITCH, FRONT STOP .....	0.2
2	7121A0	HOSE, FRONT BRAKE .....	0.4
		.INCLUDES: Bleed brakes	
5	712105	CYLINDER, FRONT BRAKE MASTER .	0.4
		.INCLUDES: Bleed brakes	
9	7121G6	DIAPHRAGM, FRONT BRAKE MASTER	
		CYLINDER .....	0.1
11	7121G9	PISTON SET, FRONT BRAKE MASTER	
		.INCLUDES: Bleed brakes	0.4
12	8101C7	LEVER, HANDLE :RIGHT .....	0.1
	8101F5	LEVER, HANDLE :BOTH .....	0.2

Ref. No.	Part No.	Description	Reqd. QTY	Serial No.	Parts catalogue code
			Z125M K		
1	35340-MGS-D31	SWITCH ASSY., FR. STOP .....	1		
2	45125-KOF-T01	HOSE COMP., FR. BRAKE .....	1		
3	45156-KOF-T00	CLAMPER A, FR. BRAKE HOSE ...	1		
4	45504-410-003	BOOT COMP. ....	1		
5	45510-KOF-T01	CYLINDER SUB ASSY., FR. BRAKE MASTER	1		
6	45512-MA6-006	PROTECTOR .....	1		
7	45513-GW0-911	CAP, MASTER CYLINDER .....	1		
8	45517-166-006	HOLDER, MASTER CYLINDER .....	1		
9	45520-GW0-911	DIAPHRAGM .....	1		
10	45521-GW0-911	PLATE, DIAPHRAGM .....	1		
11	45530-471-831	CYLINDER SET, MASTER .....	1		
12	53175-K26-901	LEVER, R. STEERING HANDLE ...	1		
13	90013-GHB-660	BOLT, FLANGE, 6X22 .....	2		
14	90114-KGH-900	BOLT, HANDLE LEVER PIVOT ....	1		
15	90145-KPH-B30	BOLT, OIL, 10X22(NISSIN) ....	2		
16	90304-GFM-970	NUT, CAP, 6MM .....	1		
17	90545-300-000	WASHER, OIL BOLT .....	4		
18	90651-MA5-671	CIRCLIP .....	1		
19	93600-04012-1G	SCREW, FLAT, 4X12 .....	2		
20	93893-04012-17	SCREW-WASHER, 4X12 .....	1		
21	94050-06000	NUT, FLANGE, 6MM .....	1		

F-7

HANDLE PIPE



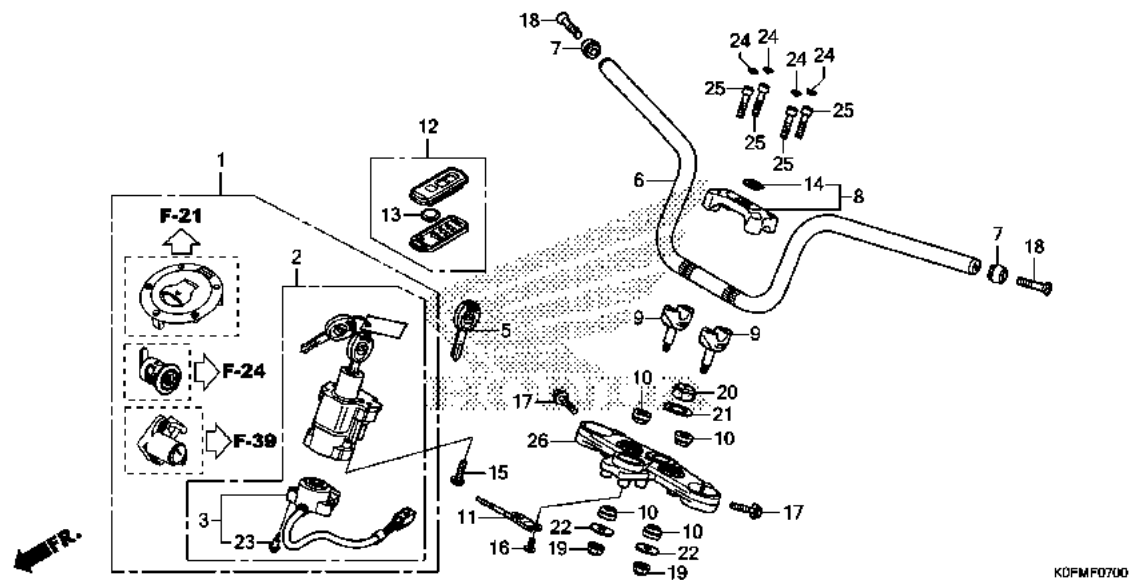
Ref. No.	L.O.N.	(Relative ref. Number) Description	F.R.T.
1	6151A1	KEY SET .....	1.0
2	615145	SWITCH, COMBINATION & LOCK ...	0.8
3	6151C2	BASE, CONTACT .....	0.5
6	810100	PIPE, STEERING HANDLE .....	0.5
9	8101B9	HOLDER, HANDLE :LOWER .....	0.2
	8101B9A	.Replace 1 handle holder add ..	0.1
26	510110	BRIDGE, FORK TOP .....	0.8

KOFMF0700

Ref. No.	Part No.	Description	Reqd. QTY	Serial No.	Parts catalogue code
			Z125M K		
1	35010-KOF-T00	KEY SET .....	1		
2	35100-KOF-T01	SWITCH ASSY., COMBINATION & LOCK	1		
3	35101-KOF-T01	BASE COMP., CONTACT .....	1		
5	35121-KOF-T01	KEY, BLANK .....	(1)		
6	53100-KOF-T00	PIPE, STEERING HANDLE .....	1		
7	53102-KOF-T00	WEIGHT A, HANDLE .....	2		
8	53130-KOF-T00	HOLDER COMP., HANDLE UPPER ..	1		
9	53132-KOF-T00	HOLDER, HANDLE UNDER .....	2		
10	53133-K26-900	RUBBER, HANDLE CUSHION .....	4		
11	61350-KOF-T00	STAY, METER .....	1		
12	72147-KOF-M01	TRANSMITTER ASSY., ALARM & ANSWER	1		
13	72148-TY0-000	BATTERY COMP.(CR1632) .....	1		
14	86150-KPG-901	EMBLEM, PRODUCT(MARUI) .....	1		
	86150-KPG-902	EMBLEM, PRODUCT(UEHARA) .....	1		
	86150-KTJ-C60	EMBLEM, PRODUCT(SHINKO) .....	1		
15	90107-MBG-000	BOLT, ONE-WAY, 8MM .....	2		
16	90118-MGZ-D80	SCREW, PAN, 6X14 .....	2		
17	90160-K26-900	BOLT, FLANGE SOCKET, 8X32 ...	2		
18	90191-K29-900	SCREW, OVAL, 6X45 .....	2		
19	90304-KPG-901	NUT, U, 8MM .....	2		
20	90305-KGH-900	NUT, STEERING STEM .....	1		
21	90503-KGA-900	WASHER, STEERING STEM .....	1		
22	90535-K26-900	WASHER, HANDLE UNDER HOLDER ..	2		

F-7

HANDLE PIPE

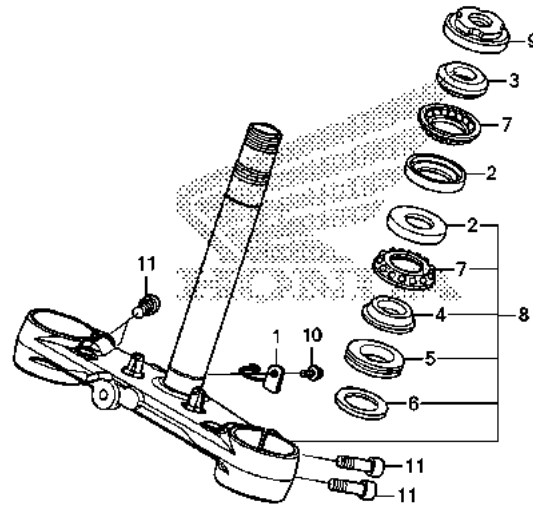


Ref. No.	Part No.	Description	Reqd. QTY		Serial No.	Parts catalogue code
			Z125M	K		
23	91059-KY2-711	SCREW, TAPPING, 3X16	3			
24	91455-KEA-000	CAP, SOCKET BOLT, 8MM	4			
25	96700-08035-00	BOLT, SOCKET, 8X35	4			
26	53230-KOF-T00	BRIDGE, FORK TOP	1			

3

# F-9

# STEERING STEM

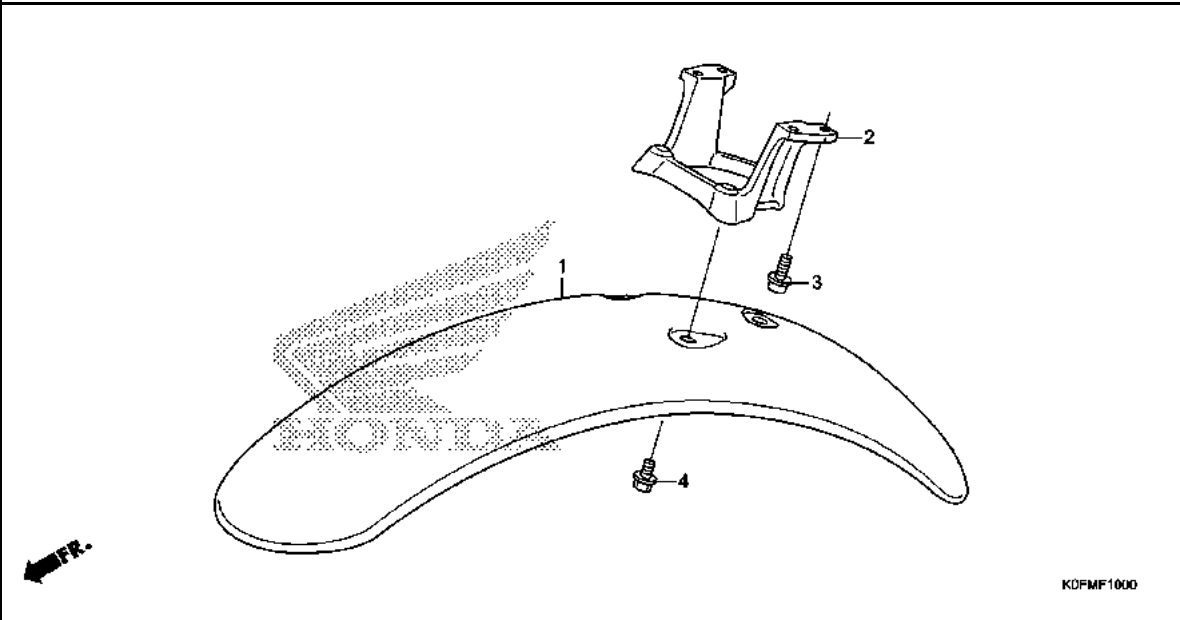


Ref. No.	L.O.N.	(Relative ref. Number) Description	F.R.T.
2		(7)	
	5101A0	RACE, STEERING BALL :UPPER ...	1.7
	5101A1	RACE, STEERING BALL :LOWER ...	1.9
	5101C9	RACE, STEERING BALL :BOTH ....	1.9
3	5101A9	RACE, STEERING TOP CONE .....	1.7
4		(5)	
	5101B0	RACE, STEERING BOTTOM CONE ...	1.9
8	510100	STEM OR SHAFT ASSY., STEERING	1.7
9	5101B2	THREAD, STEERING HEAD TOP ....	1.5

Ref. No.	Part No.	Description	Reqd. QTY Z125M K	Serial No.	Parts catalogue code
1	45157-KOF-T00	GUIDE COMP. B, FR. BRAKE HOSE	1		
2	50301-KTR-900	RACE, STEERING TOP BALL .....	2		
3	53211-268-010	RACE, STEERING TOP CONE .....	1		
4	53212-200-000	RACE, STEERING BOTTOM CONE ..	1		
5	53214-200-000	DUST SEAL, STEERING HEAD ....	1		
6	53215-200-000	WASHER, STEERING HEAD DUST SEAL	1		
7	53215-KTR-900	BALL ASSY., STEERING STEEL ..	2		
8	53219-KOF-T00	STEM SUB ASSY., STEERING .....	1		
9	53220-KE8-010	THREAD COMP., STEERING HEAD TOP	1		
10	96001-06012-07	BOLT, FLANGE, 6X12 .....	1		
11	96600-08025-00	BOLT, SOCKET, 8X25 .....	4		

# F-10

# FRONT FENDER



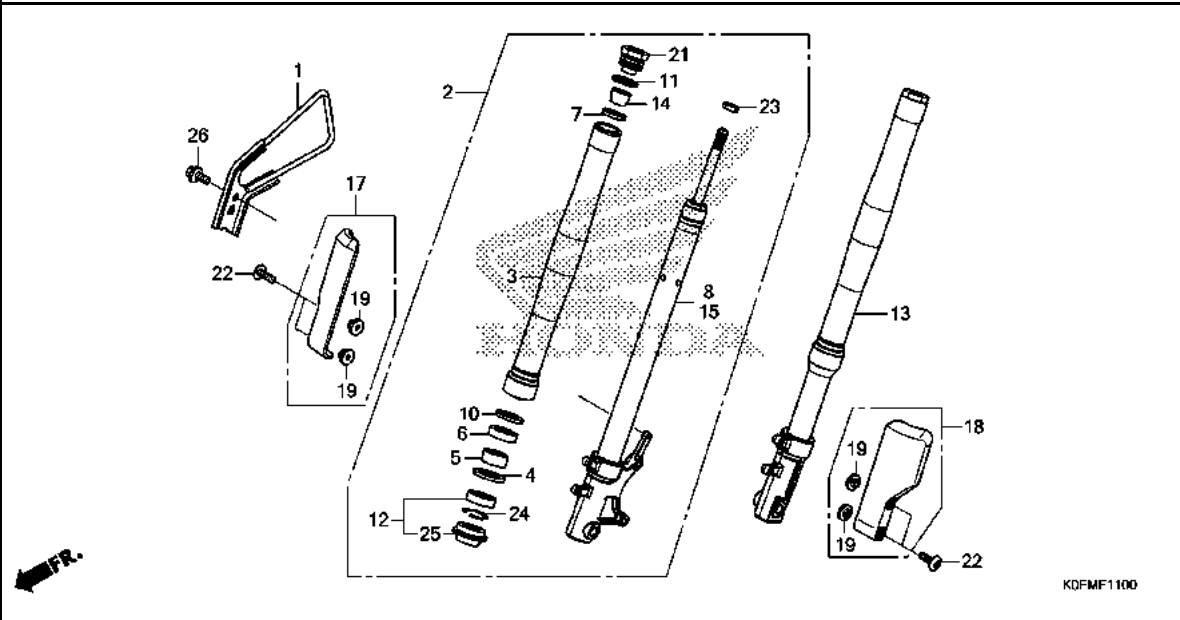
Ref. No.	L.O.N.	(Relative ref. Number) Description	F.R.T.
1	4131B7	FENDER, FRONT .....	0.1
2	4131C2	STAY, FRONT FENDER .....	0.1

Ref. No.	Part No.	Description	Reqd. QTY Z125M K	Serial No.	Parts catalogue code
1	61100-KOF-T00	FENDER, FR. ....	1		
2	61200-KOF-T00	BRACKET, FR. FENDER .....	1		
3	90071-MEL-000	BOLT, FLANGE SOCKET, 6X16 ...	4		
4	90102-KGH-900	BOLT, FLANGE, 6X10 .....	3		

**3**

# F-11

# FRONT FORK



Ref. No.	L.O.N.	(Relative ref. Number) Description	F.R.T.
2	5111C3	FORK ASSY., FRONT :RIGHT .....	0.5
3	5111C8	TUBE, OUTER :LEFT .....	0.8
	5111C9	TUBE, OUTER :RIGHT .....	0.8
	5111D0	TUBE, OUTER :BOTH .....	1.2
8		(5,6)	
	5111D9	DAMPER, FRONT FORK :RIGHT ....	0.8
12	5111E7	SEAL SET, FRONT FORK :LEFT ...	0.8
	5111E8	SEAL SET, FRONT FORK :RIGHT ..	0.8
	5111E9	SEAL SET, FRONT FORK :BOTH ...	1.2
13	5111C2	FORK ASSY., FRONT :LEFT .....	0.5
	5111C4	FORK ASSY., FRONT :BOTH .....	0.6
15		(5,6)	
	5111D8	DAMPER, FRONT FORK :LEFT .....	0.8
	5111E0	DAMPER, FRONT FORK :BOTH .....	1.2
17	5111F5	PROTECTOR, FRONT FORK :RIGHT ..	0.1
18	5111F4	PROTECTOR, FRONT FORK :LEFT ..	0.1
	5111H6	PROTECTOR, FRONT FORK :BOTH ..	0.1

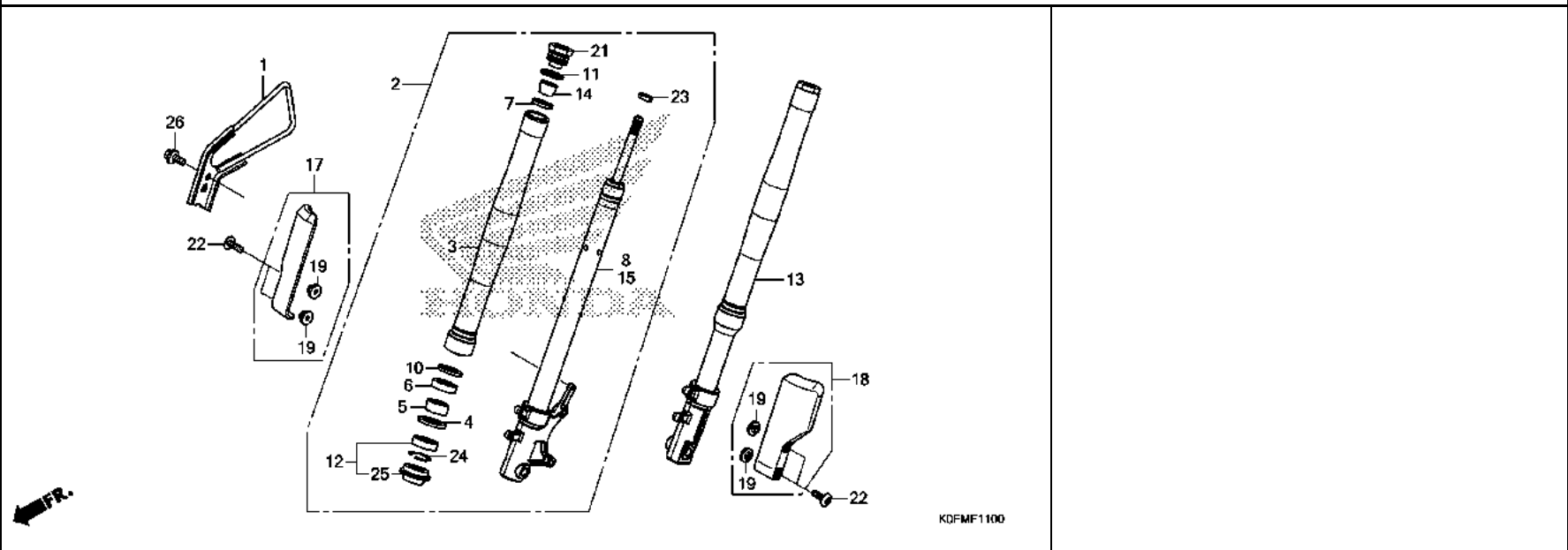
KDFMF1100

Ref. No.	Part No.	Description	Reqd. QTY	Serial No.	Parts catalogue code
			Z125M K		
1	45155-K0F-T00	GUIDE COMP., FR. BRAKE HOSE	1		
2	51400-K0F-A01ZA	FORK ASSY., R. FR.			
	51400-K0F-J01ZA	*TYPE1*	1		
	51400-K0F-V01ZA	*TYPE1*	1		
3	51410-K0F-A01	TUBE, OUTER(GOLD)	2		
	51410-K0F-J01	TUBE, OUTER(RED)	2		
	51410-K0F-V01	TUBE, OUTER(BLUE)	2		
4	51412-KK4-003	RING, BACK UP(SHOWA)	2		
5	51414-K0F-T01	BUSH, GUIDE	2		
6	51415-K20-901	BUSH, SLIDER	2		
7	51419-K20-T21	SEAT	2		
8	51425-K0F-T01	DAMPER COMP., R. FR.	1		
10	51438-K20-901	RING B, PISTON	2		
11	51458-K20-901	O-RING	2		
12	51490-KRM-852	SEAL SET, FR. FORK(SHOWA)	2		
13	51500-K0F-A01ZA	FORK ASSY., L. FR.			
	51500-K0F-J01ZA	*TYPE1*	1		
	51500-K0F-V01ZA	*TYPE1*	1		
14	51517-K20-T21	RUBBER, STOPPER	2		
15	51525-K0F-T01	DAMPER COMP., L. FR.	1		
17	51610-K0F-T00	COVER COMP., R. FR. FORK	1		
18	51620-K0F-T00	COVER COMP., L. FR. FORK	1		
19	61101-KZZ-900	COLLAR, FR. FENDER	4		
21	90123-K20-T21	BOLT, FR. FORK	2		

3

# F-11

# FRONT FORK

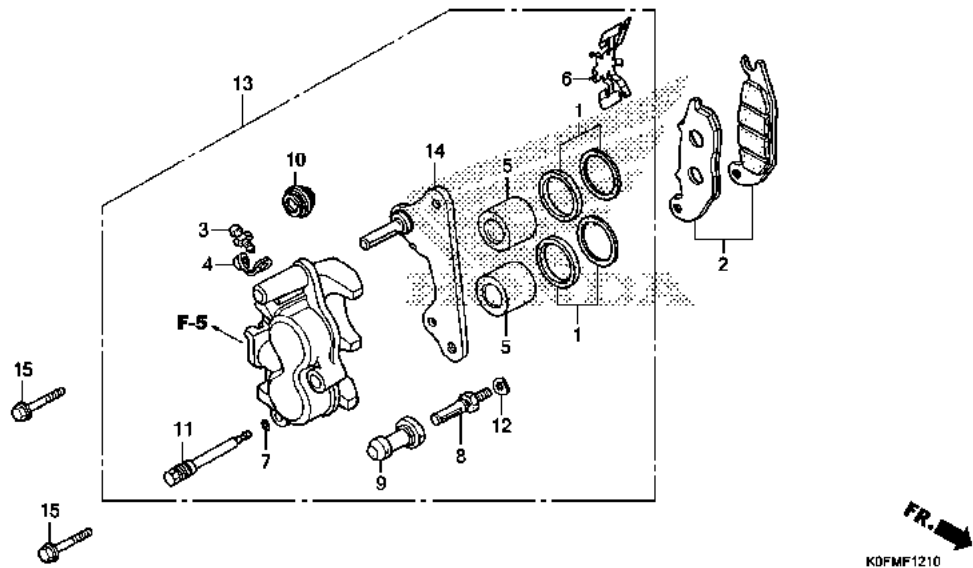


Ref. No.	Part No.	Description	Reqd. QTY	Serial No.	Parts catalogue code
----------	----------	-------------	-----------	------------	----------------------

			Z125M K		
22	90130-K26-900	SCREW, PAN, 6X18	4		
23	90301-MB9-950	NUT, LOCK, 12MM	2		
24	90601-354-000	RING, OIL SEAL STOP(SHOWA)	2		
25	91254-GAA-003	DUST SEAL(SHOWA)	2		
26	96001-06012-07	BOLT, FLANGE, 6X12	1		

# F-12-10

# FRONT BRAKE CALIPER



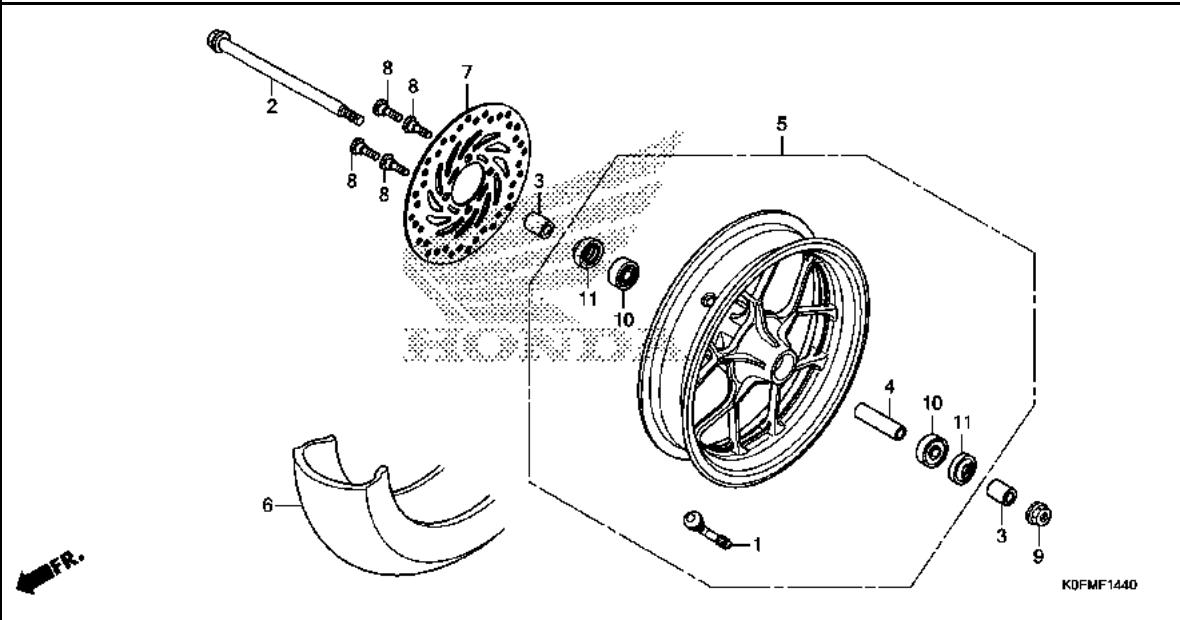
Ref. No.	L.O.N.	(Relative ref. Number) Description	F.R.T.
2	711115	SHOE(PAD) SET, BRAKE :FRONT ..	0.1
5		(1)	
	7111D1	PISTON, FRONT BRAKE CALIPER ..	0.5
		.INCLUDES: Bleed brakes	
		.NOTE: Same time for two units	
13	711130	CALIPER, FRONT BRAKE .....	0.4
		.INCLUDES: Bleed brakes	
14	7111G0	BRACKET, FRONT CALIPER .....	0.2

3

Ref. No.	Part No.	Description	Reqd. QTY	Serial No.	Parts catalogue code
			Z125M K		
1	06451-GE2-405	SEAL SET, PISTON .....	2		
2	06455-KPP-902	PAD SET, FR. ....	1		
3	43352-568-003	SCREW, BLEEDER(NISSIN) .....	1		
4	43353-461-771	CAP, BLEEDER .....	1		
5	45117-MAJ-G41	PISTON A, 25X27 .....	2		
6	45108-KPH-951	SPRING, PAD .....	1		
7	45111-MAJ-G41	RING, STOPPER .....	1		
8	45131-GZ0-006	BOLT, PIN .....	1		
9	45132-166-016	BOOT, PIN BUSH(NISSIN) .....	1		
10	45133-MA3-006	BOOT B .....	1		
11	45215-KPH-951	PIN, HANGER .....	1		
12	45216-166-006	WASHER, WAVE .....	1		
13	45250-KOF-T01	CALIPER SUB ASSY., R. FR. (NISSIN)	1		
14	45290-K26-C11	BRACKET SUB ASSY., FR. CALIPER	1		
15	90131-KGH-900	BOLT, FLANGE, 8X25 .....	2		

# F-14-40

# FRONT WHEEL



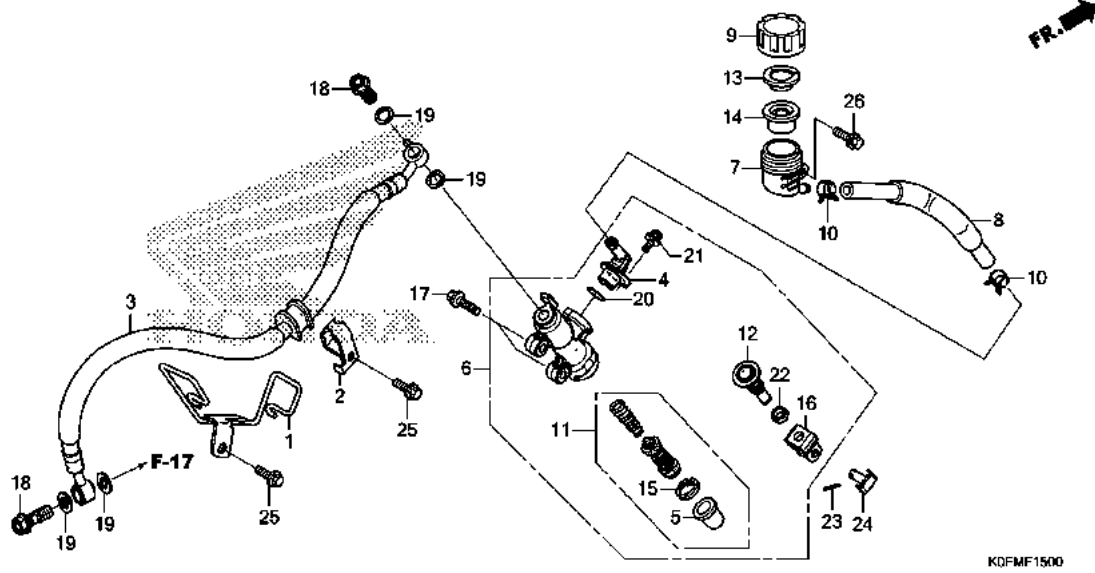
Ref. No.	L.O.N.	(Relative ref. Number) Description	F.R.T.
2		(11)	
2	710151	AXLE, FRONT WHEEL .....	0.3
5	7101D4	FRONT WHEEL .....	0.7
6	710139	FRONT TIRE(ONE) .....	0.6
7	711120	DISC, FRONT BRAKE .....	0.4
10	710115	BEARING, FRONT WHEEL(ONE) ....	0.5
	710115G	.ReplacE 1 bearing add .....	0.1

Ref. No.	Part No.	Description	Reqd. QTY	Serial No.	Parts catalogue code
			Z125M K		
1	42753-KJ9-004	VALVE, RIM(DUNLOP) .....	1		
	42753-KJ9-005	VALVE, RIM(IRC) .....	1		
	42753-KZK-901	VALVE, RIM(TRITON) .....	1		
2	44301-KOF-T00	AXLE, FR. WHEEL .....	1		
3	44311-KOF-T00	COLLAR, R. FR. WHEEL SIDE ...	2		
4	44620-K26-900	COLLAR, FR. AXLE DISTANCE ...	1		
5	44650-K26-B00ZC	WHEEL SUB ASSY., FR. *NHA40M* MAT CRYPTON SILVER METALLIC	1		
6	44711-KOF-T01	TIRE, FR.(120/80-12 65J)(VEE)	1		
7	45251-KWB-602	DISK, FR. BRAKE(SUNSTAR) ....	1		
8	90105-KGH-900	BOLT, BRAKE DISK, 8X24 .....	4		
9	90306-KWN-701	NUT, U, 12MM .....	1		
10	91053-K03-H01	BEARING, RADIAL BALL(6301U L) (NTN)	2		
	91053-K03-H02	BEARING, RADIAL BALL(6301U L) (FAG)	2		
	91053-K03-N41	BEARING, RADIAL BALL(6301U L) (SKF)	2		
11	91252-KGH-901	DUST SEAL, 23X37X7(ARAI) ....	2		
	91252-KGH-902	DUST SEAL, 23X37X7(NOK) .....	2		



# F-15

# REAR BRAKE MASTER CYLINDER



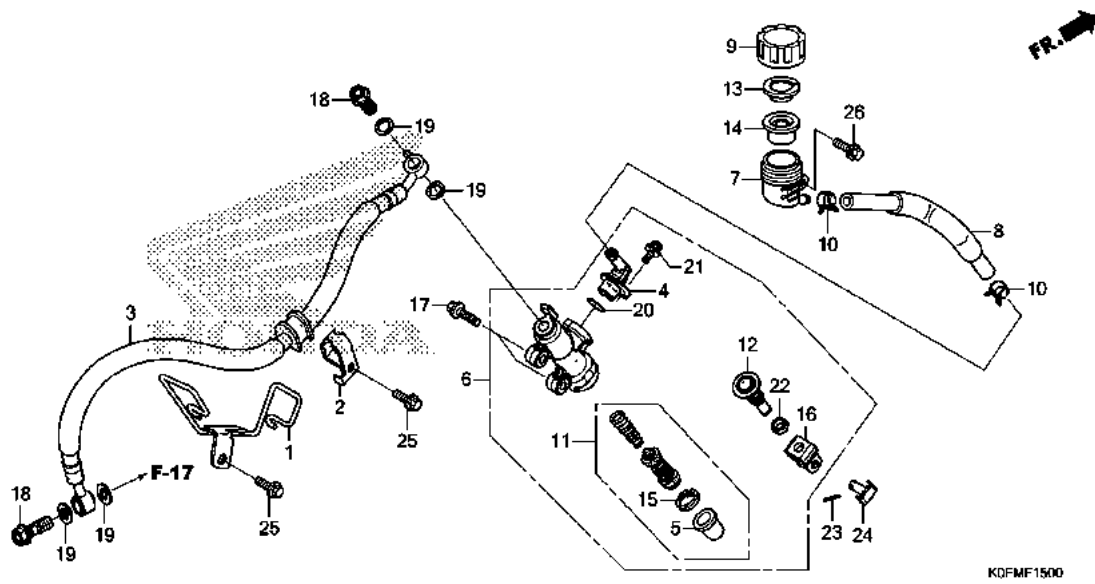
Ref. No.	L.O.N.	(Relative ref. Number) Description	F.R.T.
3	712130	HOSE, REAR BRAKE ..... .INCLUDES: Bleed brakes	0.3
6	712125	CYLINDER, REAR BRAKE MASTER .. .INCLUDES: Bleed brakes	0.5
7	7121F6	CUP, REAR MASTER CYLINDER OIL .INCLUDES: Bleed brakes	0.3
8	7121C2	HOSE, REAR MASTER CYLINDER OIL CUP ..... .INCLUDES: Bleed brakes	0.4
11	7121H0	PISTON SET, REAR BRAKE MASTER .INCLUDES: Bleed brakes	0.5
14	7121G7	DIAPHRAGM, REAR BRAKE MASTER CYLINDER .....	0.1

**3**

Ref. No.	Part No.	Description	Reqd. QTY	Serial No.	Parts catalogue code
			Z125M K		
1	43155-KOF-T00	CLAMPER COMP., RR. BRAKE HOSE	1		
2	43156-KOF-T00	CLAMPER, RR. BRAKE HOSE .....	1		
3	43310-KOF-T01	HOSE COMP., RR. BRAKE .....	1		
4	43503-MR7-006	CONNECTOR .....	1		
5	43504-MB2-006	BOOT COMP. ....	1		
6	43510-K26-B01	CYLINDER SUB ASSY., RR. BRAKE MASTER(NISSIN)	1		
7	43511-KS6-702	CUP COMP., MASTER CYLINDER OIL	1		
8	43512-KOF-T01	HOSE COMP., RR. MASTER CYLINDER	1		
9	43513-KWN-931	CAP, MASTER CYLINDER .....	1		
10	43514-KS6-701	CLAMP, MASTER CYLINDER OIL HOSE	2		
11	43520-MJ6-315	PISTON SET, MASTER CYLINDER (NISSIN)	1		
12	43530-KV3-831	ROD COMP., PUSH .....	1		
13	45518-GM9-711	PLATE, DIAPHRAGM .....	1		
14	45520-GM9-711	DIAPHRAGM .....	1		
15	46182-MEL-D21	CIRCLIP .....	1		
16	46504-KV6-702	JOINT, BRAKE ROD .....	1		
17	90101-K26-B00	BOLT, FLANGE, 6X22(SH) .....	2		
18	90145-KPH-B30	BOLT, OIL, 10X22(NISSIN) .....	2		
19	90545-300-000	WASHER, OIL BOLT .....	4		
20	91212-422-006	O-RING, 14.8X2.4 .....	1		
21	93893-04012-17	SCREW-WASHER, 4X12 .....	1		

# F-15

# REAR BRAKE MASTER CYLINDER

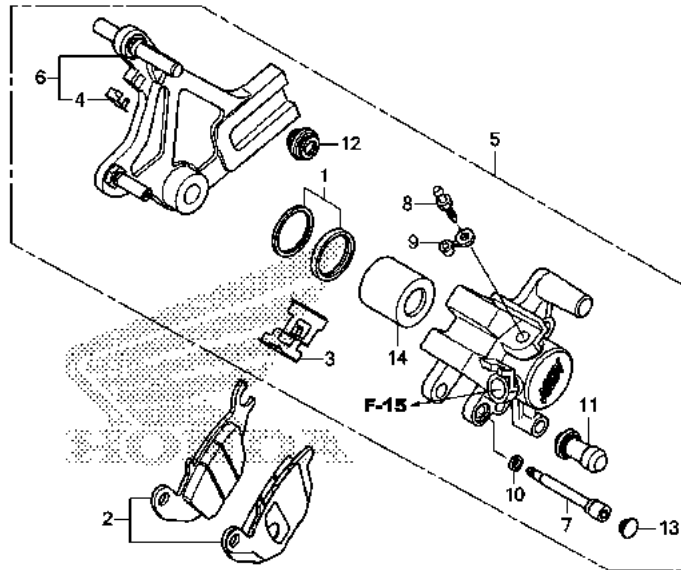


Ref. No.	Part No.	Description	Reqd. QTY		Serial No.	Parts catalogue code
			Z125M	K		
22	94002-08000-0S	NUT, HEX., 8MM .....	1			
23	94201-20120	PIN, SPLIT, 2.0X12 .....	1			
24	95015-54000	PIN D, JOINT .....	1			
25	96001-06012-07	BOLT, FLANGE, 6X12 .....	2			
26	96001-06014-00	BOLT, FLANGE, 6X14 .....	1			

**3**

# F-17

# REAR BRAKE CALIPER



Ref. No.	L.O.N.	(Relative ref. Number) Description	F.R.T.
2	711140	SHOE(PAD) SET, BRAKE :REAR ...	0.1
5	711155	CALIPER, REAR BRAKE ..... .INCLUDES: Bleed brakes	0.6
6	7111C1	BRACKET, REAR CALIPER .....	0.4
14	7111D5	PISTON, REAR BRAKE CALIPER ... .INCLUDES: Bleed brakes	0.7

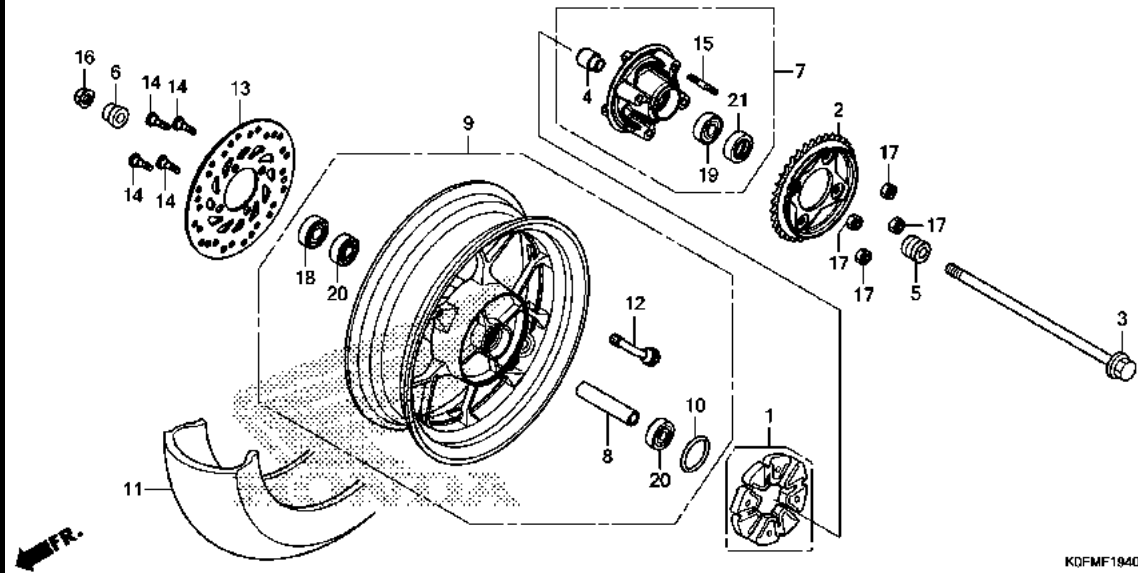
KDFMF1700

3

Ref. No.	Part No.	Description	Reqd. QTY Z125M K	Serial No.	Parts catalogue code
1	06431-MA3-405	SEAL SET, PISTON .....	1		
2	06435-KOF-T01	PAD SET, RR. ....	1		
3	43108-KSP-B51	SPRING, PAD(NISSIN) .....	1		
4	43112-KTM-751	RETAINER .....	1		
5	43150-KOF-T01	CALIPER SUB ASSY., RR.(NISSIN)	1		
6	43190-KOF-T01	BRACKET SUB ASSY., RR. ....	1		
7	43215-KGH-901	PIN, HANGER .....	1		
8	43352-568-003	SCREW, BLEEDER(NISSIN) .....	1		
9	43353-461-771	CAP, BLEEDER .....	1		
10	45111-MAJ-G41	RING, STOPPER .....	1		
11	45132-166-016	BOOT, PIN BUSH(NISSIN) .....	1		
12	45133-MA3-006	BOOT B .....	1		
13	45203-MCC-006	PLUG, PIN .....	1		
14	45218-MAJ-G41	PISTON B, 27X35 .....	1		

# F-19-40

# REAR WHEEL

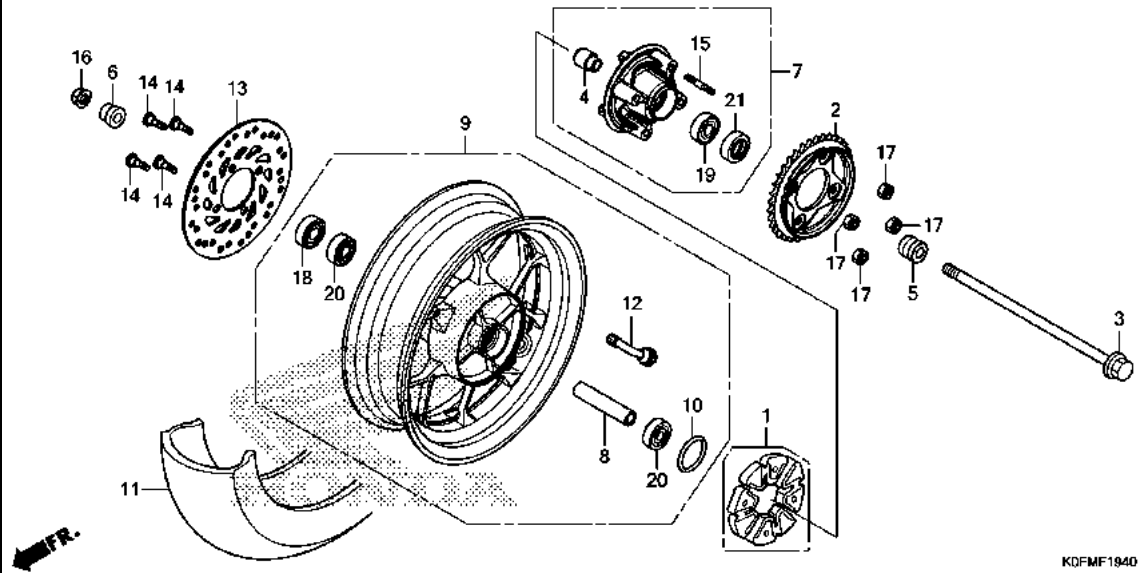


Ref. No.	L.O.N.	(Relative ref. Number) Description	F.R.T.
1		(10)	
1	710157	DAMPER, REAR WHEEL .....	0.3
2	7101A0	SPROCKET, FINAL DRIVEN .....	0.4
3		(18,21)	
3	710160	AXLE, REAR WHEEL .....	0.3
7	7101A5	FLANGE ASSY., FINAL DRIVEN ...	0.4
9	710118	REAR WHEEL .....	0.7
11	710142	REAR TIRE(ONE) .....	0.6
13	711145	DISC, REAR BRAKE .....	0.4
19	7101D1	BEARING, FINAL DRIVEN FLANGE ..	0.5
20	710133	BEARING, REAR WHEEL(ONE) .....	0.5
	710133G	.Replace 1 bearing add .....	0.1

Ref. No.	Part No.	Description	Reqd. QTY	Serial No.	Parts catalogue code
			Z125M K		
1	06410-KWB-600	DAMPER SET, WHEEL .....	1		
2	41200-K26-901	SPROCKET COMP., FINAL DRIVEN (34T)	1		
3	42301-KOF-T00	AXLE, RR. WHEEL .....	1		
4	42303-KWB-600	SLEEVE, RR. WHEEL .....	1		
5	42311-KOF-T00	COLLAR, L. RR. WHEEL SIDE ...	1		
6	42312-KOF-T00	COLLAR, R. RR. WHEEL SIDE ...	1		
7	42615-K26-B10	FLANGE SUB ASSY., FINAL DRIVEN	1		
8	42620-K26-900	COLLAR, RR. AXLE DISTANCE ...	1		
9	42650-K26-B00ZD	WHEEL SUB ASSY., RR. *NHA40M*	1		
10	42653-001-004	MAT CRYPTON SILVER METALLIC O-RING, 40.5X3 (NIPPON DUST KEEPER)	1		
11	42711-KOF-T01	TIRE, RR.(130/80-12 69J)(VEE)	1		
12	42753-KJ9-004	VALVE, RIM(DUNLOP) .....	1		
	42753-KJ9-005	VALVE, RIM(IRC) .....	1		
	42753-KZK-901	VALVE, RIM(TRITON) .....	1		
13	43251-K26-900	DISK, RR. BRAKE .....	1		
14	90105-KGH-900	BOLT, BRAKE DISK, 8X24 .....	4		
15	90128-KWB-600	BOLT, STUD, 8X18 .....	4		
16	90306-KWN-701	NUT, U, 12MM .....	1		
17	90309-KPH-971	NUT, U, 8MM(FUJI SEIMITSU) ..	4		
18	90753-051-003	OIL SEAL, 26X37X6(ARAI) .....	1		
	90753-051-005	OIL SEAL, 26X37X6(NOK) .....	1		

# F-19-40

# REAR WHEEL

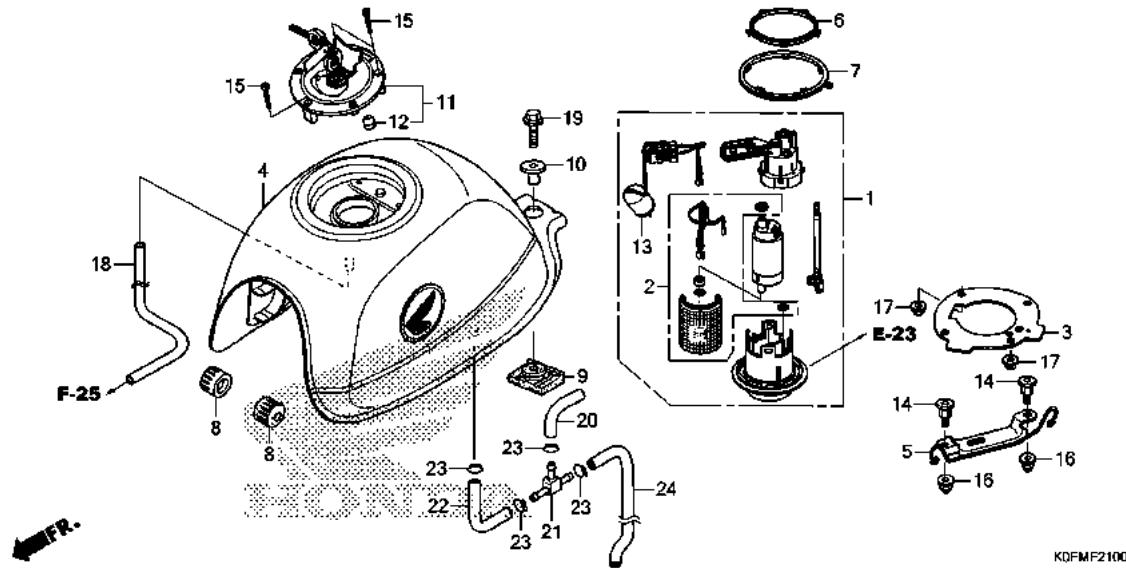


KDFMF1940

Ref. No.	Part No.	Description	Reqd. QTY	Serial No.	Parts catalogue code
			Z125M K		
19	91051-K35-V01	BEARING, RADIAL BALL, 6203UU (NSK)	1		
	91051-K35-V02	BEARING, RADIAL BALL, 6203UU (NTN)	1		
	91051-K35-V03	BEARING, RADIAL BALL, 6203UU (FUJIKOSHI)	1		
	91051-K35-V04	BEARING, RADIAL BALL, 6203UU (FAG)	1		
20	91053-K03-H01	BEARING, RADIAL BALL(6301U L) (NTN)	2		
	91053-K03-H02	BEARING, RADIAL BALL(6301U L) (FAG)	2		
	91053-K03-N41	BEARING, RADIAL BALL(6301U L) (SKF)	2		
21	91251-KGH-902	DUST SEAL, 27X40X4.5(NOK) ...	1		

# F-21

# FUEL TANK

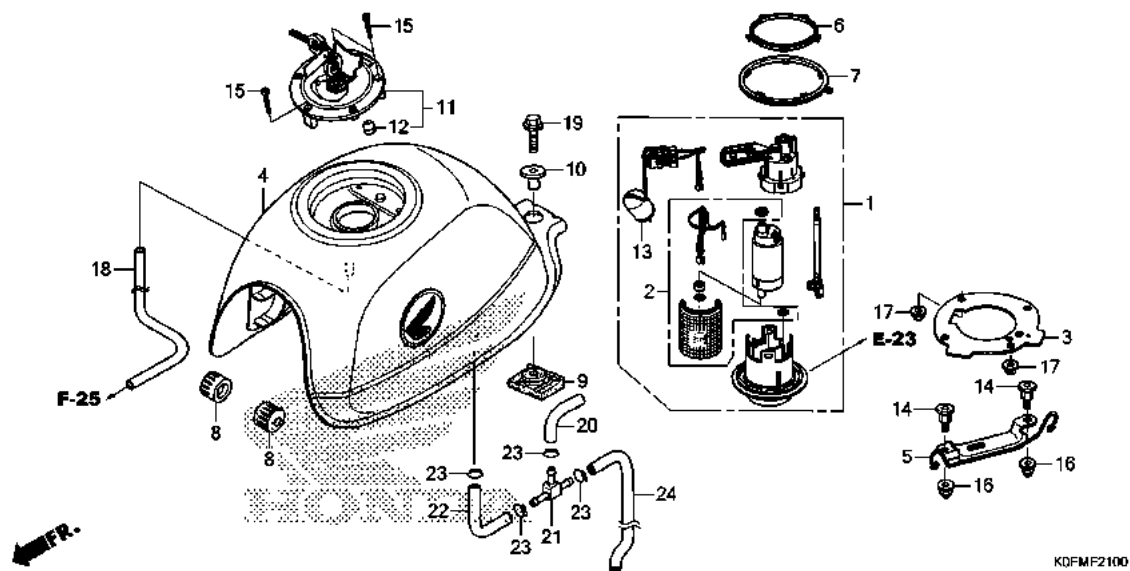


Ref. No.	L.O.N.	(Relative ref. Number) Description	F.R.T.
1		(6,7)	
1	310120	PUMP ASSY., FUEL .....	0.4
2	3101C7	FILTER, FUEL .....	0.5
4	310100	TANK, FUEL .....	0.4
11		(12)	
	3101C1	LOCKING FUEL TANK CAP .....	0.1
13	617105	FUEL TANK SENDING UNIT .....	0.5

Ref. No.	Part No.	Description	Reqd. QTY Z125M K	Serial No.	Parts catalogue code
1	16700-KOF-T01	PUMP ASSY., FUEL .....	1		
2	16707-K45-N01	FILTER SET .....	1		
3	17507-KOF-T00	PLATE, SETTING .....	1		
4	17520-KOF-T00ZA	TANK SET, FUEL(WL)			
	*YR354*	.....BANANA YELLOW	1		
	17520-KOF-T00ZB	*R376P*.....PEARL NEBULA RED	1		
	17520-KOF-T00ZD	*B231P*.....PEARL GLITTERING BLUE	1		
5	17542-KOF-T00	BRACKET, FUEL PUMP .....	1		
6	17572-GHB-613	GASKET, FUEL PUMP .....	1		
7	17573-KPN-A71	SEAL, DUST .....	1		
8	17611-286-000	CUSHION, FR. FUEL TANK .....	2		
9	17613-GAA-000	RUBBER, RR. FUEL TANK .....	1		
10	17614-KR3-000	COLLAR, FUEL TANK MOUNTING ..	1		
11	17620-KOF-T01	CAP COMP., FUEL FILLER .....	1		
12	17621-MGP-D61	SEAL, BREATHER .....	1		
13	37800-KOF-T01	FUEL UNIT .....	1		
14	90101-K26-900	BOLT, SPECIAL, 6MM .....	2		
15	90120-MJE-D00	BOLT, SOCKET, 4X25(SUS) .....	3		
16	90201-415-000	NUT, CAP, 6MM .....	2		
17	94050-06000	NUT, FLANGE, 6MM .....	2		
18	95005-80410-20	TUBE, 8X410(95005-80001-20M)	1		
19	95701-08028-07	BOLT, FLANGE, 8X28 .....	1		
20	17412-K26-B00	TUBE, AIR .....	1		
21	38581-K26-B00	JOINT, TUBE(T) .....	1		

# F-21

# FUEL TANK

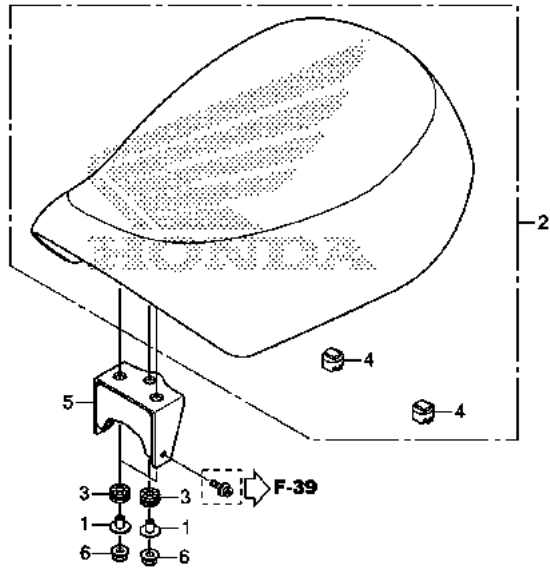


Ref. No.	Part No.	Description	Reqd. QTY Z125M K	Serial No.	Parts catalogue code
22	95001-45250-40	TUBE, FUEL, 4.5X250 (95001-45001-60M)	1		
23	95002-02080	CLIP, TUBE(B8) .....	4		
24	95005-35410-20	TUBE, 3.5X410(95005-35001-20M)	1		

3

**F-23**

**SEAT**



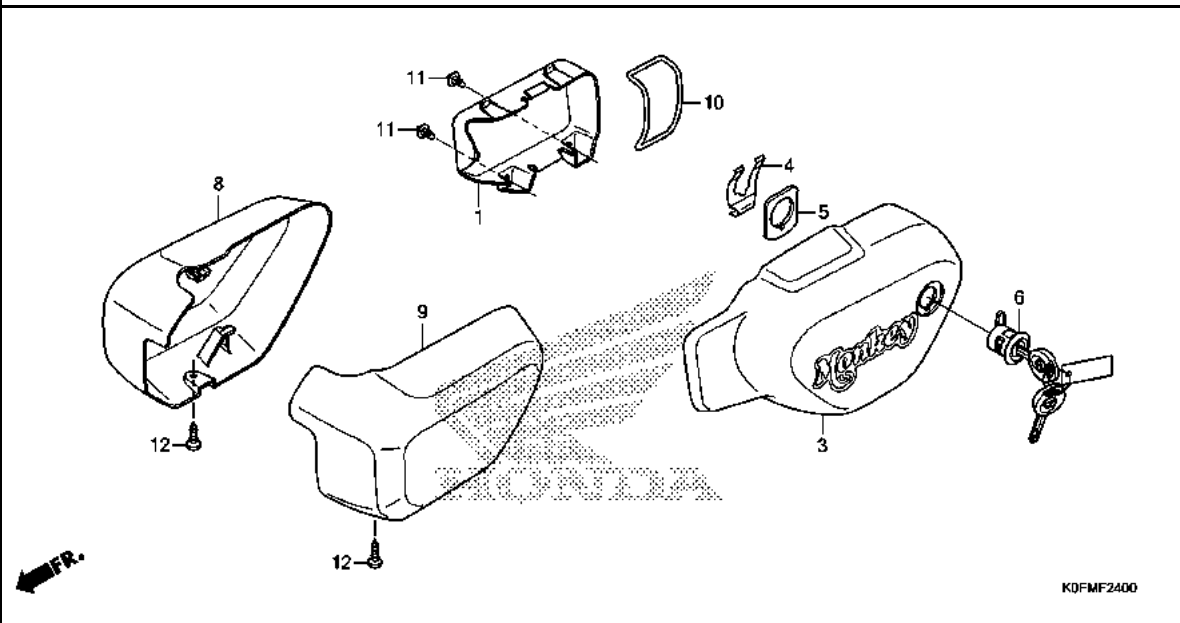
Ref. No.	L.O.N.	(Relative ref. Number) Description	F.R.T.
2	413150	(5) SEAT .....	0.1

Ref. No.	Part No.	Description	Reqd. QTY Z125M K	Serial No.	Parts catalogue code
1	33707-K04-930	COLLAR, TAILLIGHT .....	3		
2	77100-K0F-T01ZA	SEAT COMP., SINGLE *TYPE1*.....	1		
3	77208-KW7-900	RUBBER B, SEAT MOUNTING .....	3		
4	77214-KPH-900	RUBBER B, SEAT SETTING .....	2		
5	77220-K0F-T00	BRACKET, SEAT .....	1		
6	90301-KGH-901	NUT, U, 6MM(FUJI SEIMITSU) ..	3		

**3**

# F-24

# SIDE OUTER COVER



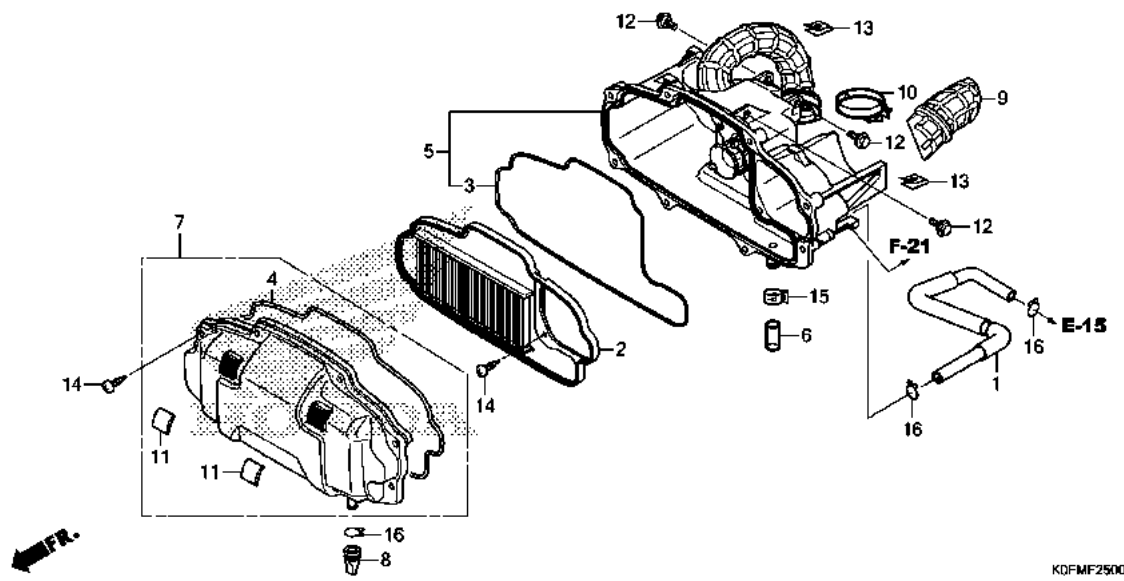
Ref. No.	L.O.N.	(Relative ref. Number) Description	F.R.T.
3	4111H8	COVER, SIDE :LEFT .....	0.1
6	4111P0	LOCK, SIDE COVER .....	0.1
8	3121A7	COVER, AIR CLEANER CASE SIDE :RIGHT .....	0.1
9	3121A6	COVER, AIR CLEANER CASE SIDE :LEFT .....	0.1
	3121G0	COVER, AIR CLEANER CASE SIDE :BOTH .....	0.1

3

Ref. No.	Part No.	Description	Reqd. QTY	Serial No.	Parts catalogue code
			Z125M K		
1	64450-KOF-T00	COVER, L. SIDE INNER .....	1		
3	64550-KOF-T00ZA	COVER SET, L. SIDE OUTER(WL) *TYPE4*.....	1		
	64550-KOF-T00ZB	*TYPE3*.....	1		
	64550-KOF-T00ZC	*TYPE2*.....	1		
4	75581-MGP-D60	PLATE, LOCK KEY SETTING .....	1		
5	77236-KOF-T00	WASHER, SEAT LOCK .....	1		
6	77239-KOF-T01	KEY, SEAT LOCK(WAVE) .....	1		
8	83585-KOF-T00	GARNISH, R. ....	1		
9	83595-KOF-T00	GARNISH, L. ....	1		
10	89012-KZL-930	BAND, TOOL .....	1		
11	90116-KWT-900	RIVET, PUSH, 7MM .....	2		
12	93903-24380	SCREW, TAPPING, 4X12 .....	2		

# F-25

# AIR CLEANER



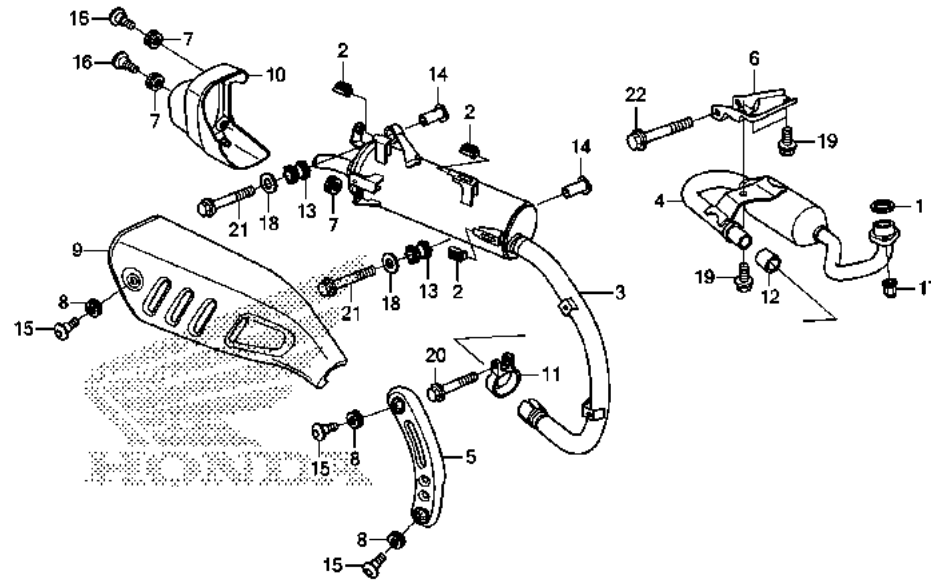
Ref. No.	L.O.N.	(Relative ref. Number) Description	F.R.T.
2	312105	(3) ELEMENT, AIR CLEANER .....	0.2
5	3121A5	CASE, AIR CLEANER .....	0.3
7		(4) COVER, AIR CLEANER CASE .....	0.2
9	312125	DUCT, AIR CLEANER .....	0.2

Ref. No.	Part No.	Description	Reqd. QTY Z125M K	Serial No.	Parts catalogue code
1	15761-KOF-T00	TUBE, BREATHER .....	1		
2	17210-KOF-T00	ELEMENT COMP., AIR CLEANER ..	1		
3	17212-KWN-900	SEAL, AIR CLEANER .....	1		
4	17214-KOF-T00	SEAL, AIR CLEANER COVER .....	1		
5	17225-KOF-T00	CASE SUB ASSY., AIR CLEANER ..	1		
6	17227-KPK-900	TUBE, VINYL, 11X15X35 .....	1		
7	17235-KOF-T00	COVER SUB ASSY., AIR CLEANER ..	1		
8	17236-KVB-900	PLUG, AIR CLEANER DRAIN .....	1		
9	17241-KOF-T00	DUCT, AIR CLEANER .....	1		
10	17254-K26-900	BAND, CONNECTING TUBE(44) ...	1		
11	50387-KOF-T00	CUSHION, BATTERY .....	2		
12	90116-KVB-900	BOLT, FLANGE, 6MM .....	3		
13	90302-KWW-A00	NUT, SPRING, 4MM .....	2		
14	93903-25580	SCREW, TAPPING, 5X25 .....	9		
15	95002-41300-08	CLAMP, TUBE(D13) .....	1		
16	95002-80000	CLIP, TUBE(C12) .....	3		



# F-27

# EXHAUST MUFFLER



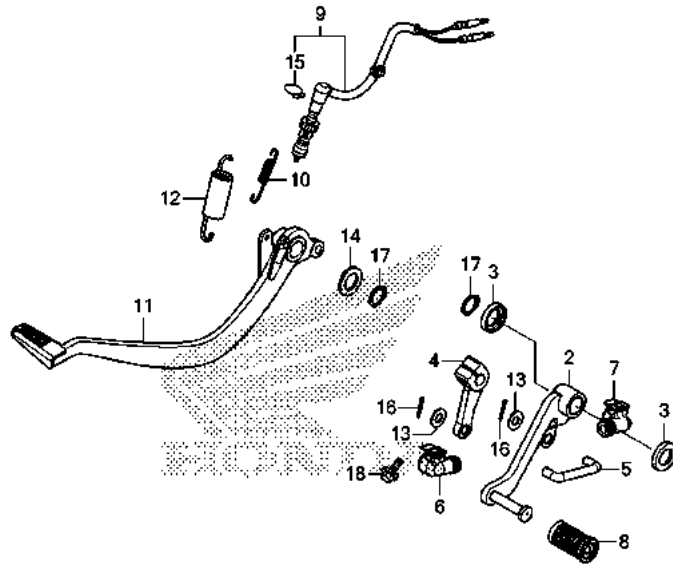
Ref. No.	L.O.N.	(Relative ref. Number) Description	F.R.T.
1	3131B4	GASKET, EXHAUST PIPE .....	0.2
3	313120	MUFFLER .....	0.2
4	313110	PIPE, EXHAUST .....	0.2
5	3131A6	PROTECTOR, EXHAUST PIPE .....	0.1
9	4111X4	COVER, MUFFLER .....	0.1
10	3131F2	CAP, MUFFLER END .....	0.1
12	3131C4	GASKET, MUFFLER .....	0.1

FR. →  
KDFMF2700

Ref. No.	Part No.	Description	Reqd. QTY Z125M K	Serial No.	Parts catalogue code
1	18291-GE2-920	GASKET, EX. PIPE .....	1		
2	18293-MCA-A20	RUBBER, PROTECTOR PACKING ...	3		
3	18310-KOF-T00	MUFFLER COMP., EX. ....	1		
4	18320-KOF-T00	PIPE COMP., EX. ....	1		
5	18325-KOF-T00	PROTECTOR, EX. PIPE .....	1		
6	18330-KOF-T00	STAY COMP., EX. PIPE .....	1		
7	18345-K15-920	RUBBER, MOUNT .....	3		
8	18345-MBT-610	RUBBER, PROTECTOR MOUNTING ..	3		
9	18356-KOF-T00	PROTECTOR, MUFFLER .....	1		
10	18358-KOF-T00	COVER, TAIL CAP .....	1		
11	18371-K26-900	BAND, MUFFLER .....	1		
12	18391-HB7-000	PACKING, MUFFLER .....	1		
13	18421-K26-B00	RUBBER, MUFFLER MOUNTING ...	2		
14	18422-K26-900	COLLAR, MUFFLER MOUNTING ....	2		
15	90113-GFP-B00	SCREW, PAN, 6X12 .....	3		
16	90113-K15-920	SCREW, PAN, 6X14 .....	2		
17	90304-KPH-700	NUT, HEX. CAP, 8MM .....	2		
18	94103-08700	WASHER, PLAIN, 8MM .....	2		
19	95701-08018-08	BOLT, FLANGE, 8X18 .....	3		
20	95701-08032-02	BOLT, FLANGE, 8X32 .....	1		
21	95701-08040-07	BOLT, FLANGE, 8X40 .....	2		
22	95701-10055-08	BOLT, FLANGE, 10X55 .....	1		

# F-29

# PEDAL



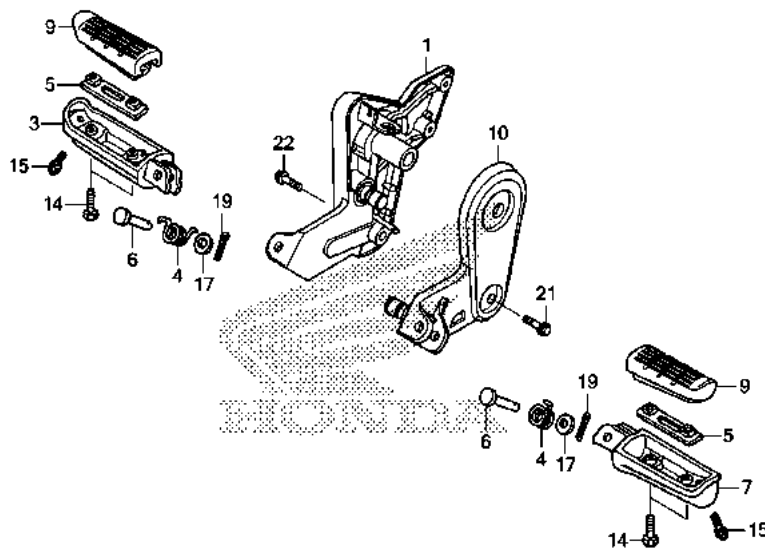
KDFMF2900

Ref. No.	L.O.N.	(Relative ref. Number) Description	F.R.T.
2	4101A1	PEDAL, GEAR CHANGE .....	0.3
4	4101A2	ARM, GEAR CHANGE .....	0.3
5	5101B5	ROD, CHANGE .....	0.3
9	6151B5	SWITCH, REAR STOP :PEDAL SIDE	0.3
11	810160	PEDAL, REAR BRAKE .....	0.2

Ref. No.	Part No.	Description	Reqd. QTY Z125M K	Serial No.	Parts catalogue code
2	24701-KOF-T00	PEDAL, GEAR CHANGE .....	1		
3	24703-KGH-900	WASHER, CHANGE PEDAL .....	2		
4	24711-K26-900	ARM, GEAR CHANGE .....	1		
5	24720-K26-900	ROD, TIE .....	1		
6	24721-K26-900	COVER, CHANGE PEDAL .....	1		
7	24721-KW6-960	COVER, CHANGE PEDAL .....	1		
8	24781-KR3-770	RUBBER, GEAR CHANGE PEDAL ...	1		
9	35350-KOF-T01	SWITCH ASSY., RR. STOP .....	1		
10	35357-K26-900	SPRING, STOP SWITCH .....	1		
11	46500-KOF-T00	PEDAL COMP., BRAKE .....	1		
12	46513-KPP-900	SPRING ASSY., BRAKE PEDAL ...	1		
13	90502-155-000	WASHER, PLAIN, 7MM .....	2		
14	90557-230-000	WASHER, 15.2X25 .....	1		
15	90601-KAF-003	CLIP, SWITCH COVER .....	1		
16	94201-20120	PIN, SPLIT, 2.0X12 .....	2		
17	94511-15000	CIRCLIP, EXTERNAL, 15MM .....	2		
18	95701-06020-00	BOLT, FLANGE, 6X20 .....	1		

# F-30

# STEP



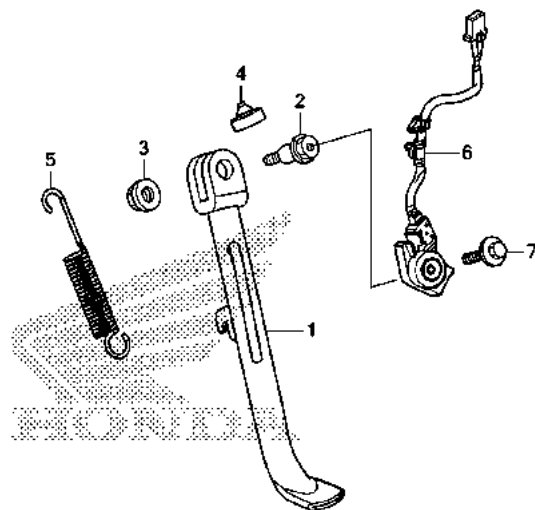
Ref. No.	L.O.N.	(Relative ref. Number) Description	F.R.T.
1	4101N2	HOLDER, STEP :RIGHT .....	0.3
3	4101C6	BAR, MAIN STEP :RIGHT .....	0.1
7	4101C5	BAR, MAIN STEP :LEFT .....	0.1
	4101J1	BAR, MAIN STEP :BOTH .....	0.2
9	4101D3	RUBBER, STEP :LEFT .....	0.1
	4101D4	RUBBER, STEP :RIGHT .....	0.1
	4101L8	RUBBER, STEP :BOTH .....	0.1
10	4101N1	HOLDER, STEP :LEFT .....	0.3
	4101N6	HOLDER, STEP :BOTH .....	0.5

KDFMF3000

Ref. No.	Part No.	Description	Reqd. QTY Z125M K	Serial No.	Parts catalogue code
1	50601-K0F-T00	HOLDER, R. STEP .....	1		
3	50612-MM5-000	ARM, R. STEP .....	1		
4	50617-445-840	SPRING, R. STEP RETURN .....	2		
5	50619-MM5-000	PLATE, STEP SETTING .....	2		
6	50639-MLO-010	PIN, STEP BAR .....	2		
7	50642-MM5-000	ARM, L. STEP .....	1		
9	50661-K0F-T00	RUBBER, MAIN STEP .....	2		
10	50701-K0F-T00	HOLDER, L. STEP .....	1		
14	90115-MV9-000	BOLT, MAIN STEP RUBBER SETTING	4		
15	92501-08008-0A	BOLT, CAP, 8X8 .....	2		
17	94102-08000	WASHER, PLAIN, 8MM .....	2		
19	94201-20150	PIN, SPLIT, 2.0X15 .....	2		
21	95701-08030-00	BOLT, FLANGE, 8X30 .....	1		
22	95701-08035-00	BOLT, FLANGE, 8X35 .....	1		

# F-31

# STAND



FR.

KDFMF3100

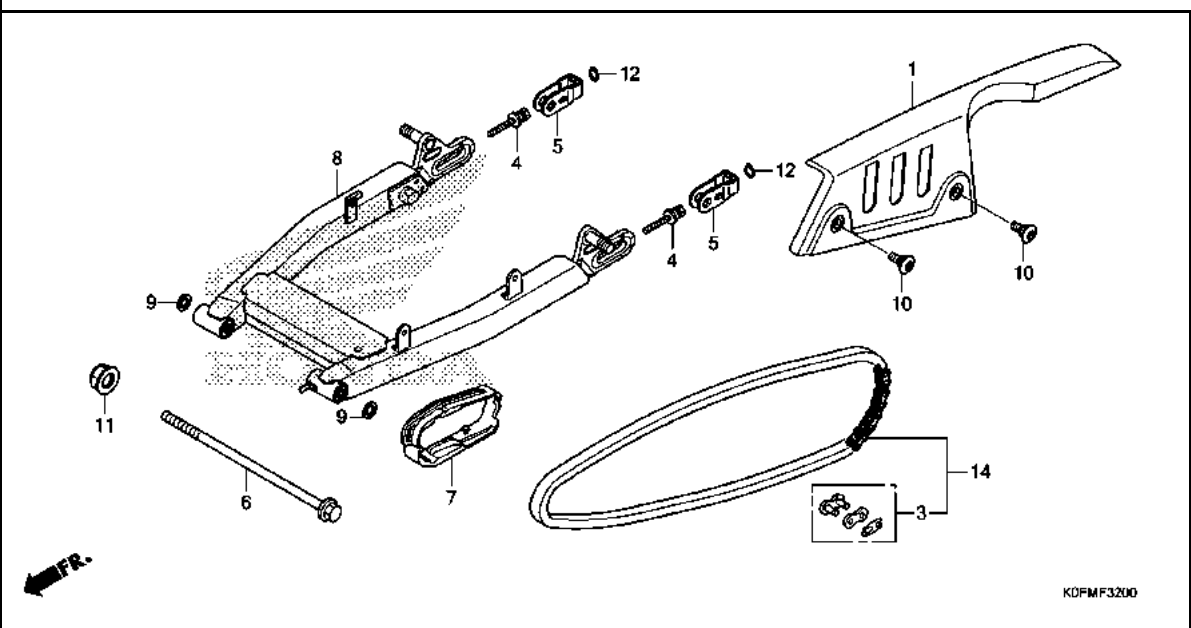
Ref. No.	L.O.N.	(Relative ref. Number) Description	F.R.T.
1	410180	BAR, SIDE STAND .....	0.2
5	410182	SPRING, SIDE STAND .....	0.1
6	615195	SWITCH, SIDE STAND .....	0.3

Ref. No.	Part No.	Description	Reqd. QTY Z125M K	Serial No.	Parts catalogue code
1	50530-K26-B10	BAR COMP., SIDE STAND .....	1		
2	90108-KZL-860	BOLT, SIDE STAND PIVOT .....	1		
3	90203-KVB-900	NUT, SIDE STAND .....	1		
4	95011-62000	RUBBER B, STAND STOPPER .....	1		
5	95014-72102	SPRING A, SIDE STAND .....	1		
6	35700-KOF-T01	SWITCH ASSY., SIDE STAND .....	1		
7	90147-KVB-900	BOLT, SPECIAL, 6X16 .....	1		

3

# F-32

# SWINGARM



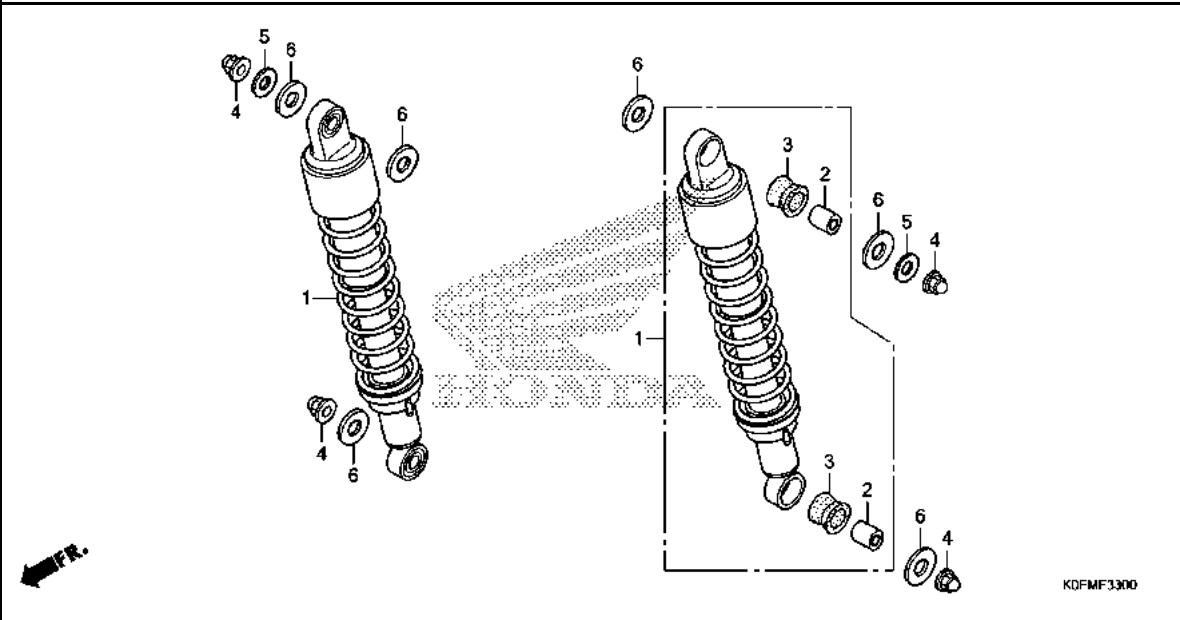
Ref. No.	L.O.N.	(Relative ref. Number) Description	F.R.T.
1	410195	CASE, DRIVE CHAIN .....	0.1
7	4101E5	SLIDER, CHAIN .....	0.2
8	5121B0	SWINGARM ASSEMBLY .....	0.6
14	213165	CHAIN, DRIVE .....	0.2

**3**

Ref. No.	Part No.	Description	Reqd. QTY	Serial No.	Parts catalogue code
			Z125M K		
1	40510-KOF-T00	CASE, DRIVE CHAIN .....	1		
3	40531-KOF-T01	JOINT, DRIVE CHAIN(RK) .....	1		
	40531-KWV-003	JOINT, DRIVE CHAIN(DAIDO) ...	1		
4	40542-KOF-T00	BOLT, CHAIN ADJUSTING .....	2		
5	40543-KOF-T00	ADJUSTER COMP., CHAIN .....	2		
6	52101-KOF-T00	BOLT, SWINGARM PIVOT .....	1		
7	52170-KOF-T00	SLIDER, CHAIN .....	1		
8	52200-KOF-T00ZA	SWINGARM SUB ASSY., RR.			
	*YR354*	.....BANANA YELLOW	1		
	*R376P*	.....PEARL NEBULA RED	1		
	*B231P*	.....PEARL GLITTERING BLUE	1		
9	90122-KWB-600	WASHER, PIVOT BOLT .....	2		
10	90133-KPP-T00	SCREW, PAN, 6X14 .....	2		
11	90306-KWN-701	NUT, U, 12MM .....	1		
12	94511-10000	CIRCLIP, EXTERNAL, 10MM .....	2		
14	40530-KOF-D11	CHAIN, DRIVE(DID420D2-98RB) -	1		
	40530-KOF-T01	CHAIN, DRIVE(RK420SB2TK-98RJ)	1		

# F-33

# REAR CUSHION

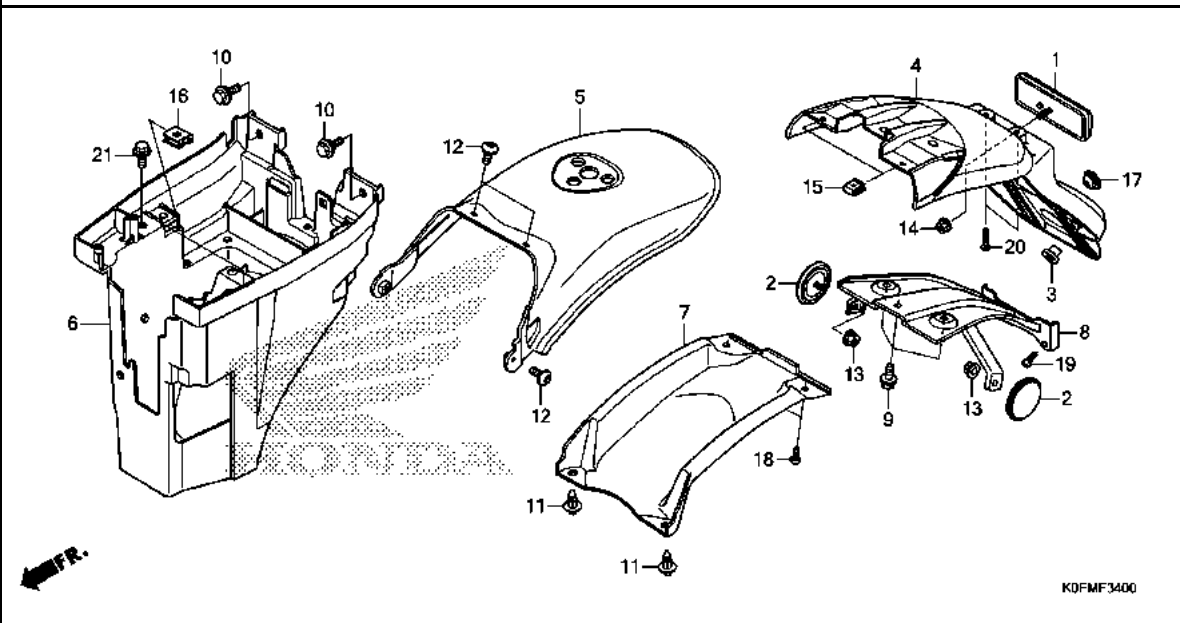


Ref. No.	L.O.N.	(Relative ref. Number) Description	F.R.T.
1	5121B6	CUSHION ASSY., REAR :LEFT	0.1
	5121B7	CUSHION ASSY., REAR :RIGHT	0.1
	5121B8	CUSHION ASSY., REAR :BOTH	0.2

Ref. No.	Part No.	Description	Reqd. QTY Z125M K	Serial No.	Parts catalogue code
1	52400-KOF-A01ZA	CUSHION ASSY., RR. (SHOWA)			
		*TYPE1*	2		
	52400-KOF-J01ZA	*TYPE1*	2		
	52400-KOF-V01ZA	*TYPE1*	2		
2	52486-KBW-901	COLLAR, RUBBER BUSH	4		
3	52489-399-601	BUSH, UPPER RUBBER (SHOWA)	4		
4	90201-HA0-000	NUT, CAP, 10MM	4		
5	90465-MM9-000	WASHER, 10MM	2		
6	90501-KWW-640	WASHER, PLAIN, 10MM	6		

# F-34

# REAR FENDER



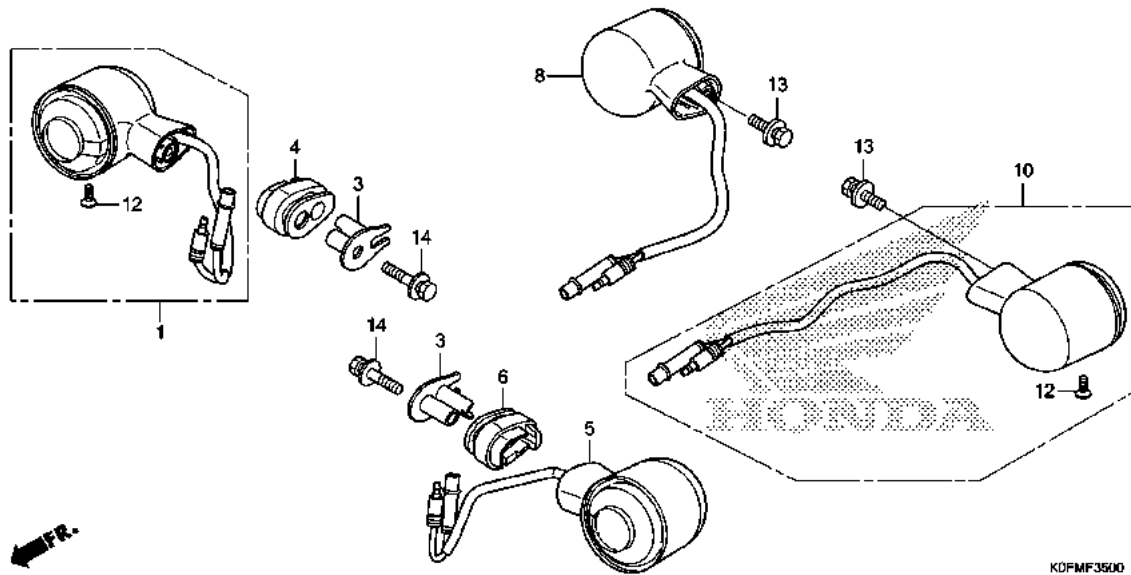
Ref. No.	L.O.N.	(Relative ref. Number) Description	F.R.T.
4	413105	FENDER A, REAR .....	0.2
5	413110	FENDER B, REAR .....	0.3
6	413111	FENDER C, REAR .....	0.4
7	4131NJ	FENDER D, REAR .....	0.1
8	4131M7	STAY, REAR FENDER .....	0.2

3

Ref. No.	Part No.	Description	Reqd. QTY Z125M K	Serial No.	Parts catalogue code
1	33741-KPL-902	REFLECTOR, REFLEX .....	1		
2	33741-KTG-U01	REFLECTOR, FR. REFLEX(AMBER) (FOR RR.)	2		
3	44125-MN5-000	COLLAR, FR. WHEEL COVER .....	2		
4	80100-KOF-T00	FENDER A, RR. ....	1		
5	80101-KOF-T00	FENDER COMP. B, RR. ....	1		
6	80102-KOF-T00	FENDER ASSY. C, RR. ....	1		
7	80104-KOF-T00	FENDER D, RR. ....	1		
8	80105-KOF-T00	BRACKET, RR. FENDER .....	1		
9	90102-KGH-900	BOLT, FLANGE, 6X10 .....	3		
10	90111-162-000	BOLT, FLANGE, 6MM .....	2		
11	90116-KWT-900	RIVET, PUSH, 7MM .....	2		
12	90132-KPP-T00	SCREW, PAN, 6X10 .....	4		
13	90301-KGH-901	NUT, U, 6MM(FUJI SEIMITSU) ..	2		
14	90301-KWN-901	NUT, U, 5MM .....	1		
15	90302-KWW-A00	NUT, SPRING, 4MM .....	2		
16	90305-KWW-A00	NUT, CLIP, 6MM .....	1		
17	90852-KPP-T00	PLUG, HOLE .....	1		
18	93903-24380	SCREW, TAPPING, 4X12 .....	2		
19	93903-34380	SCREW, TAPPING, 4X12 .....	2		
20	93903-34420	SCREW, TAPPING, 4X16 .....	2		
21	95701-06010-00	BOLT, FLANGE, 6X10 .....	2		

# F-35

# WINKER

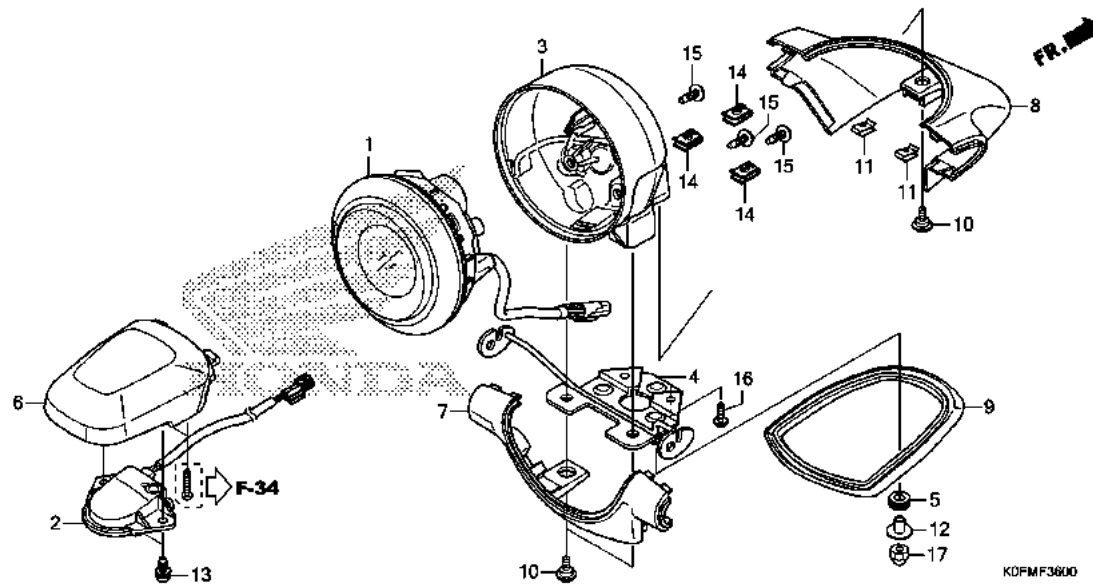


Ref. No.	L.O.N.	(Relative ref. Number) Description	F.R.T.
1	6161C4	WINKER :RIGHT FRONT .....	0.5
5	6161C3	WINKER :LEFT FRONT .....	0.5
	6161C5	WINKER :BOTH FRONT .....	0.6
8	6161C7	WINKER :RIGHT REAR .....	0.4
10	6161C6	WINKER :LEFT REAR .....	0.4
	6161C8	WINKER :BOTH REAR .....	0.5

Ref. No.	Part No.	Description	Reqd. QTY	Serial No.	Parts catalogue code
			Z125M K		
1	33400-KOF-T01	WINKER ASSY., R. FR. ....	1		
3	33411-KOF-T00	COLLAR, WINKER .....	2		
4	33412-KOF-T00	RUBBER, R. WINKER MOUNTING ..	1		
5	33450-KOF-T01	WINKER ASSY., L. FR. ....	1		
6	33462-KOF-T00	RUBBER, L. WINKER MOUNTING ..	1		
8	33600-KOF-T01	WINKER ASSY., R. RR. ....	1		
10	33650-KOF-T01	WINKER ASSY., L. RR. ....	1		
12	90103-KOF-T00	SCREW, TAPPING, 4X10 .....	4		
13	93411-05016-00	BOLT-WASHER, 5X16 .....	2		
14	93411-05025-00	BOLT-WASHER, 5X25 .....	2		

# F-36

# TAILLIGHT



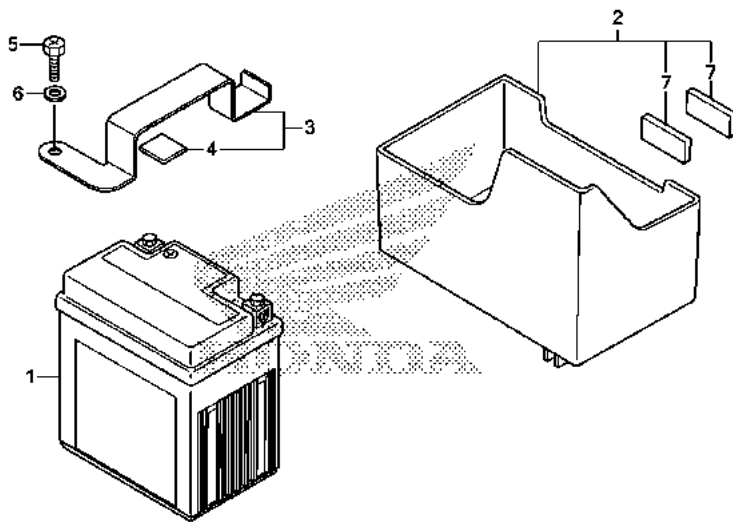
Ref. No.	L.O.N.	(Relative ref. Number) Description	F.R.T.
1	6161D5	TAILLIGHT UNIT .....	0.4
2	6161D8	LIGHT, LICENSE .....	0.3
3	6161G8	COVER, TAILLIGHT .....	0.3
4	6161P6	BRACKET, TAILLIGHT .....	0.3
6	6161P5	COVER, LICENSE LIGHT .....	0.2
7	6161CY	COVER, TAILLIGHT :REAR .....	0.3
8	6161CV	COVER, TAILLIGHT :FRONT .....	0.3
	6161S5	COVER, TAILLIGHT :BOTH .....	0.3

3

Ref. No.	Part No.	Description	Reqd. QTY Z125M K	Serial No.	Parts catalogue code
1	33710-KOF-T01	TAILLIGHT UNIT .....	1		
2	33720-KOF-T01	LIGHT ASSY., LICENSE .....	1		
3	33730-KOF-T01	COVER, TAILLIGHT .....	1		
4	50316-KOF-T00	STAY, TAILLIGHT .....	1		
5	64312-KWW-640	GROMMET, MAIN PIPE COVER .....	3		
6	80103-KOF-T00	COVER, LICENSE LIGHT .....	1		
7	80130-KOF-T00	BASE, RR. TAILLIGHT .....	1		
8	80140-KOF-T00	BASE, FR. TAILLIGHT .....	1		
9	80150-KOF-T00	RUBBER, TAILLIGHT COVER .....	1		
10	90115-KW7-900	SCREW, VISOR SPECIAL SETTING	3		
11	90302-KWW-A00	NUT, SPRING, 4MM .....	2		
12	90501-KOF-T00	COLLAR, TAILLIGHT .....	3		
13	90508-KOF-T00	SCREW-WASHER, 4X14 .....	2		
14	90677-KAN-T00	NUT, CLIP, 5MM .....	3		
15	93903-34410	SCREW, TAPPING, 4X16 .....	3		
16	93903-44410	SCREW, TAPPING, 4X16 .....	2		
17	94021-06000-0S	NUT, CAP, 6MM .....	3		

F-37

BATTERY



← MFR.

K0FMF3700

Ref. No.	L.O.N.	(Relative ref. Number) Description	F.R.T.
----------	--------	------------------------------------	--------

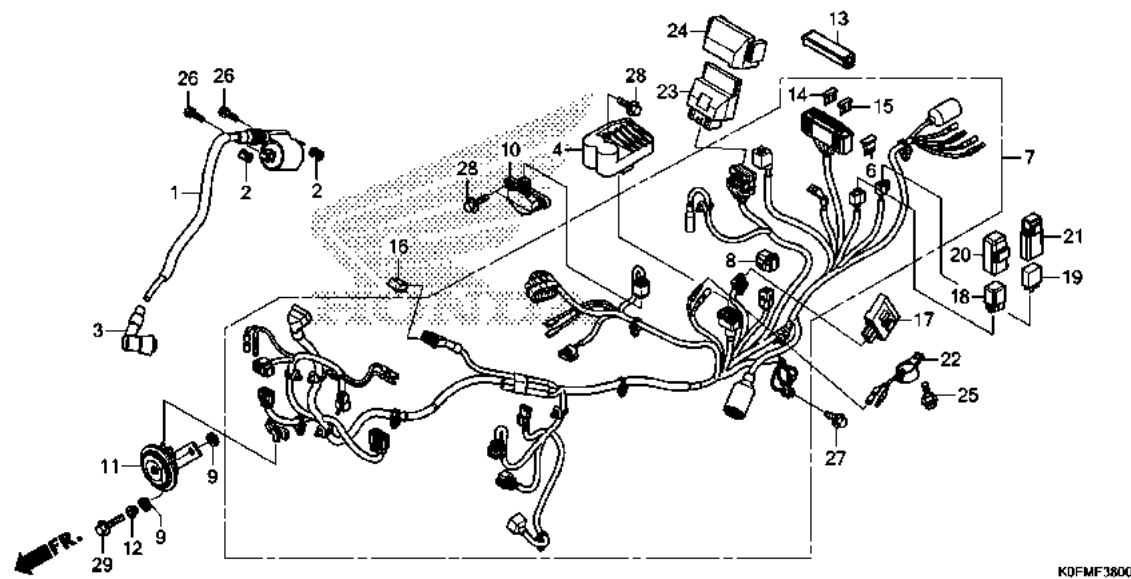
1	610100	BATTERY .....	0.2
---	--------	---------------	-----

Ref. No.	Part No.	Description	Reqd. QTY Z125M K	Serial No.	Parts catalogue code
1	31500-KPH-B31	BATTERY (YTZ5S) (YUASA) .....	1		
2	50381-KOF-T00	BOX COMP., BATTERY .....	1		
3	50386-KOF-T00	BAND, BATTERY .....	1		
4	50387-KOF-T00	CUSHION, BATTERY .....	1		
5	92301-06014-0A	BOLT, RECESSED, 6X14 .....	1		
6	94101-06000	WASHER, PLAIN, 6MM .....	1		
7	81257-KZR-600	RUBBER, PROTECTOR .....	2		

3

# F-38

# WIRE HARNESS



KOFMF3800

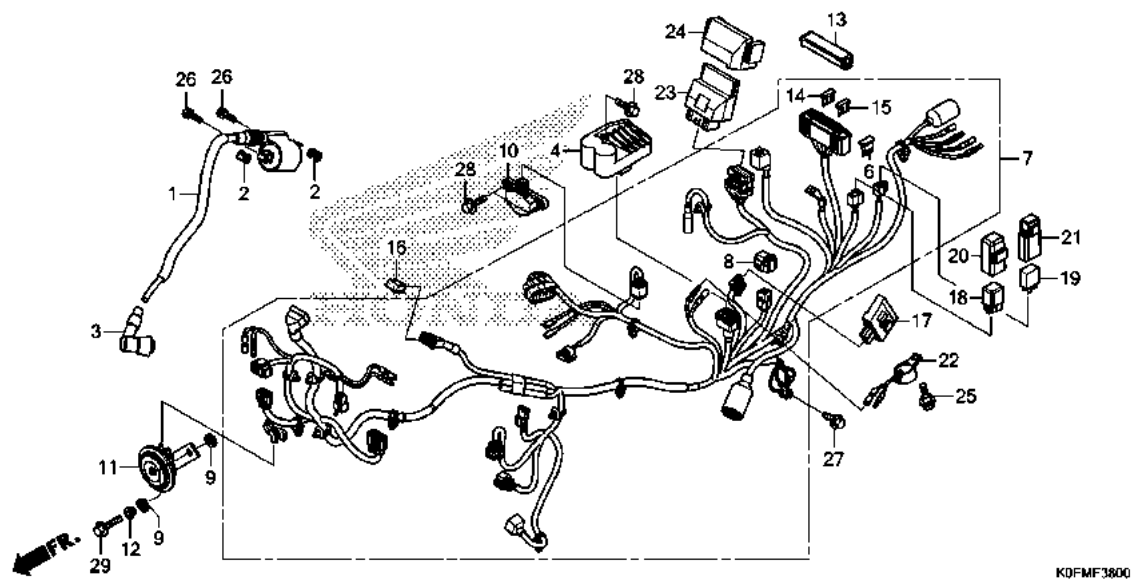
Ref. No.	L.O.N.	(Relative ref. Number) Description	F.R.T.
1	614105	COIL, IGNITION .....	0.4
3	6141E3	CAP, NOISE SUPPRESSOR .....	0.2
4	6131B2	RECTIFIER, REGULATE .....	0.3
6	6131B4	DIODE, THREE WAY .....	0.2
7	611100	HARNESS, WIRE .....	1.6
10	617125	SENSOR, BANK ANGLE .....	0.4
11	616169	HORN .....	0.5
16	6111C3	RELAY, WINKER .....	0.4
17	6181C8	CONTROL UNIT, ANSWER BACK .....	0.2
18	6111C5	RELAY, STARTER .....	0.2
19	611155	RELAY, MAIN .....	0.2
22	6161AB	BUZZER, ELECTRON .....	0.2
23	618135	ENGINE CONTROL MODULE(ECM) ...	0.3

3

Ref. No.	Part No.	Description	Reqd. QTY	Serial No.	Parts catalogue code
			Z125M K		
1	30510-KOF-T01	COIL COMP., IGNITION .....	1		
2	30520-GFM-900	SPACER, IGNITION COIL .....	2		
3	30700-K03-N51	CAP ASSY., NOISE SUPPRESSOR (NGK)	1		
4	31600-KOF-T01	RECTIFIER COMP., REGULATOR ..	1		
6	31730-MAS-601	DIODE ASSY., THREE WAY (SUMITOMO)	1		
7	32100-KOF-M00	HARNESS, WIRE .....	1		
8	32606-K44-V01	CAP, DUMMY(WPC 4P 090 M)(RED)	1		
9	33714-KL3-620	RUBBER, TAILLIGHT BRACKET ...	2		
10	35160-MGS-D31	SENSOR ASSY., BANK ANGLE ....	1		
11	38110-KYZ-M01	HORN COMP.(HIGH) .....	1		
12	38117-KYZ-T00	COLLAR, HORN SETTING .....	1		
13	38200-KOF-T01	COVER ASSY., FUSE BOX .....	1		
14	38221-SNA-A41	FUSE, BLADE(10A) .....	4		
15	38221-SNA-A51	FUSE, BLADE(15A) .....	2		
16	38301-KZZ-J01	RELAY COMP., WINKER(LED) ....	1		
17	38410-KOF-T01	CONTROL UNIT, ALARM & ANSWER BACK	1		
18	38501-KPH-901	RELAY COMP., STARTER(OMRON) ..	1		
19	38501-MCS-G01	RELAY COMP., POWER (MICRO ISO 4P)	1		
20	38506-GN5-740	SUSPENSION, STARTER RELAY ...	1		
21	38506-MCS-G00	SUSPENSION, POWER RELAY .....	1		
22	38720-K66-V11	BUZZER ASSY. ....	1		
23	38770-KOF-M01	PGM-FI UNIT .....	1		

# F-38

# WIRE HARNESS

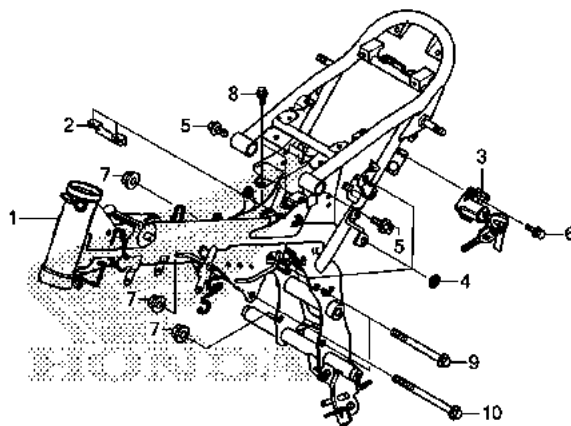


Ref. No.	Part No.	Description	Reqd. QTY	Serial No.	Parts catalogue code
			Z125M K		
24	38771-KVG-V40	SUSPENSION, ENGINE CONTROL	UNIT 1		
25	90107-KVB-900	BOLT, SPECIAL, 6MM	1		
26	92101-06020-4J	BOLT, HEX., 6X20	2		
27	95701-06012-00	BOLT, FLANGE, 6X12	1		
28	95701-06014-00	BOLT, FLANGE, 6X14	3		
29	95701-06018-00	BOLT, FLANGE, 6X18	1		



# F-39

# FRAME BODY



FR.

KDFMF3900

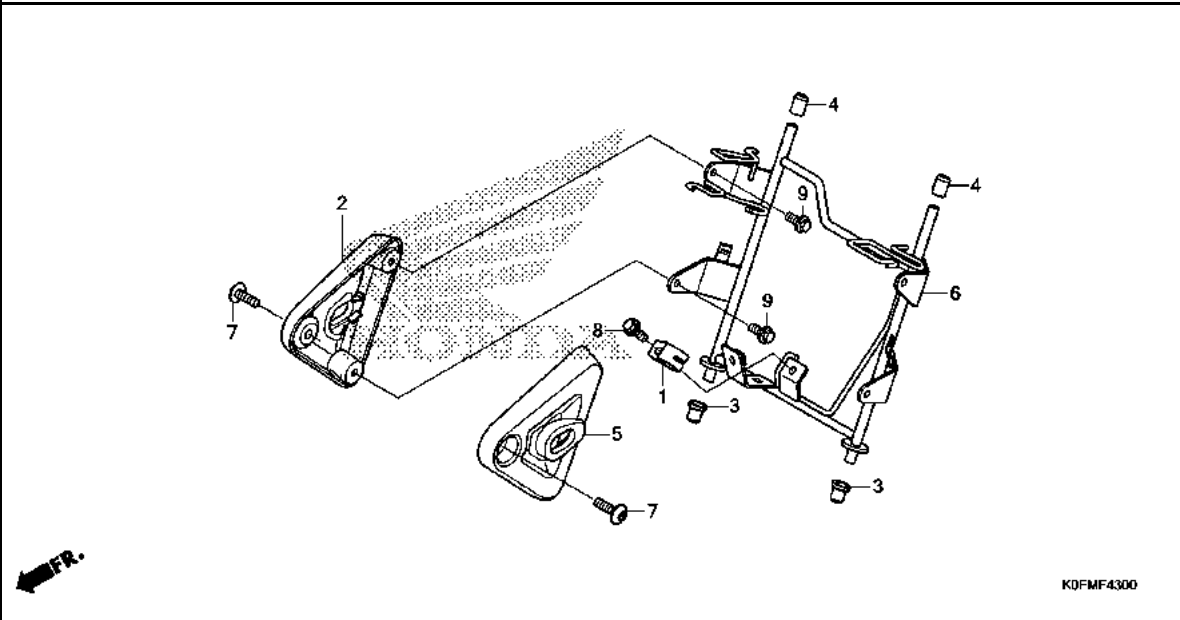
Ref. No.	L.O.N.	(Relative ref. Number) Description	F.R.T.
1	410100	BODY, FRAME ..... .INCLUDES: Engine removal and installation	4.9
3	410197	LOCK, HELMET .....	0.1

Ref. No.	Part No.	Description	Reqd. QTY Z125M K	Serial No.	Parts catalogue code
1	50100-KOF-M00ZA	BODY COMP., FRAME			
		*YR354*.....BANANA YELLOW	1		
	50100-KOF-M00ZB	*R376P*.....PEARL NEBULA RED	1		
	50100-KOF-M00ZC	*B231P*.....PEARL GLITTERING BLUE	1		
2	50180-KOF-T00	BRACKET, BANK ANGLE SENSOR ..	1		
3	50710-MGC-JB2	HOLDER ASSY., HELMET (HONDA LOCK)	1		
4	83551-376-000	GROMMET, SIDE COVER .....	3		
5	90101-KOF-T00	BOLT, FLANGE SOCKET .....	2		
6	90114-MLO-720	BOLT, BREAK OFF .....	1		
7	94050-10080	NUT, FLANGE, 10MM .....	3		
8	95701-06012-08	BOLT, FLANGE, 6X12 .....	2		
9	95801-10110-08	BOLT, FLANGE, 10X110 .....	2		
10	95801-10130-08	BOLT, FLANGE, 10X130 .....	1		

3

# F-43

# HEADLIGHT BRACKET

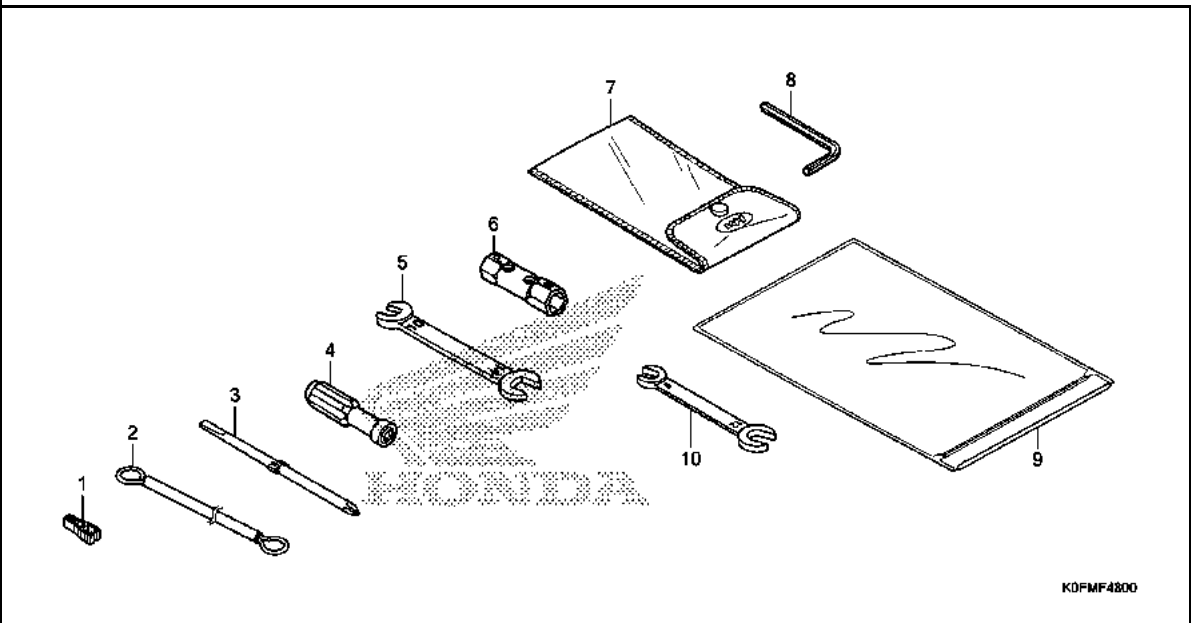


Ref. No.	L.O.N.	(Relative ref. Number) Description	F.R.T.
2	6161L6	PLATE, HEADLIGHT :RIGHT .....	0.4
5	6161L5	PLATE, HEADLIGHT :LEFT .....	0.4
	6161L7	PLATE, HEADLIGHT :BOTH .....	0.5
6	6161G7	STAY, HEADLIGHT .....	0.7

Ref. No.	Part No.	Description	Reqd. QTY	Serial No.	Parts catalogue code
			Z125M K		
1	32111-KOF-T00	CLAMPER, HARNESS .....	1		
2	61310-KOF-T00ZA	BRACKET, R. HEADLIGHT			
	*YR354*	.....BANANA YELLOW	1		
	61310-KOF-T00ZB	*R376P*.....PEARL NEBULA RED	1		
	61310-KOF-T00ZD	*B231P*.....PEARL GLITTERING BLUE	1		
3	61312-149-300	BOOT, HEADLIGHT BRACKET .....	2		
4	61312-K26-900	BOOT, HEADLIGHT BRACKET .....	2		
5	61320-KOF-T00ZA	BRACKET, L. HEADLIGHT			
	*YR354*	.....BANANA YELLOW	1		
	61320-KOF-T00ZB	*R376P*.....PEARL NEBULA RED	1		
	61320-KOF-T00ZD	*B231P*.....PEARL GLITTERING BLUE	1		
6	61340-KOF-T00	STAY COMP., FR. COWL .....	1		
7	90130-K26-900	SCREW, PAN, 6X18 .....	2		
8	95701-06012-00	BOLT, FLANGE, 6X12 .....	1		
9	95701-06012-08	BOLT, FLANGE, 6X12 .....	4		

F-48

TOOLS



K0FMF4800

Ref. L.O.N. (Relative ref. Number) F.R.T.  
No. Description

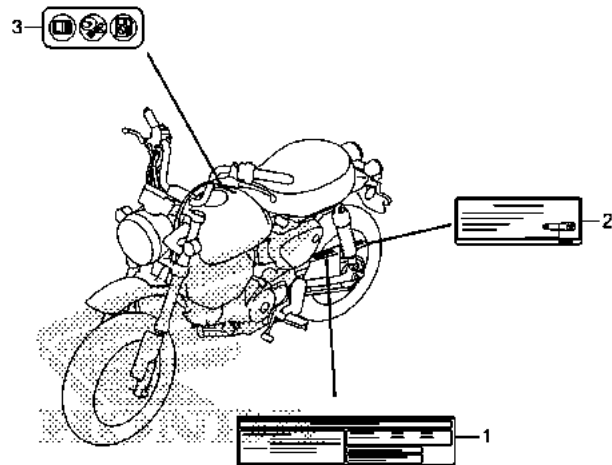
NO INFORMATION .....

3

Ref. No.	Part No.	Description	Reqd. QTY	Serial No.	Parts catalogue code
			Z125M K		
1	38235-SNA-A01	PULLER, MINI FUSE .....	1		
2	77236-KPP-T00	WIRE, HELMET SET .....	1		
3	89102-538-000	DRIVER, SCREW(NO.2 + -) .....	1		
4	89103-538-000	GRIP .....	1		
5	89211-KWW-640	SPANNER, 10X14 .....	1		
6	89216-KVB-930	WRENCH, SPARK PLUG .....	(1)		
7	89219-KGH-900	BAG, TOOL, 160MM .....	1		
8	89221-460-840	WRENCH, HEX., 6MM .....	1		
9	77251-342-000	BAG, SERVICE BOOK .....	1		
10	89211-MGZ-J00	SPANNER, 8X12 .....	1		

**F-49**

**CAUTION LABEL**



K0FMF4900

Ref. No.	L.O.N.	(Relative ref. Number)	Description	F.R.T.
----------	--------	------------------------	-------------	--------

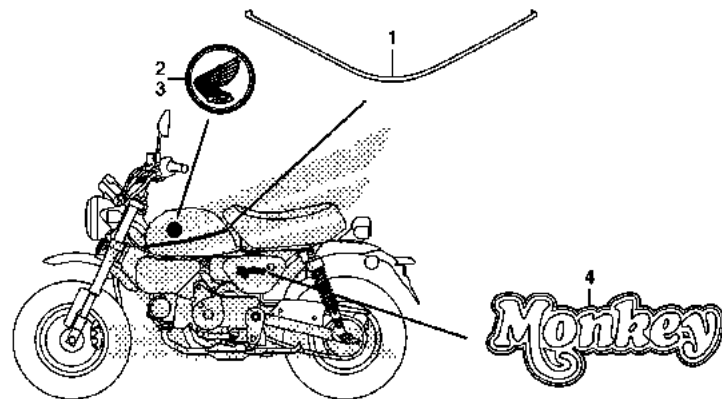
NO INFORMATION .....

Ref. No.	Part No.	Description	Reqd. QTY	Serial No.	Parts catalogue code
			Z125M K		
1	87505-K0F-M00	LABEL, TIRE .....	1		
2	87507-K26-910	LABEL, DRIVE CHAIN .....	1		
3	87586-MGN-D00	LABEL, FUEL & DRIVE (PICTOGRAPH)	1		

**3**

**F-50**

**MARK/STRIPE**



KOFMF5000

Ref. No.	L.O.N.	(Relative ref. Number)	Description	F.R.T.
----------	--------	------------------------	-------------	--------

NO INFORMATION .....

**3**

Ref. No.	Part No.	Description	Reqd. QTY Z125M K	Serial No.	Parts catalogue code
1	86171-KOF-T00ZA	STRIPE, FUEL TANK *TYPE1*	1		
2	86201-KOF-T00ZA	BADGE, R. PRODUCT *TYPE1*	1		
3	86202-KOF-T00ZA	BADGE, L. PRODUCT *TYPE1*	1		
4	86641-KOF-T00ZA	MARK (MONKEY) *TYPE4*	1		
	86641-KOF-T00ZB	*TYPE3*	1		
	86641-KOF-T00ZC	*TYPE2*	1		

# PART NO. INDEX

Part Number	Page	Ref.	Part Number	Page	Ref.	Part Number	Page	Ref.	Part Number	Page	Ref.	Part Number	Page	Ref.
06000			14401-K26-B01	28	2	17235-K0F-T00	65	7	22870-K0F-T01	46	3	31000		
			14430-KYZ-900	27	3	17236-KVB-900	65	8				35357-K26-900	67	10
06410-KWB-600	59	1	14440-KYZ-901	27	4	17241-K0F-T00	65	9	23000			35700-K0F-T01	69	6
06431-MA3-405	58	1	14451-KTC-900	27	5	17254-K26-900	65	10				35711-K0F-T00	33	15
06435-K0F-T01	58	2	14452-KTC-900	27	6	17412-K26-B00	61	20	23121-K26-900	37	21	31110-K26-B01	34	1
06451-GE2-405	54	1	14500-K26-900	28	3	17507-K0F-T00	61	3	23122-K26-900	37	21	31120-K0F-T01	34	2
06455-KPP-902	54	2	14531-KYZ-900	28	4	17520-K0F-T00ZA	61	4	23123-K26-900	37	21	31200-KPW-901	35	1
			14541-GB4-681	28	5	17520-K0F-T00ZB	61	4	23124-K26-900	37	21	31201-KVS-J01	35	2
			14550-KRS-691	28	6	17520-K0F-T00ZD	61	4	23125-KPG-T00	38	8	31204-KG8-004	35	3
11000			14566-086-030	28	7	17542-K0F-T00	61	5	23211-KPH-900	39	1	31205-KPW-901	35	4
11010-K0F-T00	37	1	14610-KWB-600	28	8	17560-K26-900	42	12	23221-KPH-900	39	2	31206-KPW-901	35	5
11133-KYZ-900	37	2	14615-KFL-850	28	9	17570-K0F-T01	42	13	23415-KPH-900	39	3	31207-MBE-008	35	6
11200-K0F-T00	37	3	14670-KYZ-900	28	10	17572-GHB-613	61	6	23421-KPH-900	39	4	31500-KPH-B31	75	1
11215-KYZ-900	37	4	14675-KYZ-900	28	11	17573-KPN-A71	61	7	23431-KPH-700	39	5	31600-K0F-T01	76	4
11216-KYZ-900	37	5	14711-K73-T30	27	7	17611-286-000	61	8	23441-KPH-900	39	6	31730-MAS-601	76	6
11218-KYZ-900	37	6	14721-K73-T30	27	8	17613-GAA-000	61	9	23451-KPH-700	39	7	31916-KPH-901	25	13
11330-K0F-T00	30	1	14751-KYZ-900	27	9	17614-KR3-000	61	10	23461-KPH-900	39	8	31917-KPH-901	25	13
11341-K0F-T00	33	1	14771-GB4-680	27	10	17620-K0F-T01	61	11	23471-K41-N00	39	9	31926-KPH-901	25	13
11344-MB0-000	44	1	14775-KVY-900	27	11	17621-MGP-D61	61	12	23481-K41-N00	39	10	31927-KPH-901	25	13
11346-K0F-T00	30	2	14781-MA6-000	27	12	17910-K0F-T01	46	1	23801-K26-900	39	11	32000		
	33	2				17911-K0F-T00	46	22	23802-GN5-910	39	12	32100-K0F-M00	76	7
11360-K0F-T00	33	3	15000			17920-K0F-T01	46	2	23911-KPG-T00	39	13	32111-K0F-T00	79	1
11370-K0F-T00	30	3										32410-K0F-T00	35	7
11394-KYZ-900	30	4	15021-GF6-000	36	1	18000			24000			32606-K44-V01	76	8
11395-KPH-901	33	4	15100-KTM-D20	36	2	18291-GE2-920	66	1	24211-K26-C00	41	1	33000		
			15133-KTM-D20	36	3	18293-MCA-A20	66	2	24212-K26-C00	41	2	33101-K0F-T01	43	1
12000			15341-KPH-900	38	6	18293-K0F-T00	66	3	24241-KPH-900	41	3	33110-K0F-T01	43	2
12100-K0F-T00	29	1	15421-KSP-910	36	4	18320-K0F-T00	66	4	24301-KPG-900	41	4	33128-GBL-003	43	8
12191-KYZ-900	29	2	15431-K26-900	31	1	18325-K0F-T00	66	5	24410-K26-900	41	5	33400-K0F-T01	73	1
12200-K0F-T00	26	30	15439-K26-901	31	2	18330-K0F-T00	66	6	24421-KPH-900	41	6	33411-K0F-T00	73	3
12204-KYZ-P00	25	2	15441-K26-900	31	3	18345-K15-920	66	7	24430-KPH-901	41	7	33412-K0F-T00	73	4
12206-KPL-900	25	3	15611-K0F-T00	30	5	18345-MBT-610	66	8	24435-K26-900	41	8	33450-K0F-T01	73	5
12209-GB4-681	27	1	15661-K26-900	31	4	18356-K0F-T00	66	9	24610-K26-900	41	9	33462-K0F-T00	73	6
12211-KPH-900	25	4	15761-K0F-T00	65	1	18358-K0F-T00	66	10	24639-KPG-T00	41	10	33600-K0F-T01	73	8
12251-KYZ-901	25	5	16000			18371-K26-900	66	11	24641-KPH-900	41	11	33650-K0F-T01	73	10
12341-K0F-T00	26	35				18391-HB7-000	66	12	24651-K26-900	41	12	33707-K04-930	63	1
12361-K0F-T00	26	31	16016-K03-H11	42	1	18421-K26-B00	66	13	24652-KPH-900	41	13	33710-K0F-T01	74	1
			16075-KYZ-711	42	2	18422-K26-900	66	14	24701-K0F-T00	67	2	33714-KL3-620	76	9
13000			16157-K26-B00	25	8	19000			24703-KGH-900	67	3	33715-GB0-900	30	17
13012-KYZ-900	38	1	16169-K26-901	42	5	19639-GBC-000	30	16	24711-K26-900	67	4	33720-K0F-T01	74	2
13022-KYZ-900	38	2	16400-K0F-T01	42	6				24720-K26-900	67	5	33730-K0F-T01	74	3
13032-KYZ-900	38	2	16410-K0F-T01	42	7				24721-K26-900	67	6	33741-KPL-902	72	1
13042-KYZ-900	38	2	16450-K03-H11	42	8	22000			24721-KW6-960	67	7	33741-KTG-U01	72	2
13052-KYZ-900	38	2	16472-KPC-D50	42	9	22100-KPG-T00	31	5	24781-KR3-770	67	8	35000		
13101-KYZ-900	38	3	16700-K0F-T01	61	1	22115-KPH-900	31	6				35010-K0F-T00	48	1
13102-KYZ-901	38	3	16707-K45-N01	61	2	22116-KPG-T00	31	7	28110-K26-900	32	1	35100-K0F-T01	48	2
13103-KYZ-901	38	3				22120-KPG-T00	31	8	28120-KPH-701	32	2	35101-K0F-T01	48	3
13104-KYZ-901	38	3	17111-K26-900	25	9	22201-K26-C00	31	9	28131-KYZ-901	32	3	35121-K0F-T01	48	5
13105-KYZ-901	38	3	17119-K26-900	25	10	22321-KE8-000	31	11	28132-KPH-900	32	4	35130-K0F-T01	46	4
13111-087-000	38	4	17120-K26-900	25	11	22350-KPG-T00	31	12	28133-KPH-900	32	5	35152-KRY-970	46	5
13115-GN5-910	38	5	17130-K26-900	25	12	22361-KPG-T00	31	13				35160-MGS-D31	76	10
			17210-K0F-T00	65	2	22401-KPH-900	31	14	30000			35200-K0F-T01	46	6
14000			17212-KWN-900	65	3	22810-K26-C00	30	6	30510-K0F-T01	76	1	35330-KYJ-901	46	7
14100-K73-T30	27	2	17214-K0F-T00	65	4	22815-166-000	30	7	30520-GFM-900	76	2	42301-K0F-T00	59	3
14321-KYZ-900	28	1	17225-K0F-T00	65	5	22821-K26-900	30	8	30700-K03-N51	76	3	42303-KWB-600	59	4
			17227-KPK-900	65	6	22847-K26-900	31	15				42311-K0F-T00	59	5
												42312-K0F-T00	59	6





# PART NO. INDEX

Part Number	Page	Ref.	Part Number	Page	Ref.	Part Number	Page	Ref.	Part Number	Page	Ref.	Part Number	Page	Ref.
90304-GFM-970	47	16	91000			93903-24380	56	21	95701-06020-00	67	18			
90304-KPG-901	48	19							95701-06025-00	35	11			
90304-KPH-700	66	17	91001-KWS-901	38	11				95701-06030-00	26	27			
90305-KGH-900	48	20	91007-KPH-901	30	12	93903-25580	65	14	95701-06035-00	36	9			
90305-KWW-A00	72	16	91011-KWW-741	32	7	93903-34380	72	19	95701-08018-08	66	19			
90306-KWN-701	55	9	91051-K35-V01	60	19	93903-34410	74	15	95701-08025-00	28	19			
	59	16	91051-K35-V02	60	19	93903-34420	72	20	95701-08028-07	61	19			
	70	11	91051-K35-V03	60	19	93903-34480	44	4	95701-08030-00	68	21			
90307-GJ6-003	43	9	91051-K35-V04	60	19	93903-35320	44	5	95701-08032-02	66	20			
90309-KPH-971	59	17	91053-K03-H01	55	10	93903-44410	74	16	95701-08035-00	68	22			
90321-315-670	46	17							95701-08040-07	66	21			
90403-KPH-900	31	19	91053-K03-H02	55	10	94000			95701-10055-08	66	22			
90404-KWB-600	28	14							95801-10110-08	78	9			
90407-259-000	37	12	91053-K03-N41	55	10	94002-08000-0S	57	22	95801-10130-08	78	10			
90412-187-000	39	14				94021-06000-0S	74	17						
90412-KPH-900	39	15	91059-KY2-711	49	23	94030-08000	46	20	96000					
90432-KPT-A00	31	20	91105-KTM-970	36	6	94050-06000	46	21						
90435-HB3-000	41	17	91105-KYZ-901	27	15				96001-06012-07	46	23			
90439-KWZ-900	34	3	91204-KPH-902	39	22					50	10			
90441-286-000	25	17	91208-KPH-901	37	13	94050-10080	78	7		53	26			
90441-KRM-840	39	16	91212-422-006	56	20	94050-12000	34	4		57	25			
90441-ME9-000	25	18	91251-KGH-902	60	21	94101-06000	75	6	96001-06014-00	57	26			
90443-KTM-970	25	19	91252-KGH-901	55	11	94102-08000	68	17	96001-06016-00	34	5			
90443-MB0-000	29	6	91252-KGH-902	55	11	94103-05800	44	6	96001-06020-00	26	28			
90452-KGH-900	39	17	91254-GAA-003	53	25	94103-08700	66	18		42	17			
90461-115-000	39	18	91301-GGL-J01	42	15	94201-20120	57	23	96001-06022-00	34	6			
90461-GB4-770	39	19	91301-HP2-671	37	19				96001-06060-00	37	18			
90463-ML7-000	28	15	91301-PH8-005	25	20	94201-20150	68	19	96001-06090-00	26	29			
90465-MM9-000	71	5	91303-377-000	33	10	94301-10120	29	7	96100-60010-00	39	25			
90475-KWB-600	28	16	91304-KPH-700	25	21				96100-62000-00	31	23			
90501-KOF-T00	74	12	91305-K26-900	30	13	94303-03050	38	12	96100-62010-00	40	26			
90501-KWW-640	71	6	91307-KRM-840	30	14	94511-10000	70	12	96100-62030-00	40	27			
90502-155-000	67	13	91309-425-003	35	9	94511-15000	67	17	96220-30085	41	18			
90503-KGA-900	48	21	91320-MB0-000	35	10	94540-06018	36	8	96220-40238	36	6			
90508-KOF-T00	74	13	91356-KWV-000	33	11				96600-06016-00	41	19			
90535-K26-900	48	22	91372-KPH-900	25	22	95000			96600-08025-00	50	11			
90544-KF0-000	28	17	91455-KEA-000	49	24				96700-08035-00	49	25			
90545-300-000	47	17	91504-SL0-003	25	23	95001-45250-40	62	22						
	56	19	91509-GE2-760	43	7	95002-02080	62	23						
90557-230-000	67	14				95002-41300-08	65	15						
90601-001-000	39	20	92000			95002-80000	65	16						
90601-354-000	53	24				95005-35410-20	62	24						
90601-KAF-003	67	15	92101-06010-0A	39	23	95005-80410-20	61	18						
90605-200-000	39	21	92101-06020-4J	77	26	95011-62000	69	4						
90650-KW3-000	46	18	92301-06014-0A	75	5	95014-72102	69	5						
90651-MA5-671	47	18	92501-08008-0A	68	15	95015-54000	57	24						
90677-KAN-T00	74	14	92800-12000	37	14	95701-06010-00	72	21						
90683-GS9-670	26	36	92900-08028-0E	25	24	95701-06012-00	26	26						
90702-KFM-900	30	11												
	33	9	93000											
	36	5												
90741-003-010	38	9	93301-05012-0J	36	7	95701-06012-08	78	8						
90741-KGH-900	38	10	93411-05016-00	73	13									
90753-051-003	59	18	93411-05025-00	73	14	95701-06014-00	31	21						
90753-051-005	59	18	93414-05025-08	25	25									
90852-KPP-T00	72	17	93600-04012-1G	47	19									
			93892-05012-18	42	16	95701-06016-00	31	22						
			93892-05020-07	46	19	95701-06018-00	28	18						
			93893-04012-17	47	20									

# PART NAME INDEX

Part name	Page	Ref.	Part name	Page	Ref.	Part name	Page	Ref.
[ A ]								
ADJUSTER COMP., CHAIN .....	70	5	BOLT, CYLINDER STUD, 8X203 .....	37	10	BOLT, FLANGE, 8X32 .....	66	20
ARM COMP., CAM CHAIN TENSIONER	28	3	BOLT, DRAIN PLUG, 12MM .....	37	14	BOLT, FLANGE, 8X35 .....	68	22
ARM COMP., EX. VALVE ROCKER ..	27	4	BOLT, FLANGE SOCKET .....	78	5	BOLT, FLANGE, 8X40 .....	66	21
ARM COMP., IN. VALVE ROCKER ..	27	3	BOLT, FLANGE SOCKET, 6X16 .....	51	3	BOLT, FR. FORK .....	52	21
ARM, GEAR CHANGE .....	67	4	BOLT, FLANGE SOCKET, 6X22 .....	26	33	BOLT, HANDLE LEVER PIVOT .....	47	14
ARM, L. STEP .....	68	7	BOLT, FLANGE SOCKET, 6X28 .....	33	13	BOLT, HEX., 5X12 .....	36	7
ARM, R. STEP .....	68	3	BOLT, FLANGE SOCKET, 6X35 .....	33	12	BOLT, HEX., 6X10 .....	39	23
AXLE, FR. WHEEL .....	55	2	BOLT, FLANGE SOCKET, 6X40 .....	30	14	BOLT, HEX., 6X20 .....	77	26
AXLE, RR. WHEEL .....	59	3	BOLT, FLANGE SOCKET, 8X32 .....	48	17	BOLT, L. STEERING HANDLE LEVER		
[ B ]			BOLT, FLANGE, 10X110 .....	78	9	PIVOT	46	16
BADGE, L. PRODUCT .....	82	3	BOLT, FLANGE, 10X130 .....	78	10	BOLT, MAIN STEP RUBBER SETTING	68	14
BADGE, R. PRODUCT .....	82	2	BOLT, FLANGE, 10X55 .....	66	22	BOLT, OIL, 10X22 .....	47	15
BAG, SERVICE BOOK .....	80	9	BOLT, FLANGE, 6MM .....	43	6	BOLT, ONE-WAY, 8MM .....	56	18
BAG, TOOL, 160MM .....	80	7		65	12	BOLT, PIN .....	48	15
BALL ASSY., STEERING STEEL .....	50	7	BOLT, FLANGE, 6X10 .....	51	4	BOLT, RECESSED, 6X14 .....	54	8
BAND, BATTERY .....	75	3		72	10	BOLT, SEALING, 14MM .....	75	5
BAND, CONNECTING TUBE .....	65	10	BOLT, FLANGE, 6X12 .....	26	26	BOLT, SETTING .....	28	12
BAND, MUFFLER .....	66	11		72	9	BOLT, SIDE STAND PIVOT .....	35	4
BAND, TOOL .....	64	10	BOLT, FLANGE, 6X12 .....	26	26	BOLT, SOCKET, 4X25 .....	69	2
BAND, TUBE .....	26	36		46	23	BOLT, SOCKET, 4X25 .....	61	15
BAND, WIRE .....	46	18	BOLT, FLANGE, 6X12 .....	46	23	BOLT, SOCKET, 6MM .....	32	6
BAR COMP., SIDE STAND .....	69	1		50	10	BOLT, SOCKET, 6X16 .....	41	19
BASE COMP., CONTACT .....	48	3	BOLT, FLANGE, 6X12 .....	53	26	BOLT, SOCKET, 8X25 .....	50	11
BASE, FR. TAILLIGHT .....	74	8		57	25	BOLT, SOCKET, 8X35 .....	49	25
BASE, RR. TAILLIGHT .....	74	7	BOLT, FLANGE, 6X14 .....	77	27	BOLT, SPECIAL FLANGE, 6X20 .....	31	16
BATTERY .....	75	1		78	8	BOLT, SPECIAL, 6MM .....	61	14
BATTERY COMP. ....	48	13	BOLT, FLANGE, 6X14 .....	79	8		77	25
BEARING, NEEDLE, 21X27X18 .....	32	7		9	9	BOLT, SPECIAL, 6X16 .....	69	7
BEARING, RADIAL BALL .....	55	10	BOLT, FLANGE, 6X14 .....	26	34	BOLT, STUD, 8X18 .....	59	15
	60	20		29	5	BOLT, STUD, 8X196 .....	37	11
BEARING, RADIAL BALL SPECIAL,				31	21	BOLT, STUD, 8X28 .....	25	24
6001U	30	12	BOLT, FLANGE, 6X16 .....	37	16	BOLT, SWINGARM PIVOT .....	70	6
BEARING, RADIAL BALL, 6001 .....	39	25		39	24	BOLT, WIRE ADJUSTING .....	46	14
BEARING, RADIAL BALL, 6200 .....	31	23	BOLT, FLANGE, 6X16 .....	57	26	BOOT B .....	54	10
BEARING, RADIAL BALL, 6201 .....	40	26		77	28		58	12
BEARING, RADIAL BALL, 6203 .....	40	27	BOLT, FLANGE, 6X16 .....	31	22	BOOT COMP. ....	47	4
BEARING, RADIAL BALL, 6203UU .....	60	19		34	5		56	5
BEARING, RADIAL BALL, 63/22 .....	38	11	BOLT, FLANGE, 6X18 .....	28	18	BOOT, HEADLIGHT BRACKET .....	79	3
BEARING, ROCKER ARM SHAFT .....	27	15		37	9		4	4
BODY ASSY., THROTTLE .....	42	6	BOLT, FLANGE, 6X20 .....	77	29	BOOT, PIN BUSH .....	54	9
BODY COMP., FRAME .....	78	1		42	28		58	11
BODY SET .....	42	7	BOLT, FLANGE, 6X22 .....	26	28	BOX COMP., BATTERY .....	75	2
BOLT-WASHER, 5X16 .....	73	13		42	17	BRACKET SUB ASSY., FR. CALIPER	54	14
BOLT-WASHER, 5X25 .....	25	25	BOLT, FLANGE, 6X22 .....	67	18	BRACKET SUB ASSY., RR. ....	58	6
	73	14		34	6	BRACKET, BANK ANGLE SENSOR .....	78	2
BOLT-WASHER, 8X22 .....	28	13	BOLT, FLANGE, 6X22 .....	42	14	BRACKET, FR. FENDER .....	51	2
BOLT, ADAPTER, 10MM .....	45	3		46	15	BRACKET, FR. FENDER .....	61	5
BOLT, ADJUSTING .....	43	4	BOLT, FLANGE, 6X25 .....	47	13	BRACKET, FUEL PUMP .....	46	12
BOLT, BRAKE DISK, 8X24 .....	55	8		56	17	BRACKET, HANDLE LEVER .....	79	5
	59	14	BOLT, FLANGE, 6X25 .....	35	11	BRACKET, L. HEADLIGHT .....	72	8
BOLT, BREAK OFF .....	78	6	BOLT, FLANGE, 6X30 .....	26	27	BRACKET, RR. FENDER .....	79	2
BOLT, CAM CHAIN GUIDE ROLLER ..	28	11	BOLT, FLANGE, 6X35 .....	36	9	BRACKET, R. HEADLIGHT .....	63	5
BOLT, CAP, 8X8 .....	68	15	BOLT, FLANGE, 6X60 .....	37	18	BRACKET, SEAT .....	49	26
BOLT, CHAIN ADJUSTING .....	70	4	BOLT, FLANGE, 6X90 .....	26	29	BRIDGE, FORK TOP .....	39	3
BOLT, COWL SETTING .....	43	5	BOLT, FLANGE, 8X18 .....	66	19	BUSH, 15MM .....	52	5
			BOLT, FLANGE, 8X18 .....	28	19	BUSH, GUIDE .....	52	5
			BOLT, FLANGE, 8X25 .....	54	15	BUSH, SLIDER .....	52	6
				61	19	BUSH, UPPER RUBBER .....	71	3
			BOLT, FLANGE, 8X28 .....	68	21	BUZZER ASSY. ....	76	22
			BOLT, FLANGE, 8X30 .....					

## PART NAME INDEX

Part name	Page	Ref.	Part name	Page	Ref.	Part name	Page	Ref.
[ C ]			COLLAR, FR. WHEEL COVER .....	72	3	DAMPER COMP., R. FR. ....	52	8
CABLE COMP. A, THROTTLE .....	46	1	COLLAR, FUEL TANK MOUNTING ....	61	10	DAMPER SET, WHEEL .....	59	1
CABLE COMP. B, THROTTLE .....	46	2	COLLAR, HORN SETTING .....	76	12	DIAPHRAGM .....	47	9
CABLE COMP., CLUTCH .....	46	3	COLLAR, L. RR. WHEEL SIDE .....	59	5	DIODE ASSY., THREE WAY .....	56	14
CABLE, STARTER MOTOR .....	35	7	COLLAR, MUFFLER MOUNTING .....	66	14	DISK, CLUTCH FRICTION .....	76	6
CALIPER SUB ASSY., RR. ....	58	5	COLLAR, PRIMARY DRIVEN .....	38	8	DISK, FR. BRAKE .....	31	9
CALIPER SUB ASSY., R. FR. ....	54	13	COLLAR, RR. AXLE DISTANCE .....	59	8	DISK, RR. BRAKE .....	55	7
CAMSHAFT COMP. ....	27	2	COLLAR, RUBBER BUSH .....	71	2	DOWEL PIN, 10X12 .....	59	13
CAP ASSY., NOISE SUPPRESSOR ..	76	3	COLLAR, R. FR. WHEEL SIDE .....	55	3	DOWEL PIN, 3X5 .....	29	7
CAP COMP., FUEL FILLER .....	61	11	COLLAR, R. RR. WHEEL SIDE .....	59	6	DOWEL PIN, 8X12 .....	37	15
CAP, 14MM .....	33	6	COLLAR, STARTER REDUCTION .....	32	5	DOWEL PIN, 10X12 .....	38	12
CAP, 30MM .....	33	7	COLLAR, TAILLIGHT .....	63	1	DOWEL PIN, 8X12 .....	30	11
CAP, BLEEDER .....	54	4	COLLAR, TAILLIGHT SETTING .....	74	12	DRIVER, SCREW .....	33	9
	58	9	COLLAR, WINKER .....	30	17	DRUM, GEARSHIFT .....	36	5
CAP, CHANGE SWITCH CONTACT ...	41	14	CONNECTOR .....	73	3	DUCT, AIR CLEANER .....	80	3
CAP, DUMMY .....	76	8	CONNECTOR .....	56	4	DUST SEAL .....	41	4
CAP, LOCK NUT .....	45	1	CONTACT ASSY., CHANGE SWITCH ..	37	7	DUCT, AIR CLEANER .....	65	9
CAP, MASTER CYLINDER .....	47	7	CONTROL UNIT, ALARM & ANSWER			DUST SEAL .....	53	25
	56	9	BACK	76	17	DUST SEAL, 23X37X7 .....	55	11
CAP, OIL FILLER .....	30	5	COTTER, VALVE .....	27	12	DUST SEAL, 27X40X4.5 .....	60	21
CAP, SOCKET BOLT, 8MM .....	49	24	COUNTERSHAFT .....	39	2	DUST SEAL, STEERING HEAD .....	50	5
CASE SUB ASSY., AIR CLEANER ..	65	5	COVER ASSY., FUSE BOX .....	76	13			
CASE, DRIVE CHAIN .....	70	1	COVER ASSY., L. RR. ....	33	3	[ E ]		
CASE, HEADLIGHT .....	43	3	COVER COMP., L. FR. FORK .....	52	18	ELEMENT COMP., AIR CLEANER ....	65	2
CASE, METER LOWER .....	44	3	COVER COMP., R. CRANKCASE .....	30	1	EMBLEM, PRODUCT .....	48	14
CENTER COMP., CLUTCH .....	31	8	COVER COMP., R. FR. FORK .....	52	17	E-RING, 6MM .....	36	8
CHAIN, CAM .....	28	2	COVER SET, L. SIDE OUTER .....	64	3			
CHAIN, DRIVE .....	70	14	COVER SUB ASSY., AIR CLEANER ..	65	7	[ F ]		
CIRCLIP .....	47	18	COVER, CHANGE PEDAL .....	67	6	FENDER ASSY. C, RR. ....	72	6
	56	15	COVER, CLUTCH SWITCH .....	46	5	FENDER A, RR. ....	72	4
CIRCLIP, EXTERNAL, 10MM .....	70	12	COVER, LICENSE LIGHT .....	74	6	FENDER COMP. B, RR. ....	72	5
CIRCLIP, EXTERNAL, 15MM .....	67	17	COVER, L. CRANKCASE .....	33	1	FENDER D, RR. ....	72	7
CIRCLIP, EXTERNAL, 17MM .....	39	20	COVER, L. CYLINDER HEAD SIDE ..	26	35	FENDER, FR. ....	51	1
CLAMPER A, FR. BRAKE HOSE ....	47	3	COVER, L. HANDLE LEVER .....	46	11	FILTER SET .....	61	2
CLAMPER A, OIL TEMP SENSOR			COVER, L. SIDE INNER .....	64	1	FLANGE SUB ASSY., FINAL DRIVEN	59	7
CORD	30	2	COVER, OIL FILTER .....	31	3	FLYWHEEL COMP. ....	34	1
	33	2	COVER, TAILLIGHT .....	74	3	FORK ASSY., L. FR. ....	52	13
CLAMPER COMP., RR. BRAKE HOSE	56	1	COVER, TAIL CAP .....	66	10	FORK ASSY., R. FR. ....	52	2
CLAMPER, HARNESS .....	79	1	COVER, TAPPET ADJUSTING HOLE ..	26	31	FORK, L. GEARSHIFT .....	41	2
CLAMPER, RR. BRAKE HOSE .....	56	2	COVER, THROTTLE .....	25	8	FORK, R. GEARSHIFT .....	41	1
CLAMPER, THROTTLE CABLE .....	46	22	CRANKCASE COMP., L. ....	37	3	FUEL UNIT .....	61	13
CLAMP, MASTER CYLINDER OIL			CRANKCASE SET, R. ....	37	1	FUSE, BLADE .....	76	14
HOSE	56	10	CRANKSHAFT COMP. ....	38	1			
CLAMP, TUBE .....	65	15	CUP COMP., MASTER CYLINDER OIL	56	7	[ G ]		
CLIP, HOOD OPEN WIRE .....	25	23	CUSHION ASSY., RR. ....	71	1	GARNISH, L. ....	64	9
CLIP, PISTON PIN, 13MM .....	38	5	CUSHION, BATTERY .....	65	11	GARNISH, R. ....	64	8
CLIP, SWITCH COVER .....	67	15		75	4	GASKET, CYLINDER .....	29	2
CLIP, TUBE .....	62	23	CUSHION, FR. FUEL TANK .....	61	8	GASKET, CYLINDER HEAD .....	25	5
	65	16	CYLINDER COMP. ....	29	1	GASKET, EX. PIPE .....	66	1
CLIP, VALVE GUIDE .....	25	3	CYLINDER SET, MASTER .....	47	11	GASKET, FUEL PUMP .....	61	6
CLUTCH ASSY., ONE WAY .....	32	2	CYLINDER SUB ASSY., FR. BRAKE			GASKET, L. CRANKCASE COVER .....	33	4
COIL COMP., IGNITION .....	76	1	MASTER	47	5	GASKET, OIL FILTER COVER .....	31	2
COLLAR, 12.2MM .....	41	10	CYLINDER SUB ASSY., RR. BRAKE			GASKET, R. CRANKCASE COVER .....	30	4
COLLAR, 5.1MM .....	39	13	MASTER	56	6	GEAR A, PRIMARY DRIVE .....	37	21
COLLAR, CAM CHAIN TENSIONER ..	28	4				GEAR B, PRIMARY DRIVE .....	37	21
COLLAR, CLUTCH OUTER .....	31	7	[ D ]					
COLLAR, FR. AXLE DISTANCE ....	55	4	DAMPER COMP., L. FR. ....	52	15			
COLLAR, FR. FENDER .....	52	19						



# PART NAME INDEX

Part name	Page	Ref.	Part name	Page	Ref.	Part name	Page	Ref.
GEAR C, PRIMARY DRIVE .....	37	21	JOINT, TUBE .....	61	21	NUT, U, 12MM .....	55	9
GEAR D, PRIMARY DRIVE .....	37	21					59	16
GEAR, COUNTERSHAFT FIRST .....	39	4	[ K ]			NUT, U, 5MM .....	70	11
GEAR, COUNTERSHAFT FOURTH .....	39	10				NUT, U, 6MM .....	72	14
GEAR, COUNTERSHAFT SECOND .....	39	6	KEY SET .....	48	1		63	6
GEAR, COUNTERSHAFT THIRD .....	39	8	KEY, BLANK .....	48	5	NUT, U, 8MM .....	72	13
GEAR, MAINSHAFT FOURTH .....	39	9	KEY, SEAT LOCK .....	64	6		48	19
GEAR, MAINSHAFT SECOND .....	39	5	KEY, WOODRUFF, 4MM .....	38	9		59	17
GEAR, MAINSHAFT THIRD .....	39	7				[ O ]		
GEAR, OIL PUMP DRIVE .....	38	6	[ L ]			OIL SEAL, 11.6X24X10 .....	37	13
GEAR, OIL PUMP DRIVEN .....	36	3				OIL SEAL, 17X30X5 .....	39	22
GEAR, STARTER DRIVEN .....	32	1	LABEL, DRIVE CHAIN .....	81	2	OIL SEAL, 26X37X6 .....	59	18
GEAR, STARTER REDUCTION .....	32	3	LABEL, FUEL & DRIVE .....	81	3	O-RING .....	42	2
GRIP .....	80	4	LABEL, TIRE .....	81	1		52	11
GRIP COMP., THROTTLE .....	46	9	LEVER COMP., CLUTCH .....	30	6	O-RING, 13.8X2.5 .....	33	10
GRIP, L. HANDLE .....	46	10	LEVER COMP., L. HANDLE .....	46	13	O-RING, 14.8X2.4 .....	56	20
GROMMET A, RR. COVER .....	44	1	LEVER, R. STEERING HANDLE .....	47	12	O-RING, 18X3 .....	30	14
GROMMET, MAIN PIPE COVER .....	74	5	LIGHT ASSY., LICENSE .....	74	2	O-RING, 21X2.4 .....	37	19
GROMMET, SIDE COVER .....	78	4	[ M ]			O-RING, 24.4X3.1 .....	35	9
GUARD, OXYGEN SENSOR .....	25	15	MAINSHAFT .....	39	1	O-RING, 29X2.4 .....	25	21
GUIDE COMP. B, FR. BRAKE HOSE .....	50	1	MARK .....	82	4	O-RING, 30MM .....	33	11
GUIDE COMP., FR. BRAKE HOSE .....	52	1	METER ASSY., COMBINATION .....	44	2	O-RING, 40.5X3 .....	59	10
GUIDE, CLUTCH OUTER .....	31	6	MIRROR COMP. ....	45	2	O-RING, 4X2 .....	35	10
GUIDE, VALVE .....	25	2	MOTOR ASSY., STARTER .....	35	1	O-RING, 6.3X2.2 .....	42	15
[ H ]			MUFFLER COMP., EX. ....	66	3	O-RING, 74.5X2.5 .....	25	20
HARNES, WIRE .....	76	7	[ N ]			O-RING, 8.8X1.9 .....	30	13
HEADLIGHT UNIT .....	43	2	NUT-WASHER, 6MM .....	35	8	O-RING, TAPPET ADJUSTING HOLE CAP	25	22
HEAD COMP., CYLINDER .....	26	30	NUT, CAP, 10MM .....	71	4	OUTER COMP., CLUTCH .....	31	5
HEAD, CAM CHAIN TENSIONER PUSH ROD	28	7	NUT, CAP, 6MM .....	47	16	[ P ]		
HOLDER ASSY., HELMET .....	78	3		61	16	PACKING, DRAIN COCK, 12.5X20 ..	37	12
HOLDER COMP., HANDLE UPPER ..	48	8	NUT, CAP, 8MM .....	25	19	PACKING, MUFFLER .....	66	12
HOLDER, BRUSH .....	35	5	NUT, CLIP, 5MM .....	74	14	PAD SET, FR. ....	54	2
HOLDER, DRUM STOPPER .....	41	6	NUT, CLIP, 6MM .....	72	16	PAD SET, RR. ....	58	2
HOLDER, HANDLE UNDER .....	48	9	NUT, FIXING .....	46	17	PEDAL COMP., BRAKE .....	67	11
HOLDER, L. STEP .....	68	10	NUT, FLANGE, 10MM .....	78	7	PEDAL, GEAR CHANGE .....	67	2
HOLDER, MASTER CYLINDER .....	46	8	NUT, FLANGE, 12MM .....	34	4	PGM-FI UNIT .....	76	23
	47	8	NUT, FLANGE, 6MM .....	46	21	PIN D, JOINT .....	57	24
HOLDER, R. STEP .....	68	1		47	21	PIN, GUIDE ROLLER .....	28	9
HORN COMP. ....	76	11	NUT, HEX. CAP, 8MM .....	66	17	PIN, HANGER .....	54	11
HOSE COMP., FR. BRAKE .....	47	2	NUT, HEX., 10MM .....	45	4		58	7
HOSE COMP., FUEL FEED .....	42	13	NUT, HEX., 8MM .....	46	20	PIN, PISTON .....	38	4
HOSE COMP., RR. BRAKE .....	56	3		57	22	PIN, SHIFT RETURN SPRING .....	41	13
HOSE COMP., RR. MASTER CYLINDER	56	8	NUT, LOCK, 12MM .....	53	23	PIN, SPLIT, 2.0X12 .....	57	23
[ I ]			NUT, LOCK, 14MM .....	31	17		67	16
INJECTOR ASSY., FUEL .....	42	8		69	3	PIN, SPLIT, 2.0X15 .....	68	19
INSULATOR, IN. PIPE .....	25	10	NUT, SIDE STAND .....	69	3	PIN, STEP BAR .....	68	6
[ J ]			NUT, SPECIAL .....	43	8	PIPE COMP., EX. ....	66	4
JET, OIL, 1.0MM .....	37	2	NUT, SPRING, 4MM .....	65	13	PIPE, IN. ....	25	9
JOINT COMP., INJECTOR .....	42	12		72	15	PIPE, STEERING HANDLE .....	48	6
JOINT, BRAKE ROD .....	56	16	NUT, STEERING STEM .....	48	20	PISTON .....	38	3
JOINT, DRIVE CHAIN .....	70	3	NUT, TAPPET ADJUSTING .....	27	14	PISTON A, 25X27 .....	54	5
						PISTON B, 27X35 .....	58	14
						PISTON SET, MASTER CYLINDER ..	56	11
						PIVOT, SHIFT DRUM STOPPER ARM ..	41	16

# PART NAME INDEX

Part name	Page	Ref.	Part name	Page	Ref.	Part name	Page	Ref.
PLATE COMP., OIL SEPARATOR ...	31	4	ROLLER, 3X8.5 .....	41	18	SEAL SET, FR. FORK .....	52	12
PLATE COMP., SHIFT DRUM			ROLLER, 4X23.8 .....	36	6	SEAL SET, PISTON .....	54	1
STOPPER	41	5	ROTOR SET, OIL PUMP .....	36	1		58	1
PLATE, BEARING HOLDER .....	39	16	ROTOR, OIL FILTER .....	31	1	SEAL, AIR CLEANER .....	65	3
PLATE, CLUTCH .....	31	11	RUBBER B, SEAT MOUNTING .....	63	3	SEAL, AIR CLEANER COVER .....	65	4
PLATE, CLUTCH LIFTER .....	31	13	RUBBER B, SEAT SETTING .....	63	4	SEAL, BREATHER .....	61	12
PLATE, CLUTCH PRESSURE .....	31	12	RUBBER B, STAND STOPPER .....	69	4	SEAL, DUST .....	61	7
PLATE, DIAPHRAGM .....	47	10	RUBBER, AIR CLEANER MOUNTING ..	25	12	SEAL, VALVE STEM .....	27	1
	56	13	RUBBER, GEAR CHANGE PEDAL .....	67	8	SEAT .....	52	7
PLATE, FIXING .....	39	12	RUBBER, HANDLE CUSHION .....	48	10	SEAT COMP., SINGLE .....	63	2
PLATE, LOCK KEY SETTING .....	64	4	RUBBER, L. WINKER MOUNTING .....	73	6	SEAT, VALVE SPRING .....	27	11
PLATE, OIL STOPPER .....	37	6	RUBBER, MAIN STEP .....	68	9	SENSOR ASSY., BANK ANGLE .....	76	10
PLATE, SETTING .....	61	3	RUBBER, MOUNT .....	66	7	SENSOR ASSY., SPEED .....	37	8
PLATE, STEP SETTING .....	68	5	RUBBER, MOUNTING .....	30	16	SENSOR ASSY., THERMOSTAT OIL ..	29	3
PLATE, STOPPER .....	25	4	RUBBER, MUFFLER MOUNTING .....	66	13	SENSOR, OXYGEN .....	26	32
PLUG, AIR CLEANER DRAIN .....	65	8	RUBBER, PROTECTOR .....	75	7	SET RING, 20MM .....	39	21
PLUG, BEARING PUSH .....	37	4	RUBBER, PROTECTOR MOUNTING .....	66	8	SHAFT, EX. ROCKER ARM .....	27	6
PLUG, HOLE .....	72	17	RUBBER, PROTECTOR PACKING .....	66	2	SHAFT, GEARSHIFT FORK .....	41	3
PLUG, PIN .....	58	13	RUBBER, RR. FUEL TANK .....	61	9	SHAFT, IN. ROCKER ARM .....	27	5
PLUG, SPARK .....	25	13	RUBBER, R. WINKER MOUNTING .....	73	4	SHAFT, REDUCTION GEAR .....	32	4
PROTECTOR .....	47	6	RUBBER, STOPPER .....	52	14	SLEEVE, RR. WHEEL .....	59	4
PROTECTOR, EX. PIPE .....	66	5	RUBBER, TAILLIGHT BRACKET .....	76	9	SLIDER, CHAIN .....	70	7
PROTECTOR, MUFFLER .....	66	9	RUBBER, TAILLIGHT COVER .....	74	9	SPACER, IGNITION COIL .....	76	2
PROTECTOR, R. COVER .....	30	3				SPANNER, 10X14 .....	80	5
PULLER, MINI FUSE .....	80	1	[ S ]			SPANNER, 8X12 .....	80	10
PUMP ASSY., FUEL .....	61	1	SCREEN, OIL FILTER .....	36	4	SPINDLE COMP., GEARSHIFT .....	41	9
PUMP ASSY., OIL .....	36	2	SCREW-WASHER, 4X12 .....	47	20	SPRING ASSY., BRAKE PEDAL .....	67	12
				56	21	SPRING A, SIDE STAND .....	69	5
[ R ]			SCREW-WASHER, 4X14 .....	74	13	SPRING, BEARING PUSH .....	37	5
RACE, STEERING BOTTOM CONE ...	50	4	SCREW-WASHER, 5X12 .....	42	16	SPRING, CAM CHAIN TENSIONER ..	28	5
RACE, STEERING TOP BALL .....	50	2	SCREW-WASHER, 5X20 .....	46	19	SPRING, CARBON BRUSH .....	35	3
RACE, STEERING TOP CONE .....	50	3	SCREW SET .....	42	1	SPRING, CHANGE SWITCH CONTACT ..	41	15
RECEIVER, CLUTCH CABLE .....	30	8	SCREW, BLEEDER .....	54	3	SPRING, CLUTCH .....	31	14
RECTIFIER COMP., REGULATOR ...	76	4		58	8	SPRING, CLUTCH LEVER .....	30	7
REFLECTOR, FR. REFLEX .....	72	2	SCREW, FLAT, 4X12 .....	47	19	SPRING, GEARSHIFT ARM .....	41	11
REFLECTOR, REFLEX .....	72	1	SCREW, OVAL, 6X45 .....	48	18	SPRING, GEARSHIFT RETURN .....	41	12
RELAY COMP., POWER .....	76	19	SCREW, PAN, 5X11.5 .....	43	7	SPRING, PAD .....	54	6
RELAY COMP., STARTER .....	76	18	SCREW, PAN, 6X10 .....	72	12		58	3
RELAY COMP., WINKER .....	76	16	SCREW, PAN, 6X12 .....	66	15	SPRING, R. STEP RETURN .....	68	4
RETAINER .....	58	4	SCREW, PAN, 6X14 .....	48	16	SPRING, SHIFT DRUM STOPPER .....	41	8
RETAINER, VALVE SPRING .....	27	10		66	16	SPRING, STOP SWITCH .....	67	10
RIM COMP., HEADLIGHT .....	43	1	SCREW, PAN, 6X18 .....	70	10	SPRING, VALVE .....	27	9
RING .....	35	6		30	10	SPROCKET COMP., FINAL DRIVEN ..	59	2
RING B, PISTON .....	52	10	SCREW, TAPPET ADJUSTING .....	27	13	SPROCKET, CAM .....	28	1
RING SET, PISTON .....	38	2	SCREW, TAPPING, 3X16 .....	49	23	SPROCKET, DRIVE .....	39	11
RING, BACK UP .....	52	4	SCREW, TAPPING, 4X10 .....	73	12	STATOR COMP. .....	34	2
RING, OIL SEAL STOP .....	53	24	SCREW, TAPPING, 4X12 .....	64	12	STAY COMP., EX. PIPE .....	66	6
RING, SEAL .....	42	9		72	18	STAY COMP., FR. COWL .....	79	6
RING, STOPPER .....	54	7	SCREW, TAPPING, 4X16 .....	44	4	STAY, AIR CLEANER .....	25	11
	58	10		72	19	STAY, L. FR. UNDER COWL .....	29	4
RIVET, PUSH, 7MM .....	64	11	SCREW, TAPPING, 5X16 .....	44	5	STAY, METER .....	48	11
	72	11	SCREW, TAPPING, 5X25 .....	65	14	STAY, SIDE STAND SWITCH .....	33	15
ROD COMP., PUSH .....	56	12	SCREW, VISOR SPECIAL SETTING ..	74	10	STAY, TAILLIGHT .....	74	4
ROD COMP., TENSIONER PUSH .....	28	6		72	20	STAY, WIRE .....	42	5
ROD, CLUTCH LIFTER .....	31	15		74	15	STEM SUB ASSY., STEERING .....	50	8
ROD, IIE .....	67	5			16	STOPPER COMP., GEARSHIFT DRUM ..	41	7
ROLLER COMP., CAM CHAIN GUIDE	28	8			5	STRIPE, FUEL TANK .....	82	1
		10			14	SUSPENSION, ENGINE CONTROL		
					74	UNIT	77	24







---

**1**

**FOREWORD INDEX**

---

**2**

**ENGINE GROUP**

---

**3**

**FRAME GROUP**

---

**4**

**PART NUMBER INDEX**

---

**5**

**PART NAME INDEX**

---

**HONDA**  
The Power of Dreams